

**PRIMARY ELECTION**

**MAY 9, 2000**

**POLLING PLACES APPROVED**

In the County Commission Meeting on Tuesday, March 21, 2000, a motion was duly made by Commissioner Bell, seconded by Commissioner Wiley, and unanimously carried to approve the following list of Polling Locations for the May 9, 2000 Primary Election, in compliance with West Virginia State Code 3-1-7 and to note two precinct polling location changes which have been approved by the Secretary of State's Office as follows:

Precinct No. 28 – Changed from the Coliseum to the WVU Creative Arts Center because the Coliseum is closed for the removal of asbestos.

Precinct No. 42 – Changed from the Wadestown Women's Club Building to the Wadestown V.F.D. because the Wadestown Women's Club closed their building and will only open it during the summer months.

The order of precinct location change will be advertisement within 15 days of said order in accordance with WV Code 3-1-7.

**POLLING LOCATIONS  
PRIMARY ELECTION – MAY 9, 2000**

**13<sup>TH</sup> SENATORIAL DISTRICT**

**CENTRAL DISTRICT**

- 01 CHURCH OF GOD – 664 MADIGAN AVENUE
- 02 CENTRAL FIRE STATION – SOUTH HIGH STREET
- 03 BD EDUCATION BLDG – SOUTH HIGH STREET
- 04 MORGANTOWN HIGH SCHOOL – RM 205
- 05 MORGANTOWN HIGH SCHOOL – RM 206
- 06 MORGANTOWN HIGH SCHOOL – RM 210
- 07 MORGANTOWN HIGH SCHOOL – RM 208
- 08 MORGANTOWN HIGH SCHOOL – RM 204
- 09 NEW MAINTENANCE SHOP – BROCKWAY
- 10 MON CO SENIOR CTR – FRONT LOBBY
- 12 UNIVERSITY HIGH SCHOOL – GYM
- 13 CENTRAL ELEMENTARY SCHOOL
- 14 CENTRAL ELEMENTARY SCHOOL
- 15 WOODBURN ELEMENTARY SCHOOL
- 16 WILES HILL ELEMENTARY SCHOOL
- 17 WILES HILL ELEMENTARY SCHOOL
- 18 STANSBURY HALL – WVU LOWER LEVEL
- 20 SENECA CENTER – UPPER LEVEL
- 21 ST FRANCIS DE SALES SCHOOL
- 22 MONONGALIA COUNTY HEALTH DEPARTMENT
- 23 SUNCREST ELEMENTARY SCHOOL
- 24 SUNCREST ELEMENTARY SCHOOL
- 26 SUNCREST MIDDLE SCHOOL – CAFETERIA
- 28 WVU CREATIVE ARTS CENTER
- 30 SABRATON BAPTIST CHURCH
- 31 SABRA UNITED METHODIST CHURCH
- 90 ST MARY'S CATHOLIC CHURCH – MUSIC RM

**EASTERN DISTRICT**

- 25 STAR CITY FIRE HALL
- 27 SUNCREST PRIMARY SCHOOL
- 29 STAR CITY FIRE HALL
- 32 WOODLAND CHURCH
- 35 MOUNTAINVIEW ELEMENTARY SCHOOL
- 36 NORTH ELEMENTARY SCHOOL – KITCHEN
- 39 HEALTH SOUTH REHAB HOSPITAL
- 76 TIMBERLINE APARTMENTS
- 79A CHEAT LAKE VFD
- 79B CHEAT LAKE VFD
- 80 EASTON SCHOOL
- 81 STEWARTSTOWN COMM BLDG
- 82 CALVARY UM CHURCH – FELLOWSHIP HALL
- 83A CANYON PRESBYTERIAN CHURCH
- 83B CANYON PRESBYTERIAN CHURCH
- 84 NORTH ELEMENTARY SCHOOL
- 86 NORTH ELEMENTARY SCHOOL
- 87A CHESTNUT HILL APTS – PARTY ROOM
- 87B CHESTNUT HILL APTS – PARTY ROOM
- 88 CHESTNUT RIDGE COMMONS BED &  
BREAKFAST – CONFERENCE ROOM  
1000 STEWARTSTOWN ROAD
- 91 NORTH ELEMENTARY SCHOOL – COMMONS

**WESTERN DISTRICT**

- 40 WILMA SHRIVER'S GARAGE
- 41 CROSS ROADS COMMUNITY CENTER
- 42 WADESTOWN VFD
- 44 LAZZELLE UNION ELEMENTARY SCHOOL
- 46 SHACK NEIGHBORHOOD HOUSE
- 47 SCOTTS RUN VFD
- 48 SCOTTS RUN SETTLEMENT HOUSE
- 49 FORT MARTIN UM CHURCH
- 51 CLAY BATTELLE SENIOR CENTER
- 52 OLIVE UNITED METHODIST CHURCH
- 53 DAYBROOK ELEMENTARY SCHOOL

**13<sup>TH</sup> SENATORIAL DISTRICT**

**WESTERN DISTRICT**

- 54 JAKES RUN ELEMENTARY SCHOOL
- 55 CORE COMMUNITY CENTER INC
- 56 HAGANS CHRISTIAN CHURCH
- 58 SUGAR GROVE PRESBYTERIAN CHURCH
- 70 WESTOVER ELEMENTARY SCHOOL
- 71 WESTOVER CITY HALL
- 72 RIVERSIDE ELEMENTARY SCHOOL
- 73 MORGAN HEIGHTS COMM BUILDING
- 74 GRANVILLE VFD
- 75 WESTOVER ELEMENTARY SCHOOL
- 92 ST ELIZABETH SETON CHURCH

**14<sup>TH</sup> SENATORIAL DISTRICT**

**CENTRAL DISTRICT**

NONE

**EASTERN DISTRICT**

- 33 ROCK FORGE NEIGHBORHOOD HOUSE
- 34 MELLON CHAPEL CHURCH - DELLSLOW
- 38A BROOKHAVEN SCHOOL - GYM
- 38B BROOKHAVEN SCHOOL - GYM
- 77A TYRONE UNITED METHODIST CH-UPSTAIRS
- 77B TYRONE UNITED METHODIST DOWNSTAIRS
- 78A CHEAT LAKE ELEMENTARY SCHOOL
- 78B CHEAT LAKE ELEMENTARY SCHOOL
- 85 MOUNTAINVIEW ELEMENTARY SCHOOL

**WESTERN DISTRICT**

- 37 SUMMERS ELEMENTARY SCHOOL
- 59 SMITHTOWN SCHOOL – COMMUNITY CTR
- 60 JOHNSON CHAPEL – UM CHURCH
- 61A RIDGEDALE SCHOOL
- 61B RIDGEDALE SCHOOL
- 62A BROWN'S HALLECK COMMUNITY BLDG
- 62B BROWN'S HALLECK COMMUNITY BLDG
- 63 COOL SPRINGS ELEMENTARY SCHOOL
- 64 BOOTH UNION CHURCH-SOCIAL ROOM
- 67 ARNETTSVILLE SCHOOL GYM
- 68 LAUREL POINT METH CH-FELLOWSHIP RM
- 69 WAITMAN BARBE SCHOOL

CONGRESSIONAL DISTRICT...1<sup>ST</sup> .....ALL

DELEGATE DISTRICT....44 ALL  
EXCEPT PCT 62A & 62B...42

SENATORIAL DISTRICT..13 & 14 (SEE PCT LIST)

MAGISTERIAL DISTRICT...CENTRAL, EASTERN  
& WESTERN (SEE PCT LIST)

**MONONGALIA COUNTY**


13<sup>TH</sup> SENATORIAL DISTRICT.....70  
14<sup>TH</sup> SENATORIAL DISTRICT.....21  
TOTAL PRECINCTS.....91

MICHAEL A. OLIVERIO  
MONONGALIA COUNTY CLERK

\*ALL POLLING PLACES ARE SUBJECT  
TO CHANGE



Michael A. Oliverio  
Monongalia County Clerk

  
JOHN W. PYLES, President

  
BETTY L. WILEY, Member

  
ROBERT BELL, Member

COMMISSIONERS OF THE  
COUNTY COMMISSION

# MONONGALIA COUNTY CLERK

COURT HOUSE, 243 HIGH STREET, ROOM 123  
MORGANTOWN, WEST VIRGINIA 26505-5491  
Telephone: 304/291-7230 Fax: 304/291-7233

MICHAEL A. OLIVERIO  
Clerk



## INSPECTION OF BALLOTS

WV CODE 3-4A-13

WE, THE UNDERSIGNED MEMBERS OF THE MONONGALIA COUNTY COMMISSION AND THE BALLOT COMMISSIONERS CONVENED AT THE OFFICE OF THE MONONGALIA COUNTY CLERK ON MAY 2, 2000 AT 9:00 A.M. WHERE THE BALLOTS WERE PLACED IN THE BALLOT BOXES AND LOCKED INDIVIDUALLY. THE BALLOT BOXES WERE SECURED IN THE DOUBLE LOCKED BALLOT ROOM WITH THE COUNTY CLERK AND THE PRESIDENT OR PRESIDENT PRO TEMPORE OF THE MONONGALIA COUNTY COMMISSION HOLDING EACH A KEY. THE ROOM SHALL BE UNLOCKED ONLY IN THEIR PRESENCE AND ONLY FOR THE TRANSPORTATION TO THE POLLS.

DATED THIS 2<sup>ND</sup> DAY OF MAY, 2000.

John W. Pyles  
JOHN W. PYLES, PRESIDENT

Jean Friend  
JEAN FRIEND, CIRCUIT CLERK

Betty L. Wiley  
BETTY L. WILEY, COMMISSIONER

Sh. G. Higgins  
BALLOT COMMISSIONER

Robert "Bob" Bell  
ROBERT "BOB" BELL, COMMISSIONER

Michael A. Oliverio  
BALLOT COMMISSIONER


DATE: 5-2-00

ATTEST: Michael A. Oliverio  
MONONGALIA COUNTY CLERK

## MONONGALIA COUNTY CLERK

COURT HOUSE, 243 HIGH STREET, ROOM 123  
MORGANTOWN, WEST VIRGINIA 26505-5491  
Telephone: 304/291-7230 Fax: 304/291-7233

MICHAEL A. OLIVERIO  
Clerk




### OPTICAL SCANNING EQUIPMENT PUBLIC INSPECTION CERTIFICATION #1


WV CODE 3-4A-26

WE, THE UNDERSIGNED MEMBERS OF THE MONONGALIA COUNTY COMMISSION CONVENED AT THE OFFICE OF THE MONONGALIA COUNTY CLERK WHERE THE OPTICAL SCANNERS ARE STORED AND HAVING EXAMINED THE OPTICAL SCANNERS, DO DETERMINE THEY HAVE BEEN PREPARED AS REQUIRED BY LAW.

FOLLOWING THE TEST, WE FIND THE OPTICAL SCANNER, ACCUMULATOR AND PROGRAM DECK FOR THE MAY 9, 2000 PRIMARY ELECTION TO BE IN PROPER ORDER, FREE FROM ERROR AND ENDORSE OUR APPROVAL BY AFFIXING OUR SIGNATURE HERETO.

\_\_\_\_\_  
JOHN W. PYLES, PRESIDENT

  
\_\_\_\_\_  
BETTY L. WILEY, COMMISSIONER

  
\_\_\_\_\_  
ROBERT "BOB" BELL, COMMISSIONER

DATE: May 2, 2010

ATTEST:   
\_\_\_\_\_  
MONONGALIA COUNTY CLERK

## MONONGALIA COUNTY CLERK

COURT HOUSE, 243 HIGH STREET, ROOM 123  
MORGANTOWN, WEST VIRGINIA 26505-5491  
Telephone: 304/291-7230 Fax: 304/291-7233

MICHAEL A. OLIVERIO  
Clerk




### OPTICAL SCANNING EQUIPMENT TESTING PRIOR TO OFFICIAL COUNT CERTIFICATION TEST #2

WV CODE 3-4A-26

IN ACCORDANCE WITH WEST VIRGINIA STATE CODE 3-4A-26, THE MEMBERS OF THE MONONGALIA COUNTY COMMISSION REPEATED THE TEST OF THE OPTICAL SCANNING EQUIPMENT IMMEDIATELY BEFORE THE START OF THE OFFICIAL COUNT OF THE MAY 9, 2000 PRIMARY ELECTION AND FOUND TO BE FREE FROM ERROR AND AFFIXED SIGNATURES TO A WRITTEN CERTIFICATION DATED THIS 9<sup>th</sup> DAY OF MAY, 2000.

\_\_\_\_\_  
JOHN W. PYLES, PRESIDENT

  
\_\_\_\_\_  
BETTY L. WILEY, COMMISSIONER

  
\_\_\_\_\_  
ROBERT "BOB" BELL, COMMISSIONER

DATE: 5-9-00

ATTEST:   
MONONGALIA COUNTY CLERK

MONONGALIA COUNTY CLERK

COURT HOUSE, 243 HIGH STREET, ROOM 123  
MORGANTOWN, WEST VIRGINIA 26505-5491  
Telephone: 304/291-7230 Fax: 304/291-7233



MICHAEL A. OLIVERIO  
Clerk

OPTICAL SCANNING EQUIPMENT  
TESTING AT CONCLUSION OF OFFICIAL COUNT  
TEST CERTIFICATION #3

WV CODE 3-4A-26

IN ACCORDANCE WITH WEST VIRGINIA STATE CODE 3-4A-26, THE MEMBERS OF THE MONONGALIA COUNTY COMMISSION REPEATED THE TEST OF THE OPTICAL SCANNING EQUIPMENT IMMEDIATELY AT THE CONCLUSION OF THE OFFICIAL COUNTING OF THE MAY 9, 2000 PRIMARY ELECTION AND FOUND TO BE FREE FROM ERROR AND AFFIXED SIGNATURES TO A WRITTEN CERTIFICATION DATED THIS 9<sup>TH</sup> DAY OF MAY, 2000.

JOHN W. PYLES, PRESIDENT

BETTY L. WILEY, COMMISSIONER

ROBERT "BOB" BELL, COMMISSIONER

DATE:

May 9, 2000

ATTEST:

Michael A. Oliverio  
MONONGALIA COUNTY CLERK

PRIMARY ELECTION - MAY 9, 2000

MEETINGS OF THE BOARD OF CANVASSERS

FRIDAY, MAY 12, 2000

PRESENT: MONONGALIA COUNTY COMMISSION PRESIDENT PRO TEM -  
Betty L. Wiley  
MONONGALIA COUNTY COMMISSION MEMBER - Robert Bell  
DEPUTY CLERKS FROM THE COUNTY CLERK'S OFFICE - Betty Tennant, April Davies, Renetta McClure, Jodi Maraney, Gary Furbee and Janet Lowe  
CIRCUIT CLERK - Jean Friend  
DEPUTY CLERKS FROM THE CIRCUIT CLERK'S OFFICE - Cheryl Kiser  
MAINTENANCE SUPERVISOR - Bobby Doyle  
CANDIDATES - Eugene Claypole

The Board of Canvassers met at 10:03 o'clock A.M. on Friday, May 12, 2000, in Room Number 103, Voters Registration, of the Monongalia County Courthouse and began by receiving six (6) Republican Spoiled Ballots, (2) Democrat Spoiled Ballots and (2) Absentee Ballots from Cheryl Kiser of the Circuit Clerk's Office. Said ballots were received too late to be delivered to the polls.

A motion was duly made by Commissioner Wiley, seconded by Commissioner Bell, and unanimously carried to get all challenged ballots from the Vault and to do a synopsis on each challenged ballot.

The number of Absentee and Challenged Ballots received from the Circuit Clerk's Office were made a matter of record as follows:

ABSENTEE BALLOTS	
PRECINCT	NUMBER OF BALLOTS RECEIVED
5	1
84	1

CHALLENGED ABSENTEE BALLOTS	
PRECINCT	NUMBER OF BALLOTS RECEIVED
Unknown	1

The Board of Canvassers reviewed the Canvass Procedures as received from the West Virginia Secretary of State's Office.

A motion was duly made by Commissioner Wiley, seconded by Commissioner Bell, and unanimously carried at 10:10 o'clock A.M. to remove the Challenged Ballots from the vault to do a synopsis on each ballot. After the Challenge Ballots were removed from the vault, the vault was resealed.

The number of Assisted Voter Ballots were made a matter of record as follows:

ASSISTED VOTER BALLOTS	
PRECINCT	NUMBER OF BALLOTS RECEIVED

90  
23  
74  
38A  
14  
27

1  
1  
1  
1  
1  
1  
1

The number of Auto Vote Ballots that were made a matter of record as follows:

AUTO VOTE BALLOTS	
PRECINCT	NUMBER OF BALLOTS RECEIVED

54

1

The number of Challenged Ballots that were received from the individual precincts were made a matter of record as follows:

CHALLENGED BALLOTS RECEIVED	
PRECINCT	NUMBER OF BALLOTS RECEIVED

1  
2  
3  
4  
5  
6  
7  
8  
9  
10  
12  
13  
14  
15  
16  
17  
18  
20  
21  
22  
23  
24  
25  
26

3  
1  
2  
5  
3  
2  
2  
2  
6  
3  
2  
4  
7  
1  
5  
3  
1  
6  
6  
5  
0  
2  
3  
5  
3

**CHALLENGED BALLOTS RECEIVED (CONTINUED)****PRECINCT****NUMBER OF  
BALLOTS RECEIVED**

27	3
28	5
29	2
30	2
31	1
32	2
33	7
34	4
35	6
36	3
37	6
38A	4
38B	2
39	13
40	5
41	0
42	1
44	5
46	9
47	4
48	15
49	2
51	0
52	2
53	0
54	1
55	3
56	3
58	0
59	1
60	4
61A	3
61B	0
62A	2
62B	1
63	1
64	7
67	4
68	0
69	3
70	0
71	2
72	1
73	5
74	10
75	2
76	3
77A	4
77B	0
78A	4
78B	7
79A	4
79B	7
80	6
81	1



CHALLENGED BALLOTS RECEIVED (CONTINUED)

PRECINCT	NUMBER OF BALLOTS RECEIVED
----------	-------------------------------

82	0
83A	5
83B	2
84	5
85	1
86	6
87A	6
87B	3
88	5
90	2
91	2
92	3
TOTAL:	312

There were (308) Challenged Ballots, (2) Absentee Ballots, (1) Challenged Absentee Ballot and (1) Auto Vote. The Total Number of Ballots received was (312) three hundred twelve.

A motion was duly made by Commissioner Wiley, seconded by Commissioner Bell, and unanimously carried to recess the Board of Canvassers at 10:48 A.M. until Monday, May 15, 2000 at 9:00 A.M.

\*\*\*\*\*

PRIMARY ELECTION - MAY 9, 2000

MEETINGS OF THE BOARD OF CANVASSERS

MONDAY, MAY 15, 2000

PRESENT: MONONGALIA COUNTY COMMISSION PRESIDENT - John Pyles  
MONONGALIA COUNTY COMMISSION MEMBER - Betty L. Wiley  
MONONGALIA COUNTY COMMISSION MEMBER - Robert Bell  
MONONGALIA COUNTY CLERK - Michael A. Oliverio  
DEPUTY CLERKS FROM THE COUNTY CLERK'S OFFICE - Betty Tennant, April Davies, Renneetta McClure, Jodi Maraney, Tim Kyle, Marvin Drvar and Janet Lowe  
DEPUTY CLERKS FROM THE CIRCUIT CLERK'S OFFICE - Donna Kissner and Ellen Jacobs  
TALLY CLERKS - Gail Berry, Carlene Hagar, Marlene Bishoff, Billie Jo Mayle, Gary A. Statler, William Bonsall, Robert McCauley, Norma Coffindoffer, E. LaVonne Young, Kelli A. Nalor, Deborah L. McGinnis, Kandi Williams and Mary Jane Kerns  
CANDIDATES - Eugene Claypole and Nancy Houston  
DOMINION POST REPRESENTATIVE - Evelyn Ryan

The Board of Canvassers reconvened at 9:12 o'clock A.M. on Monday, May 15, 2000, in Room Number 103, Voters Registration, of the Monongalia County Courthouse and unlocked the vault to remove the five randomly selected precincts to hand tally the ballots.

In accordance with West Virginia State Code 3-4A-28 (4), the Board of Canvassers proceeded to choose at least five percent (5%), being five (5) of the precincts, at random by the drawing of precinct numbers, and then proceeded to manually count the ballots of those Precincts. The five precincts randomly selected by Gary A. Statler to Hand Tally were made a matter of record as follows:

**Precinct 2 – Central Fire Station – South High**  
**Precinct 82 – Calvary United Methodist Church – Fellowship Hall**  
**Precinct 26 – Suncrest Middle School – Café**  
**Precinct 73 – Morgan Heights Community Building**  
**Precinct 83B – Canyon Presbyterian Church**

Said Precincts' Ballot Boxes were removed from the Locked Ballot Room of the Vault and transported to Room No. 103, Voter Registration, of the Monongalia County Courthouse.

The following individuals were on the hand tallying teams:

**PRECINCT 2 HAND TALLYING TEAM**

Tally Clerk William Bonsall  
Tally Clerk Mary Jane Kerns  
Deputy Clerk Jodi Maraney  
Secretary County Commission Deborah L. McGinnis

**PRECINCT 82 HAND TALLYING TEAM**

Tally Clerk Carlene Hagar  
Tally Clerk Marlene Bishoff  
County Commissioner Robert Bell  
Deputy Clerk Rennetta McClure

**PRECINCT 26 HAND TALLYING TEAM**

Tally Clerk Carlene Hagar  
Deputy Clerk Rennetta McClure  
Tally Clerk Marlene Bishoff  
Kandi Williams  
County Commissioner Robert Bell

**PRECINCT 73 HAND TALLYING TEAM**

County Commissioner Betty L. Wiley  
E. LaVonne Young  
Gary A. Statler  
Chief Deputy Robert McCauley  
Norma Coffindoffer

**PRECINCT 83B HAND TALLYING TEAM**

Deputy Circuit Clerk Donna Kisner  
Secretary County Commission Debra L. McGinnis  
Billie Jo Mayle  
Gail Berry  
Kelli A. Nalor

Precinct 2 on the Republican Ballot on the Republican National Convention section, eight delegates were voted for instead of nine. The eight delegates are to be counted.

Precinct 2 on the Republican Ballot on the President section an "x" was in the oval, which caused the vote not to count. The vote should be counted for George Bush.

While the five precincts were being hand tallied, the Commission reviewed the three hundred twelve (312) Challenge Ballots at 11:24 A. M. for allowing or disallowing as permitted by law.

Precinct Number 1 – Three (3) Challenged Ballots – Motion by Commissioner Wiley, seconded by Commissioner Bell, and unanimously carried, to allow three (3) ballots.

Precinct Number 2 – One (1) Challenged Ballot – Motion by Commissioner Wiley, seconded by Commissioner Bell, and unanimously carried, to disallow one (1) ballot because the voter was registered Democrat and voted Republican.

Precinct Number 3 – Two (2) Challenged Ballots – Motion by Commissioner Wiley, seconded by Commissioner Bell, and unanimously carried, to allow two (2) ballots.

Precinct Number 4 – Five (5) Challenged Ballots – Motion by Commissioner Wiley, seconded by Commissioner Bell, and unanimously carried, to allow three (3) ballots; and disallow two (2) ballots because the voter was not registered.

Precinct Number 5 – Three (3) Challenged Ballots – Motion by Commissioner Wiley, seconded by Commissioner Bell, and unanimously carried, to allow two (2) ballots; and disallow one (1) ballot because the voter had no identification.

Precinct Number 6 – Two (2) Challenged Ballots – Motion by Commissioner Wiley, seconded by Commissioner Bell, and unanimously carried, to allow one (1) ballot; and disallow one (1) ballot because the voter registered after the cut-off date.

Precinct Number 7 – Two (2) Challenged Ballots – Motion by Commissioner Wiley, seconded by Commissioner Bell, and unanimously carried, to allow two (2) ballots.

Precinct Number 8 – Six (6) Challenged Ballots – Motion by Commissioner Wiley, seconded by Commissioner Bell, and unanimously carried, to allow four (4) ballots; and disallow two (2) ballots because the voter registered after the cut-off date and the voter voted in the wrong precinct.

Precinct Number 9 – Three (3) Challenged Ballots – Motion by Commissioner Wiley, seconded by Commissioner Bell, and unanimously carried, to allow two (2) ballots; and disallow one (1) ballot because the voter was not registered.

Precinct Number 10 – Two (2) Challenged Ballots – Motion by Commissioner Wiley, seconded by Commissioner Bell, and unanimously carried, to allow one (1) ballot; and disallow one (1) ballot because the voter was not registered.

Precinct Number 12 – Four (4) Challenged Ballots – Motion by Commissioner Wiley, seconded by Commissioner Bell, and unanimously carried, to allow three (3) ballots; and disallow one (1) ballot because the voter was not registered.

Precinct Number 13 – Seven (7) Challenged Ballots – Motion by Commissioner Wiley, seconded by Commissioner Bell, and unanimously carried, to allow four (4) ballots; and disallow three (3) ballots because the voter was not registered, the voter

voted in the wrong precinct and the ballot was an unknown absentee that was spoiled.

Precinct Number 14 – One (1) Challenged Ballots – Motion by Commissioner Wiley, seconded by Commissioner Bell, and unanimously carried, to allow one (1) ballot.

Precinct Number 15 – Five (5) Challenged Ballots – Motion by Commissioner Wiley, seconded by Commissioner Bell, and unanimously carried, to allow three (3) ballots; and disallow two (2) ballots because the voter voted in the wrong precinct.

Precinct Number 16 – Three (3) Challenged Ballots – Motion by Commissioner Wiley, seconded by Commissioner Bell, and unanimously carried, to allow three (3) ballots.

Precinct Number 17 – One (1) Challenged Ballots – Motion by Commissioner Wiley, seconded by Commissioner Bell, and unanimously carried, to allow one (1) ballot.

Precinct Number 18 – Six (6) Challenged Ballots – Motion by Commissioner Wiley, seconded by Commissioner Bell, and unanimously carried, to allow five (5) ballots; and disallow one (1) ballot because the voter voted in the wrong precinct.

Precinct Number 20 – Six (6) Challenged Ballots – Motion by Commissioner Wiley, seconded by Commissioner Bell, and unanimously carried, to allow three (3) ballots; and disallow three (3) ballots because two of the voters voted in the wrong precinct and the voter voted Democrat and was registered a Republican.

Precinct Number 21 – Five (5) Challenged Ballots – Motion by Commissioner Wiley, seconded by Commissioner Bell, and unanimously carried, to allow two (2) ballots; and disallow three (3) ballots because two of the voters voted in the wrong precinct and the voter voted Democrat and was registered a Republican.

Precinct Number 22 – No Challenged Ballots

Precinct Number 23 – Two (2) Challenged Ballots – Motion by Commissioner Wiley, seconded by Commissioner Bell, and unanimously carried, to disallow two (2) ballots because the voter was not registered and the voter had no identification.

Precinct Number 24 – Three (3) Challenged Ballots – Motion by Commissioner Wiley, seconded by Commissioner Bell, and unanimously carried, to allow two (2) ballots; and disallow one (1) ballot because the voter was not registered.

Precinct Number 25 – Five (5) Challenged Ballots – Motion by Commissioner Wiley, seconded by Commissioner Bell, and unanimously carried, to allow three (3) ballots; and disallow two (2) ballots because the voter voted at the wrong precinct and the voter was registered No Party and voted Democrat.

Precinct Number 26 – Three (3) Challenged Ballots – Motion by Commissioner Wiley, seconded by Commissioner Bell, and unanimously carried, to allow two (2) ballots; and disallow one (1) ballot because the voter voted at the wrong precinct.

Precinct Number 27 – Three (3) Challenged Ballots – Motion by Commissioner Wiley, seconded by Commissioner Bell, and unanimously carried, to disallow three (3) ballots because the voters were not registered.

Precinct Number 28 – Five (5) Challenged Ballots – Motion by Commissioner Wiley, seconded by Commissioner Bell, and unanimously carried, to allow five (5) ballots.

Precinct Number 29 – Two (2) Challenged Ballots – Motion by Commissioner Wiley, seconded by Commissioner Bell, and unanimously carried, to allow two (2) ballots.

Precinct Number 30 – Two (2) Challenged Ballots – Motion by Commissioner Wiley, seconded by Commissioner Bell, and unanimously carried, to disallow two (2) ballot because the voter voted in the wrong precinct.

Precinct Number 31 – One (1) Challenged Ballots – Motion by Commissioner Wiley, seconded by Commissioner Bell, and unanimously carried, to allow one (1) ballot.

Precinct Number 32 – Two (2) Challenged Ballots – Motion by Commissioner Wiley, seconded by Commissioner Bell, and unanimously carried, to allow one (1) ballot; and disallow one (1) ballot because the voter voted in the wrong precinct.

Precinct Number 33 – Seven (7) Challenged Ballots – Motion by Commissioner Wiley, seconded by Commissioner Bell, and unanimously carried, to allow six (6) ballots; and disallow one (1) ballot because the voter voted in the wrong precinct.

Precinct Number 34 – Four (4) Challenged Ballots – Motion by Commissioner Wiley, seconded by Commissioner Bell, and unanimously carried, to allow one (1) ballot; and disallow three (3) ballots because the voter voted in the wrong precinct.

Precinct Number 35 – Six (6) Challenged Ballots – Motion by Commissioner Wiley, seconded by Commissioner Bell, and unanimously carried, to allow three (3) ballots; and disallow three (3) ballots because the voter had no identification; the voter was registered Republican and voted Democrat; and, the voter was registered No Party and voted Democrat.

Precinct Number 36 – Three (3) Challenged Ballots – Motion by Commissioner Wiley, seconded by Commissioner Bell, and unanimously carried, to allow one (1) ballots; and disallow two (2) ballots because the voter voted in the wrong precinct.

Precinct Number 37 – Six (6) Challenged Ballots – Motion by Commissioner Wiley, seconded by Commissioner Bell, and unanimously carried, to allow three (3) ballots; and disallow three (3) ballots because the voter voted in the wrong precinct.

Precinct Number 38A – Four (4) Challenged Ballots – Motion by Commissioner Wiley, seconded by Commissioner Bell, and unanimously carried, to allow four (4) ballots.

Precinct Number 38B – Two (2) Challenged Ballots – Motion by Commissioner Wiley, seconded by Commissioner Bell, and unanimously carried, to allow two (2) ballots.

Precinct Number 39 – Thirteen (13) Challenged Ballots – Motion by Commissioner Wiley, seconded by Commissioner Bell, and unanimously carried, to allow five (5) ballots; and disallow eight (8) ballots because three voters had no identification; three voters voted in the wrong precinct; and one was not registered.

Precinct Number 40 – Five (5) Challenged Ballots – Motion by Commissioner Wiley, seconded by Commissioner Bell, and unanimously carried, to allow four (4) ballots; and disallow one (1) ballot because the voter voted in the wrong precinct.

Precinct Number 41 – No Challenged Ballots

Precinct Number 42 – One (1) Challenged Ballot – Motion by Commissioner Wiley, seconded by Commissioner Bell, and unanimously carried, to allow one (1) ballot.

Precinct Number 44 – Five (5) Challenged Ballots – Motion by Commissioner Wiley, seconded by Commissioner Bell, and unanimously carried, to allow three (3) ballots; and disallow two (2) ballots because the voters were not registered.

Precinct Number 46 – Nine (9) Challenged Ballots – Motion by Commissioner Wiley, seconded by Commissioner Bell, and unanimously carried, to allow seven (7) ballots; and disallow two (2) ballot because one voter had no address just a Post Office Box and the other voter voted at the wrong precinct.

Precinct Number 47 – Four (4) Challenged Ballots – Motion by Commissioner Wiley, seconded by Commissioner Bell, and unanimously carried, to allow three (3) ballots; and disallow one (1) ballot because the voter was not registered.

Precinct Number 48 – Fifteen (15) Challenged Ballots – Motion by Commissioner Wiley, seconded by Commissioner Bell, and unanimously carried, to allow eight (8) ballots; and disallow seven (7) ballots because six voters voted in the wrong precinct and one voter was not registered.

Precinct Number 49 – Two (2) Challenged Ballots – Motion by Commissioner Wiley, seconded by Commissioner Bell, and unanimously carried, to allow two (2) ballots.

Precinct Number 51 – No Challenged Ballots

Precinct Number 52 – Two (2) Challenged Ballots – Motion by Commissioner Wiley, seconded by Commissioner Bell, and unanimously carried, to allow two (2) ballots.

Precinct Number 53 – No Challenged Ballots

Precinct Number 54 – One (1) Challenged Ballot – Motion by Commissioner Wiley, seconded by Commissioner Bell, and unanimously carried, to allow one (1) ballot.

Precinct Number 55 – Three (3) Challenged Ballots – Motion by Commissioner Wiley, seconded by Commissioner Bell, and unanimously carried, to allow two (2) ballots; and disallow one (1) ballot because the voter voted in his / her old precinct.

Precinct Number 56 – Three (3) Challenged Ballots – Motion by Commissioner Wiley, seconded by Commissioner Bell, and unanimously carried, to allow two (2) ballots; and disallow one (1) ballot because the voter was registered Republican and voted Democrat.

Precinct Number 58 – No Challenged Ballots

Precinct Number 59 – One (1) Challenged Ballot – Motion by Commissioner Wiley, seconded by Commissioner Bell, and unanimously carried, to allow one (1) ballot.

Precinct Number 60 – Four (4) Challenged Ballots – Motion by Commissioner Wiley, seconded by Commissioner Bell, and unanimously carried, to allow one (1) ballot; and disallow three (3) ballots because the voter was not registered and two of the voters voted in the wrong precinct.

Precinct Number 61A – Three (3) Challenged Ballots – Motion by Commissioner Wiley, seconded by Commissioner Bell, and unanimously carried, to allow three (3) ballots.

Precinct Number 61B – No Challenged Ballots

Precinct Number 62A - Two (2) Challenged Ballots - Motion by Commissioner Wiley, seconded by Commissioner Bell, and unanimously carried, to allow one (1) ballot; and disallow one (1) ballot because the voter was not registered.

Precinct Number 62B - One (1) Challenged Ballot - Motion by Commissioner Wiley, seconded by Commissioner Bell, and unanimously carried, to disallow one (1) ballot because the voter voted in the wrong precinct.

Precinct Number 63 - One (1) Challenged Ballot - Motion by Commissioner Wiley, seconded by Commissioner Bell, and unanimously carried, to disallow one (1) ballot because the voter voted in the wrong precinct.

Precinct Number 64 - Seven (7) Challenged Ballots - Motion by Commissioner Wiley, seconded by Commissioner Bell, and unanimously carried, to allow seven (7) ballots.

Precinct Number 67 - Four (4) Challenged Ballots - Motion by Commissioner Wiley, seconded by Commissioner Bell, and unanimously carried, to allow two (2) ballots; and disallow two (2) ballots because the voters were not registered.

Precinct Number 68 - No Challenged Ballots

Precinct Number 69 - Three (3) Challenged Ballots - Motion by Commissioner Wiley, seconded by Commissioner Bell, and unanimously carried, to allow three (3) ballots.

Precinct Number 70 - No Challenged Ballots

Precinct Number 71 - Two (2) Challenged Ballots - Motion by Commissioner Wiley, seconded by Commissioner Bell, and unanimously carried, to allow two (2) ballots.

Precinct Number 72 - One (1) Challenged Ballot - Motion by Commissioner Wiley, seconded by Commissioner Bell, and unanimously carried, to allow one (1) ballot.

Precinct Number 73 - Five (5) Challenged Ballots - Motion by Commissioner Wiley, seconded by Commissioner Bell, and unanimously carried, to allow four (4) ballots; and disallow one (1) ballot because the voter had no identification.

Precinct Number 74 - Ten (10) Challenged Ballots - Motion by Commissioner Wiley, seconded by Commissioner Bell, and unanimously carried, to allow four (4) ballots; and disallow six (6) ballots because four voters voted in the wrong precinct; one voter was not registered; and, one had no identification, voted in wrong precinct and voted the wrong party.

Precinct Number 75 - Two (2) Challenged Ballots - Motion by Commissioner Wiley, seconded by Commissioner Bell, and unanimously carried, to allow two (2) ballots.

Precinct Number 76 - Three (3) Challenged Ballots - Motion by Commissioner Wiley, seconded by Commissioner Bell, and unanimously carried, to allow three (3) ballots.

Precinct Number 77A - Four (4) Challenged Ballots - Motion by Commissioner Wiley, seconded by Commissioner Bell, and unanimously carried, to allow two (2) ballots; and disallow two (2) ballots because the voter was not registered and the voter was registered Democrat and voted Republican.

Precinct Number 77B - No Challenged Ballots

Precinct Number 78A – Four (4) Challenged Ballots – Motion by Commissioner Wiley, seconded by Commissioner Bell, and unanimously carried, to allow one (1) ballot; and disallow three (3) ballots because the voter was not registered; the voter voted in the wrong precinct; and, one of the ballots was a spoiled ballot.

Precinct Number 78B – Seven (7) Challenged Ballots – Motion by Commissioner Wiley, seconded by Commissioner Bell, and unanimously carried, to allow four (4) ballots; and disallow three (3) ballots because the two of the voters were not registered and one voter voted in the wrong precinct.

Precinct Number 79A – Four (4) Challenged Ballots – Motion by Commissioner Wiley, seconded by Commissioner Bell, and unanimously carried, to allow four (4) ballots.

Precinct Number 79B – Seven (7) Challenged Ballots – Motion by Commissioner Wiley, seconded by Commissioner Bell, and unanimously carried, to allow two (2) ballots; and disallow five (5) ballots because two of the voters did not have identification and three of the voters voted in the wrong precinct.

Precinct Number 80 – Six (6) Challenged Ballots – Motion by Commissioner Wiley, seconded by Commissioner Bell, and unanimously carried, to allow four (4) ballots; and disallow two (2) ballots because the voters voted in the wrong precinct.

Precinct Number 81 – One (1) Challenged Ballot – Motion by Commissioner Wiley, seconded by Commissioner Bell, and unanimously carried, to allow one (1) ballot.

Precinct Number 82 – No Challenged Ballots

Precinct Number 83A – Five (5) Challenged Ballots – Motion by Commissioner Wiley, seconded by Commissioner Bell, and unanimously carried, to allow four (4) ballots; and disallow one (1) ballot because the voter was not registered.

Precinct Number 83B – Two (2) Challenged Ballots – Motion by Commissioner Wiley, seconded by Commissioner Bell, and unanimously carried, to allow two (2) ballots.

Precinct Number 84 – Five (5) Challenged Ballots – Motion by Commissioner Wiley, seconded by Commissioner Bell, and unanimously carried, to allow two (2) ballots; and disallow three (3) ballots because two of the voters were not registered and one voter voted in the wrong precinct.

Precinct Number 85 – One (1) Challenged Ballots – Motion by Commissioner Wiley, seconded by Commissioner Bell, and unanimously carried, to disallow one (1) ballot because the voter did not sign the poll slip.

Precinct Number 86 – Six (6) Challenged Ballots – Motion by Commissioner Wiley, seconded by Commissioner Bell, and unanimously carried, to allow two (2) ballots; and disallow four (4) ballots because the voter was registered Republican and voted Democrat; the voter was registered Democrat and voted Republican; and, two voters voted in the wrong precinct.

Precinct Number 87A – Six (6) Challenged Ballots – Motion by Commissioner Wiley, seconded by Commissioner Bell, and unanimously carried, to allow three (3) ballots; and disallow three (3) ballots because the voters were not registered.

Precinct Number 87B – Five (5) Challenged Ballots – Motion by Commissioner Wiley, seconded by Commissioner Bell, and unanimously carried, to allow one (1) ballot; and disallow four (4) ballots because the voter was not registered and three voters voted in the wrong precinct.



Precinct Number 88 – Three (3) Challenged Ballots – Motion by Commissioner Wiley, seconded by Commissioner Bell, and unanimously carried, to allow three (3) ballots.

Precinct Number 90 – Two (2) Challenged Ballots – Motion by Commissioner Wiley, seconded by Commissioner Bell, and unanimously carried, to allow two (2) ballots.

Precinct Number 91 – Two (2) Challenged Ballots – Motion by Commissioner Wiley, seconded by Commissioner Bell, and unanimously carried, to allow two (2) ballots.

Precinct Number 92 – Three (3) Challenged Ballots – Motion by Commissioner Wiley, seconded by Commissioner Bell, and unanimously carried, to allow two (2) ballots; and disallow one (1) ballot because the voter voted in the wrong precinct.

A motion was duly made by Commissioner Wiley, seconded by Commissioner Bell, and unanimously carried to recess the Board of Canvassers at 5:30 P.M. until Tuesday, May 16, 2000 at 9:00 A.M.

\* \* \* \* \*

### **PRIMARY ELECTION – MAY 9, 2000**

### **MEETINGS OF THE BOARD OF CANVASSERS**

**TUESDAY, MAY 16, 2000**

**PRESENT: MONONGALIA COUNTY COMMISSION PRESIDENT PRO TEM –**  
Betty L. Wiley  
**MONONGALIA COUNTY COMMISSION MEMBER –** Robert Bell  
**MONONGALIA COUNTY CLERK –** Michael A. Oliverio  
**DEPUTY CLERKS FROM THE COUNTY CLERK’S OFFICE –** Betty Tennant, April Davies, Rennetta McClure, Jodi Maraney, Marvin Drvar and Janet Lowe  
**DEPUTY CLERKS FROM THE CIRCUIT CLERK’S OFFICE –** Donna Kisner and Ellen Jacobs  
**MAINTENANCE PERSONNEL –** Richard Beers  
**TALLY CLERKS –** Carlene Hagar, Marlene Bishoff, Gary A. Statler, William Bonsall and Mary Jane Kerns  
**CANDIDATES –** Nancy Houston  
**DOMINION POST REPRESENTATIVE –** Evelyn Ryan

The Board of Canvassers reconvened at 9:07 o’clock A.M. on Tuesday, May 16, 2000, in Room Number 103, Voters Registration, of the Monongalia County Courthouse and unlocked the vault to remove the five randomly selected precincts to finish the hand tallying of the ballots for Precinct 2 and Precinct 73.

A motion was duly made by Commissioner Bell, seconded by Commissioner Wiley, and unanimously carried to take the one hundred ninety-six (196) allowed Challenged Ballots to Room 123, County Clerk’s Office – Record Room, to tally the Challenge Ballots and to recess at 10:45 A.M. to 11:15 A.M. and secure Room 103, Voters Registration until the tallying is finished.

At 10:45 A.M. the Board of Canvassers left Voters Registration and proceeded to tally the Challenge Ballots. The tallying was completed at 11:00 A.M. on the 16<sup>th</sup> day of May 2000. The Final Results with Challenged Ballots were posted.

Board of Canvassers reconvened in Room 103, Voters Registration, at 11:15 A.M. and preceded to balance the Statement of Ballots Used.

Precinct 27 to Precinct 33 Statement of Ballots Used was balanced on Tuesday, May 16, 2000. Precinct 1 to Precinct 26 and Precinct 34 to Precinct 92 was balanced on Wednesday, May 17, 2000.

Following are the total votes cast at each precinct as determined by the Board of Canvassers with the comparison of Poll Tickets and Ballots counted:

### **CENTRAL DISTRICT**

#### **PRECINCT TWENTY-SEVEN**

DEMOCRATIC BALLOTS SENT TO PRECINCT	224
ABSENTEE BALLOTS FROM CIRCUIT CLERK'S OFFICE	2
<b>TOTAL DEMOCRATIC BALLOTS SENT TO PRECINCT</b>	<b>226</b>
 <b>DEMOCRATIC POLL SLIPS SIGNED</b>	 <b>118</b>
 DEMOCRATIC BALLOTS VOTED	 116
DEMOCRATIC CHALLENGED BALLOTS	2
<b>TOTAL OF BALLOTS VOTED AND CHALLENGED BALLOTS</b>	<b>118</b>
 TOTAL OF BALLOTS VOTED AND CHALLENGED BALLOTS	 118
DEMOCRATIC BALLOTS SPOILED	3
DEMOCRATIC BALLOTS UNUSED	105
TOTAL DEMOCRATIC BALLOTS	226
(Will Equal "Total Number of Ballots Sent to Precinct")	
 REPUBLICAN BALLOTS SENT TO PRECINCT	 120
ABSENTEE BALLOTS FROM CIRCUIT CLERK'S OFFICE	1
<b>TOTAL REPUBLICAN BALLOTS SENT TO PRECINCT</b>	<b>121</b>
 <b>REPUBLICAN POLL SLIPS SIGNED</b>	 <b>63</b>
 REPUBLICAN BALLOTS VOTED	 62
REPUBLICAN CHALLENGED BALLOTS	1
<b>TOTAL OF BALLOTS VOTED AND CHALLENGED BALLOTS</b>	<b>63</b>
 TOTAL OF BALLOTS VOTED AND CHALLENGED BALLOTS	 63
REPUBLICAN BALLOTS SPOILED	0
REPUBLICAN BALLOTS UNUSED	58
TOTAL REPUBLICAN BALLOTS	121
(Will Equal "Total Number of Ballots Sent to Precinct")	
 LIBERTARIAN BALLOTS SENT TO PRECINCT	 10
ABSENTEE BALLOTS FROM CIRCUIT CLERK'S OFFICE	0
<b>TOTAL LIBERTARIAN BALLOTS SENT TO PRECINCT</b>	<b>10</b>
 <b>LIBERTARIAN POLL SLIPS SIGNED</b>	 <b>0</b>

LIBERTARIAN BALLOTS VOTED	0
LIBERTARIAN CHALLENGED BALLOTS	0
<b>TOTAL OF BALLOTS VOTED AND CHALLENGED BALLOTS</b>	<b>0</b>

TOTAL OF BALLOTS VOTED AND CHALLENGED BALLOTS	0
LIBERTARIAN BALLOTS SPOILED	0
LIBERTARIAN BALLOTS UNUSED	10
TOTAL LIBERTARIAN BALLOTS	10
(Will Equal "Total Number of Ballots Sent to Precinct")	

NO PARTY BALLOTS SENT TO PRECINCT	12
ABSENTEE BALLOTS FROM CIRCUIT CLERK'S OFFICE	0
<b>TOTAL NO PARTY BALLOTS SENT TO PRECINCT</b>	<b>12</b>

<b>NO PARTY POLL SLIPS SIGNED</b>	<b>2</b>
-----------------------------------	----------

NO PARTY BALLOTS VOTED	2
NO PARTY CHALLENGED BALLOTS	0
<b>TOTAL OF BALLOTS VOTED AND CHALLENGED BALLOTS</b>	<b>2</b>

TOTAL OF BALLOTS VOTED AND CHALLENGED BALLOTS	2
NO PARTY BALLOTS SPOILED	0
NO PARTY BALLOTS UNUSED	10
TOTAL NO PARTY BALLOTS	12
(Will Equal "Total Number of Ballots Sent to Precinct")	

#### PRECINCT TWENTY-EIGHT

DEMOCRATIC BALLOTS SENT TO PRECINCT	204
ABSENTEE BALLOTS FROM CIRCUIT CLERK'S OFFICE	3
<b>TOTAL DEMOCRATIC BALLOTS SENT TO PRECINCT</b>	<b>207</b>

<b>DEMOCRATIC POLL SLIPS SIGNED</b>	<b>125</b>
-------------------------------------	------------

DEMOCRATIC BALLOTS VOTED	121
DEMOCRATIC CHALLENGED BALLOTS	3
<b>TOTAL OF BALLOTS VOTED AND CHALLENGED BALLOTS</b>	<b>124</b>

TOTAL OF BALLOTS VOTED AND CHALLENGED BALLOTS	124
DEMOCRATIC BALLOTS SPOILED	2
DEMOCRATIC BALLOTS UNUSED	81
TOTAL DEMOCRATIC BALLOTS	207
(Will Equal "Total Number of Ballots Sent to Precinct")	

REPUBLICAN BALLOTS SENT TO PRECINCT	119
ABSENTEE BALLOTS FROM CIRCUIT CLERK'S OFFICE	1
<b>TOTAL REPUBLICAN BALLOTS SENT TO PRECINCT</b>	<b>120</b>

<b>REPUBLICAN POLL SLIPS SIGNED</b>	<b>52</b>
-------------------------------------	-----------

REPUBLICAN BALLOTS VOTED	50
REPUBLICAN CHALLENGED BALLOTS	2
<b>TOTAL OF BALLOTS VOTED AND CHALLENGED BALLOTS</b>	<b>52</b>

TOTAL OF BALLOTS VOTED AND CHALLENGED BALLOTS	52
REPUBLICAN BALLOTS SPOILED	1
REPUBLICAN BALLOTS UNUSED	67
TOTAL REPUBLICAN BALLOTS	120

(Will Equal "Total Number of Ballots Sent to Precinct")

LIBERTARIAN BALLOTS SENT TO PRECINCT	10
ABSENTEE BALLOTS FROM CIRCUIT CLERK'S OFFICE	0
<b>TOTAL LIBERTARIAN BALLOTS SENT TO PRECINCT</b>	<b>10</b>

<b>LIBERTARIAN POLL SLIPS SIGNED</b>	<b>0</b>
--------------------------------------	----------

LIBERTARIAN BALLOTS VOTED	0
LIBERTARIAN CHALLENGED BALLOTS	0
<b>TOTAL OF BALLOTS VOTED AND CHALLENGED BALLOTS</b>	<b>0</b>

TOTAL OF BALLOTS VOTED AND CHALLENGED BALLOTS	0
LIBERTARIAN BALLOTS SPOILED	0
LIBERTARIAN BALLOTS UNUSED	10
TOTAL LIBERTARIAN BALLOTS	10
(Will Equal "Total Number of Ballots Sent to Precinct")	

NO PARTY BALLOTS SENT TO PRECINCT	35
ABSENTEE BALLOTS FROM CIRCUIT CLERK'S OFFICE	0
<b>TOTAL NO PARTY BALLOTS SENT TO PRECINCT</b>	<b>35</b>

<b>NO PARTY POLL SLIPS SIGNED</b>	<b>3</b>
-----------------------------------	----------

NO PARTY BALLOTS VOTED	3
NO PARTY CHALLENGED BALLOTS	0
<b>TOTAL OF BALLOTS VOTED AND CHALLENGED BALLOTS</b>	<b>3</b>

TOTAL OF BALLOTS VOTED AND CHALLENGED BALLOTS	3
NO PARTY BALLOTS SPOILED	0
NO PARTY BALLOTS UNUSED	32
TOTAL NO PARTY BALLOTS	35
(Will Equal "Total Number of Ballots Sent to Precinct")	

#### **PRECINCT TWENTY-NINE**

DEMOCRATIC BALLOTS SENT TO PRECINCT	245
ABSENTEE BALLOTS FROM CIRCUIT CLERK'S OFFICE	4
<b>TOTAL DEMOCRATIC BALLOTS SENT TO PRECINCT</b>	<b>249</b>

<b>DEMOCRATIC POLL SLIPS SIGNED</b>	<b>116</b>
-------------------------------------	------------

DEMOCRATIC BALLOTS VOTED	115
DEMOCRATIC CHALLENGED BALLOTS	1
<b>TOTAL OF BALLOTS VOTED AND CHALLENGED BALLOTS</b>	<b>116</b>

TOTAL OF BALLOTS VOTED AND CHALLENGED BALLOTS	116
DEMOCRATIC BALLOTS SPOILED	1
DEMOCRATIC BALLOTS UNUSED	132
TOTAL DEMOCRATIC BALLOTS	249
(Will Equal "Total Number of Ballots Sent to Precinct")	

REPUBLICAN BALLOTS SENT TO PRECINCT	76
ABSENTEE BALLOTS FROM CIRCUIT CLERK'S OFFICE	2
<b>TOTAL REPUBLICAN BALLOTS SENT TO PRECINCT</b>	<b>78</b>

<b>REPUBLICAN POLL SLIPS SIGNED</b>	<b>31</b>
-------------------------------------	-----------

REPUBLICAN BALLOTS VOTED	31
REPUBLICAN CHALLENGED BALLOTS	0
<b>TOTAL OF BALLOTS VOTED AND CHALLENGED BALLOTS</b>	<b>31</b>

TOTAL OF BALLOTS VOTED AND CHALLENGED BALLOTS	31
REPUBLICAN BALLOTS SPOILED	0
REPUBLICAN BALLOTS UNUSED	47
TOTAL REPUBLICAN BALLOTS	78
(Will Equal "Total Number of Ballots Sent to Precinct")	

LIBERTARIAN BALLOTS SENT TO PRECINCT	10
ABSENTEE BALLOTS FROM CIRCUIT CLERK'S OFFICE	0
<b>TOTAL LIBERTARIAN BALLOTS SENT TO PRECINCT</b>	<b>10</b>

<b>LIBERTARIAN POLL SLIPS SIGNED</b>	<b>0</b>
--------------------------------------	----------

LIBERTARIAN BALLOTS VOTED	0
LIBERTARIAN CHALLENGED BALLOTS	0
<b>TOTAL OF BALLOTS VOTED AND CHALLENGED BALLOTS</b>	<b>0</b>

TOTAL OF BALLOTS VOTED AND CHALLENGED BALLOTS	0
LIBERTARIAN BALLOTS SPOILED	0
LIBERTARIAN BALLOTS UNUSED	10
TOTAL LIBERTARIAN BALLOTS	10
(Will Equal "Total Number of Ballots Sent to Precinct")	

NO PARTY BALLOTS SENT TO PRECINCT	33
ABSENTEE BALLOTS FROM CIRCUIT CLERK'S OFFICE	0
<b>TOTAL NO PARTY BALLOTS SENT TO PRECINCT</b>	<b>33</b>

<b>NO PARTY POLL SLIPS SIGNED</b>	<b>2</b>
-----------------------------------	----------

NO PARTY BALLOTS VOTED	2
NO PARTY CHALLENGED BALLOTS	0
<b>TOTAL OF BALLOTS VOTED AND CHALLENGED BALLOTS</b>	<b>2</b>

TOTAL OF BALLOTS VOTED AND CHALLENGED BALLOTS	2
NO PARTY BALLOTS SPOILED	0
NO PARTY BALLOTS UNUSED	31
TOTAL NO PARTY BALLOTS	33
(Will Equal "Total Number of Ballots Sent to Precinct")	

#### PRECINCT THIRTY

DEMOCRATIC BALLOTS SENT TO PRECINCT	174
ABSENTEE BALLOTS FROM CIRCUIT CLERK'S OFFICE	3
<b>TOTAL DEMOCRATIC BALLOTS SENT TO PRECINCT</b>	<b>177</b>

<b>DEMOCRATIC POLL SLIPS SIGNED</b>	<b>82</b>
-------------------------------------	-----------

DEMOCRATIC BALLOTS VOTED	82
DEMOCRATIC CHALLENGED BALLOTS	0
<b>TOTAL OF BALLOTS VOTED AND CHALLENGED BALLOTS</b>	<b>82</b>

TOTAL OF BALLOTS VOTED AND CHALLENGED BALLOTS	82
DEMOCRATIC BALLOTS SPOILED	0
DEMOCRATIC BALLOTS UNUSED	95
TOTAL DEMOCRATIC BALLOTS	177

(Will Equal "Total Number of Ballots Sent to Precinct")

REPUBLICAN BALLOTS SENT TO PRECINCT	54
ABSENTEE BALLOTS FROM CIRCUIT CLERK'S OFFICE	2
<b>TOTAL REPUBLICAN BALLOTS SENT TO PRECINCT</b>	<b>56</b>

<b>REPUBLICAN POLL SLIPS SIGNED</b>	<b>20</b>
-------------------------------------	-----------

REPUBLICAN BALLOTS VOTED	18
REPUBLICAN CHALLENGED BALLOTS	2
<b>TOTAL OF BALLOTS VOTED AND CHALLENGED BALLOTS</b>	<b>20</b>

TOTAL OF BALLOTS VOTED AND CHALLENGED BALLOTS	20
REPUBLICAN BALLOTS SPOILED	1
REPUBLICAN BALLOTS UNUSED	35
TOTAL REPUBLICAN BALLOTS	56
(Will Equal "Total Number of Ballots Sent to Precinct")	

LIBERTARIAN BALLOTS SENT TO PRECINCT	10
ABSENTEE BALLOTS FROM CIRCUIT CLERK'S OFFICE	0
<b>TOTAL LIBERTARIAN BALLOTS SENT TO PRECINCT</b>	<b>10</b>

<b>LIBERTARIAN POLL SLIPS SIGNED</b>	<b>0</b>
--------------------------------------	----------

LIBERTARIAN BALLOTS VOTED	0
LIBERTARIAN CHALLENGED BALLOTS	0
<b>TOTAL OF BALLOTS VOTED AND CHALLENGED BALLOTS</b>	<b>0</b>

TOTAL OF BALLOTS VOTED AND CHALLENGED BALLOTS	0
LIBERTARIAN BALLOTS SPOILED	0
LIBERTARIAN BALLOTS UNUSED	10
TOTAL LIBERTARIAN BALLOTS	10
(Will Equal "Total Number of Ballots Sent to Precinct")	

NO PARTY BALLOTS SENT TO PRECINCT	45
ABSENTEE BALLOTS FROM CIRCUIT CLERK'S OFFICE	0
<b>TOTAL NO PARTY BALLOTS SENT TO PRECINCT</b>	<b>45</b>

<b>NO PARTY POLL SLIPS SIGNED</b>	<b>6</b>
-----------------------------------	----------

NO PARTY BALLOTS VOTED	6
NO PARTY CHALLENGED BALLOTS	0
<b>TOTAL OF BALLOTS VOTED AND CHALLENGED BALLOTS</b>	<b>6</b>

TOTAL OF BALLOTS VOTED AND CHALLENGED BALLOTS	6
NO PARTY BALLOTS SPOILED	0
NO PARTY BALLOTS UNUSED	39
TOTAL NO PARTY BALLOTS	45
(Will Equal "Total Number of Ballots Sent to Precinct")	

#### **PRECINCT THIRTY-ONE**

DEMOCRATIC BALLOTS SENT TO PRECINCT	370
ABSENTEE BALLOTS FROM CIRCUIT CLERK'S OFFICE	5
<b>TOTAL DEMOCRATIC BALLOTS SENT TO PRECINCT</b>	<b>375</b>

<b>DEMOCRATIC POLL SLIPS SIGNED</b>	<b>178</b>
-------------------------------------	------------

(176 poll slips used and 2 spoiled poll slips)

DEMOCRATIC BALLOTS VOTED	174
DEMOCRATIC CHALLENGED BALLOTS	1
<b>TOTAL OF BALLOTS VOTED AND CHALLENGED BALLOTS</b>	<b>175</b>
TOTAL OF BALLOTS VOTED AND CHALLENGED BALLOTS	175
DEMOCRATIC BALLOTS SPOILED	1
DEMOCRATIC BALLOTS UNUSED	199
TOTAL DEMOCRATIC BALLOTS	375
(Will Equal "Total Number of Ballots Sent to Precinct")	
REPUBLICAN BALLOTS SENT TO PRECINCT	117
ABSENTEE BALLOTS FROM CIRCUIT CLERK'S OFFICE	2
<b>TOTAL REPUBLICAN BALLOTS SENT TO PRECINCT</b>	<b>119</b>
<b>REPUBLICAN POLL SLIPS SIGNED</b>	<b>28</b>
REPUBLICAN BALLOTS VOTED	28
REPUBLICAN CHALLENGED BALLOTS	0
<b>TOTAL OF BALLOTS VOTED AND CHALLENGED BALLOTS</b>	<b>28</b>
TOTAL OF BALLOTS VOTED AND CHALLENGED BALLOTS	28
REPUBLICAN BALLOTS SPOILED	0
REPUBLICAN BALLOTS UNUSED	91
TOTAL REPUBLICAN BALLOTS	119
(Will Equal "Total Number of Ballots Sent to Precinct")	
LIBERTARIAN BALLOTS SENT TO PRECINCT	10
ABSENTEE BALLOTS FROM CIRCUIT CLERK'S OFFICE	0
<b>TOTAL LIBERTARIAN BALLOTS SENT TO PRECINCT</b>	<b>10</b>
<b>LIBERTARIAN POLL SLIPS SIGNED</b>	<b>0</b>
LIBERTARIAN BALLOTS VOTED	0
LIBERTARIAN CHALLENGED BALLOTS	0
<b>TOTAL OF BALLOTS VOTED AND CHALLENGED BALLOTS</b>	<b>0</b>
TOTAL OF BALLOTS VOTED AND CHALLENGED BALLOTS	0
LIBERTARIAN BALLOTS SPOILED	0
LIBERTARIAN BALLOTS UNUSED	10
TOTAL LIBERTARIAN BALLOTS	10
(Will Equal "Total Number of Ballots Sent to Precinct")	
NO PARTY BALLOTS SENT TO PRECINCT	54
ABSENTEE BALLOTS FROM CIRCUIT CLERK'S OFFICE	0
<b>TOTAL NO PARTY BALLOTS SENT TO PRECINCT</b>	<b>54</b>
<b>NO PARTY POLL SLIPS SIGNED</b>	<b>0</b>
NO PARTY BALLOTS VOTED	0
NO PARTY CHALLENGED BALLOTS	0
<b>TOTAL OF BALLOTS VOTED AND CHALLENGED BALLOTS</b>	<b>0</b>
TOTAL OF BALLOTS VOTED AND CHALLENGED BALLOTS	0
NO PARTY BALLOTS SPOILED	0
NO PARTY BALLOTS UNUSED	54
TOTAL NO PARTY BALLOTS	54

(Will Equal "Total Number of Ballots Sent to Precinct")

**PRECINCT THIRTY-TWO**

DEMOCRATIC BALLOTS SENT TO PRECINCT	263
ABSENTEE BALLOTS FROM CIRCUIT CLERK'S OFFICE	6
<b>TOTAL DEMOCRATIC BALLOTS SENT TO PRECINCT</b>	<b>269</b>
<b>DEMOCRATIC POLL SLIPS SIGNED</b>	<b>95</b>
DEMOCRATIC BALLOTS VOTED	94
DEMOCRATIC CHALLENGED BALLOTS	1
<b>TOTAL OF BALLOTS VOTED AND CHALLENGED BALLOTS</b>	<b>95</b>
TOTAL OF BALLOTS VOTED AND CHALLENGED BALLOTS	95
DEMOCRATIC BALLOTS SPOILED	2
DEMOCRATIC BALLOTS UNUSED	172
TOTAL DEMOCRATIC BALLOTS	269
(Will Equal "Total Number of Ballots Sent to Precinct")	
REPUBLICAN BALLOTS SENT TO PRECINCT	125
ABSENTEE BALLOTS FROM CIRCUIT CLERK'S OFFICE	0
<b>TOTAL REPUBLICAN BALLOTS SENT TO PRECINCT</b>	<b>125</b>
<b>REPUBLICAN POLL SLIPS SIGNED</b>	<b>32</b>
REPUBLICAN BALLOTS VOTED	31
REPUBLICAN CHALLENGED BALLOTS	1
<b>TOTAL OF BALLOTS VOTED AND CHALLENGED BALLOTS</b>	<b>32</b>
TOTAL OF BALLOTS VOTED AND CHALLENGED BALLOTS	32
REPUBLICAN BALLOTS SPOILED	1
REPUBLICAN BALLOTS UNUSED	92
TOTAL REPUBLICAN BALLOTS	125
(Will Equal "Total Number of Ballots Sent to Precinct")	
LIBERTARIAN BALLOTS SENT TO PRECINCT	10
ABSENTEE BALLOTS FROM CIRCUIT CLERK'S OFFICE	0
<b>TOTAL LIBERTARIAN BALLOTS SENT TO PRECINCT</b>	<b>10</b>
<b>LIBERTARIAN POLL SLIPS SIGNED</b>	<b>0</b>
LIBERTARIAN BALLOTS VOTED	0
LIBERTARIAN CHALLENGED BALLOTS	0
<b>TOTAL OF BALLOTS VOTED AND CHALLENGED BALLOTS</b>	<b>0</b>
TOTAL OF BALLOTS VOTED AND CHALLENGED BALLOTS	0
LIBERTARIAN BALLOTS SPOILED	0
LIBERTARIAN BALLOTS UNUSED	10
TOTAL LIBERTARIAN BALLOTS	10
(Will Equal "Total Number of Ballots Sent to Precinct")	
NO PARTY BALLOTS SENT TO PRECINCT	55
ABSENTEE BALLOTS FROM CIRCUIT CLERK'S OFFICE	0
<b>TOTAL NO PARTY BALLOTS SENT TO PRECINCT</b>	<b>55</b>
<b>NO PARTY POLL SLIPS SIGNED</b>	<b>5</b>



NO PARTY BALLOTS VOTED	5
NO PARTY CHALLENGED BALLOTS	0
<b>TOTAL OF BALLOTS VOTED AND CHALLENGED BALLOTS</b>	<b>5</b>
 TOTAL OF BALLOTS VOTED AND CHALLENGED BALLOTS	 5
NO PARTY BALLOTS SPOILED	1
NO PARTY BALLOTS UNUSED	49
TOTAL NO PARTY BALLOTS	55
(Will Equal "Total Number of Ballots Sent to Precinct")	

### PRECINCT THIRTY-THREE

DEMOCRATIC BALLOTS SENT TO PRECINCT	443
ABSENTEE BALLOTS FROM CIRCUIT CLERK'S OFFICE	5
<b>TOTAL DEMOCRATIC BALLOTS SENT TO PRECINCT</b>	<b>448</b>

<b>DEMOCRATIC POLL SLIPS SIGNED</b>	<b>163</b>
-------------------------------------	------------

DEMOCRATIC BALLOTS VOTED	159
DEMOCRATIC CHALLENGED BALLOTS	5
<b>TOTAL OF BALLOTS VOTED AND CHALLENGED BALLOTS</b>	<b>164</b>

TOTAL OF BALLOTS VOTED AND CHALLENGED BALLOTS	164
DEMOCRATIC BALLOTS SPOILED	1
DEMOCRATIC BALLOTS UNUSED	283
TOTAL DEMOCRATIC BALLOTS	448
(Will Equal "Total Number of Ballots Sent to Precinct")	

REPUBLICAN BALLOTS SENT TO PRECINCT	205
ABSENTEE BALLOTS FROM CIRCUIT CLERK'S OFFICE	1
<b>TOTAL REPUBLICAN BALLOTS SENT TO PRECINCT</b>	<b>206</b>

<b>REPUBLICAN POLL SLIPS SIGNED</b>	<b>60</b>
-------------------------------------	-----------

REPUBLICAN BALLOTS VOTED	58
REPUBLICAN CHALLENGED BALLOTS	2
<b>TOTAL OF BALLOTS VOTED AND CHALLENGED BALLOTS</b>	<b>60</b>

TOTAL OF BALLOTS VOTED AND CHALLENGED BALLOTS	60
REPUBLICAN BALLOTS SPOILED	0
REPUBLICAN BALLOTS UNUSED	146
TOTAL REPUBLICAN BALLOTS	206
(Will Equal "Total Number of Ballots Sent to Precinct")	

LIBERTARIAN BALLOTS SENT TO PRECINCT	10
ABSENTEE BALLOTS FROM CIRCUIT CLERK'S OFFICE	0
<b>TOTAL LIBERTARIAN BALLOTS SENT TO PRECINCT</b>	<b>10</b>

<b>LIBERTARIAN POLL SLIPS SIGNED</b>	<b>1</b>
--------------------------------------	----------

LIBERTARIAN BALLOTS VOTED	1
LIBERTARIAN CHALLENGED BALLOTS	0
<b>TOTAL OF BALLOTS VOTED AND CHALLENGED BALLOTS</b>	<b>1</b>

TOTAL OF BALLOTS VOTED AND CHALLENGED BALLOTS	1
LIBERTARIAN BALLOTS SPOILED	0
LIBERTARIAN BALLOTS UNUSED	9
TOTAL LIBERTARIAN BALLOTS	10

(Will Equal "Total Number of Ballots Sent to Precinct")

NO PARTY BALLOTS SENT TO PRECINCT	88
ABSENTEE BALLOTS FROM CIRCUIT CLERK'S OFFICE	0
<b>TOTAL NO PARTY BALLOTS SENT TO PRECINCT</b>	<b>88</b>
 <b>NO PARTY POLL SLIPS SIGNED</b>	 <b>8</b>
 NO PARTY BALLOTS VOTED	5
NO PARTY CHALLENGED BALLOTS	0
<b>TOTAL OF BALLOTS VOTED AND CHALLENGED BALLOTS</b>	<b>5</b>
 TOTAL OF BALLOTS VOTED AND CHALLENGED BALLOTS	5
NO PARTY BALLOTS SPOILED	3
NO PARTY BALLOTS UNUSED	80
TOTAL NO PARTY BALLOTS	88
(Will Equal "Total Number of Ballots Sent to Precinct")	

A motion was duly made by Commissioner Wiley, seconded by Commissioner Bell, and unanimously carried to recess the Board of Canvassers at 3:00 P.M. until Wednesday, May 17, 2000 at 9:00 A.M.

\*\*\*\*\*

#### **PRIMARY ELECTION – MAY 9, 2000**

#### **MEETINGS OF THE BOARD OF CANVASSERS**

**WEDNESDAY, MAY 17, 2000**

**PRESENT: MONONGALIA COUNTY COMMISSION PRESIDENT PRO TEM –**

Betty L. Wiley

**MONONGALIA COUNTY COMMISSION MEMBER – Robert Bell**

**MONONGALIA COUNTY CLERK – Michael A. Oliverio**

**DEPUTY CLERKS FROM THE COUNTY CLERK'S OFFICE – Betty**

Tennant, April Davies, Rennetta McClure, Jodi Maraney and Janet Lowe

**MAINTENANCE PERSONNEL – Richard Beers**

**TALLY CLERKS – Carlene Hagar, Marlene Bishoff, Gary A. Statler,**

William Bonsall and Mary Jane Kerns

**DOMINION POST REPRESENTATIVE – Evelyn Ryan**

The Board of Canvassers reconvened at 9:09 o'clock A.M. on Wednesday, May 17, 2000, in Room Number 103, Voters Registration, of the Monongalia County Courthouse and unlocked the vault to remove the five randomly selected precincts to finish the hand tallying of the ballots for Precinct 26; to compare Precinct 2 results; and, to balance the Statement of Ballots Used.

#### **PRECINCT ONE**

DEMOCRATIC BALLOTS SENT TO PRECINCT	464
ABSENTEE BALLOTS FROM CIRCUIT CLERK'S OFFICE	11
<b>TOTAL DEMOCRATIC BALLOTS SENT TO PRECINCT</b>	<b>475</b>
 <b>DEMOCRATIC POLL SLIPS SIGNED</b>	 <b>221</b>

DEMOCRATIC BALLOTS VOTED	220
DEMOCRATIC CHALLENGED BALLOTS	1
<b>TOTAL OF BALLOTS VOTED AND CHALLENGED BALLOTS</b>	<b>221</b>
 TOTAL OF BALLOTS VOTED AND CHALLENGED BALLOTS	 221
DEMOCRATIC BALLOTS SPOILED	0
DEMOCRATIC BALLOTS UNUSED	254
TOTAL DEMOCRATIC BALLOTS	475
(Will Equal "Total Number of Ballots Sent to Precinct")	
 REPUBLICAN BALLOTS SENT TO PRECINCT	 220
ABSENTEE BALLOTS FROM CIRCUIT CLERK'S OFFICE	2
<b>TOTAL REPUBLICAN BALLOTS SENT TO PRECINCT</b>	<b>222</b>
 <b>REPUBLICAN POLL SLIPS SIGNED</b>	 <b>73</b>
 REPUBLICAN BALLOTS VOTED	 72
REPUBLICAN CHALLENGED BALLOTS	1
<b>TOTAL OF BALLOTS VOTED AND CHALLENGED BALLOTS</b>	<b>73</b>
 TOTAL OF BALLOTS VOTED AND CHALLENGED BALLOTS	 73
REPUBLICAN BALLOTS SPOILED	0
REPUBLICAN BALLOTS UNUSED	149
TOTAL REPUBLICAN BALLOTS	222
(Will Equal "Total Number of Ballots Sent to Precinct")	
 LIBERTARIAN BALLOTS SENT TO PRECINCT	 10
ABSENTEE BALLOTS FROM CIRCUIT CLERK'S OFFICE	0
<b>TOTAL LIBERTARIAN BALLOTS SENT TO PRECINCT</b>	<b>10</b>
 <b>LIBERTARIAN POLL SLIPS SIGNED</b>	 <b>1</b>
 LIBERTARIAN BALLOTS VOTED	 1
LIBERTARIAN CHALLENGED BALLOTS	0
<b>TOTAL OF BALLOTS VOTED AND CHALLENGED BALLOTS</b>	<b>1</b>
 TOTAL OF BALLOTS VOTED AND CHALLENGED BALLOTS	 1
LIBERTARIAN BALLOTS SPOILED	0
LIBERTARIAN BALLOTS UNUSED	9
TOTAL LIBERTARIAN BALLOTS	10
(Will Equal "Total Number of Ballots Sent to Precinct")	
 NO PARTY BALLOTS SENT TO PRECINCT	 68
ABSENTEE BALLOTS FROM CIRCUIT CLERK'S OFFICE	0
<b>TOTAL NO PARTY BALLOTS SENT TO PRECINCT</b>	<b>68</b>
 <b>NO PARTY POLL SLIPS SIGNED</b>	 <b>0</b>
 NO PARTY BALLOTS VOTED	 0
NO PARTY CHALLENGED BALLOTS	0
<b>TOTAL OF BALLOTS VOTED AND CHALLENGED BALLOTS</b>	<b>0</b>
 TOTAL OF BALLOTS VOTED AND CHALLENGED BALLOTS	 0
NO PARTY BALLOTS SPOILED	0
NO PARTY BALLOTS UNUSED	68
TOTAL NO PARTY BALLOTS	68
(Will Equal "Total Number of Ballots Sent to Precinct")	

**PRECINCT TWO**

DEMOCRATIC BALLOTS SENT TO PRECINCT	401
ABSENTEE BALLOTS FROM CIRCUIT CLERK'S OFFICE	8
<b>TOTAL DEMOCRATIC BALLOTS SENT TO PRECINCT</b>	<b>409</b>
 <b>DEMOCRATIC POLL SLIPS SIGNED</b>	 <b>179</b>
 DEMOCRATIC BALLOTS VOTED	 179
DEMOCRATIC CHALLENGED BALLOTS	0
<b>TOTAL OF BALLOTS VOTED AND CHALLENGED BALLOTS</b>	<b>179</b>
 TOTAL OF BALLOTS VOTED AND CHALLENGED BALLOTS	 179
DEMOCRATIC BALLOTS SPOILED	0
DEMOCRATIC BALLOTS UNUSED	230
TOTAL DEMOCRATIC BALLOTS	409
(Will Equal "Total Number of Ballots Sent to Precinct")	
  REPUBLICAN BALLOTS SENT TO PRECINCT	  202
ABSENTEE BALLOTS FROM CIRCUIT CLERK'S OFFICE	4
<b>TOTAL REPUBLICAN BALLOTS SENT TO PRECINCT</b>	<b>206</b>
 <b>REPUBLICAN POLL SLIPS SIGNED</b>	 <b>66</b>
 REPUBLICAN BALLOTS VOTED	 65
REPUBLICAN CHALLENGED BALLOTS	1
<b>TOTAL OF BALLOTS VOTED AND CHALLENGED BALLOTS</b>	<b>66</b>
 TOTAL OF BALLOTS VOTED AND CHALLENGED BALLOTS	 66
REPUBLICAN BALLOTS SPOILED	0
REPUBLICAN BALLOTS UNUSED	140
TOTAL REPUBLICAN BALLOTS	206
(Will Equal "Total Number of Ballots Sent to Precinct")	
  LIBERTARIAN BALLOTS SENT TO PRECINCT	  10
ABSENTEE BALLOTS FROM CIRCUIT CLERK'S OFFICE	0
<b>TOTAL LIBERTARIAN BALLOTS SENT TO PRECINCT</b>	<b>10</b>
 <b>LIBERTARIAN POLL SLIPS SIGNED</b>	 <b>2</b>
 LIBERTARIAN BALLOTS VOTED	 1
LIBERTARIAN CHALLENGED BALLOTS	0
<b>TOTAL OF BALLOTS VOTED AND CHALLENGED BALLOTS</b>	<b>1</b>
 TOTAL OF BALLOTS VOTED AND CHALLENGED BALLOTS	 1
LIBERTARIAN BALLOTS SPOILED	0
LIBERTARIAN BALLOTS UNUSED	9
TOTAL LIBERTARIAN BALLOTS	10
(Will Equal "Total Number of Ballots Sent to Precinct")	
  NO PARTY BALLOTS SENT TO PRECINCT	  64
ABSENTEE BALLOTS FROM CIRCUIT CLERK'S OFFICE	0
<b>TOTAL NO PARTY BALLOTS SENT TO PRECINCT</b>	<b>64</b>
 <b>NO PARTY POLL SLIPS SIGNED</b>	 <b>2</b>
 NO PARTY BALLOTS VOTED	 2
NO PARTY CHALLENGED BALLOTS	0

<b>TOTAL OF BALLOTS VOTED AND CHALLENGED BALLOTS</b>	<b>2</b>
TOTAL OF BALLOTS VOTED AND CHALLENGED BALLOTS	2
NO PARTY BALLOTS SPOILED	0
NO PARTY BALLOTS UNUSED	62
TOTAL NO PARTY BALLOTS	64
(Will Equal "Total Number of Ballots Sent to Precinct")	

### **PRECINCT THREE**

DEMOCRATIC BALLOTS SENT TO PRECINCT	241
ABSENTEE BALLOTS FROM CIRCUIT CLERK'S OFFICE	9
<b>TOTAL DEMOCRATIC BALLOTS SENT TO PRECINCT</b>	<b>250</b>

<b>DEMOCRATIC POLL SLIPS SIGNED</b>	<b>112</b>
-------------------------------------	------------

DEMOCRATIC BALLOTS VOTED	111
DEMOCRATIC CHALLENGED BALLOTS	1
<b>TOTAL OF BALLOTS VOTED AND CHALLENGED BALLOTS</b>	<b>112</b>

TOTAL OF BALLOTS VOTED AND CHALLENGED BALLOTS	112
DEMOCRATIC BALLOTS SPOILED	1
DEMOCRATIC BALLOTS UNUSED	137
TOTAL DEMOCRATIC BALLOTS	250
(Will Equal "Total Number of Ballots Sent to Precinct")	

REPUBLICAN BALLOTS SENT TO PRECINCT	137
ABSENTEE BALLOTS FROM CIRCUIT CLERK'S OFFICE	1
<b>TOTAL REPUBLICAN BALLOTS SENT TO PRECINCT</b>	<b>138</b>

<b>REPUBLICAN POLL SLIPS SIGNED</b>	<b>61</b>
-------------------------------------	-----------

REPUBLICAN BALLOTS VOTED	60
REPUBLICAN CHALLENGED BALLOTS	1
<b>TOTAL OF BALLOTS VOTED AND CHALLENGED BALLOTS</b>	<b>61</b>

TOTAL OF BALLOTS VOTED AND CHALLENGED BALLOTS	61
REPUBLICAN BALLOTS SPOILED	0
REPUBLICAN BALLOTS UNUSED	77
TOTAL REPUBLICAN BALLOTS	138
(Will Equal "Total Number of Ballots Sent to Precinct")	

LIBERTARIAN BALLOTS SENT TO PRECINCT	10
ABSENTEE BALLOTS FROM CIRCUIT CLERK'S OFFICE	0
<b>TOTAL LIBERTARIAN BALLOTS SENT TO PRECINCT</b>	<b>10</b>

<b>LIBERTARIAN POLL SLIPS SIGNED</b>	<b>0</b>
--------------------------------------	----------

LIBERTARIAN BALLOTS VOTED	0
LIBERTARIAN CHALLENGED BALLOTS	0
<b>TOTAL OF BALLOTS VOTED AND CHALLENGED BALLOTS</b>	<b>0</b>

TOTAL OF BALLOTS VOTED AND CHALLENGED BALLOTS	0
LIBERTARIAN BALLOTS SPOILED	0
LIBERTARIAN BALLOTS UNUSED	10
TOTAL LIBERTARIAN BALLOTS	10
(Will Equal "Total Number of Ballots Sent to Precinct")	

NO PARTY BALLOTS SENT TO PRECINCT	50
ABSENTEE BALLOTS FROM CIRCUIT CLERK'S OFFICE	0
<b>TOTAL NO PARTY BALLOTS SENT TO PRECINCT</b>	<b>50</b>

<b>NO PARTY POLL SLIPS SIGNED</b>	<b>0</b>
-----------------------------------	----------

NO PARTY BALLOTS VOTED	0
NO PARTY CHALLENGED BALLOTS	0
<b>TOTAL OF BALLOTS VOTED AND CHALLENGED BALLOTS</b>	<b>0</b>

TOTAL OF BALLOTS VOTED AND CHALLENGED BALLOTS	0
NO PARTY BALLOTS SPOILED	0
NO PARTY BALLOTS UNUSED	50
TOTAL NO PARTY BALLOTS	50
(Will Equal "Total Number of Ballots Sent to Precinct")	

#### PRECINCT FOUR

DEMOCRATIC BALLOTS SENT TO PRECINCT	406
ABSENTEE BALLOTS FROM CIRCUIT CLERK'S OFFICE	11
<b>TOTAL DEMOCRATIC BALLOTS SENT TO PRECINCT</b>	<b>417</b>

<b>DEMOCRATIC POLL SLIPS SIGNED</b>	<b>196</b>
<b>(195 poll slips and 1 spoiled poll slip voter did not return with identification)</b>	

DEMOCRATIC BALLOTS VOTED	192
DEMOCRATIC CHALLENGED BALLOTS	3
<b>TOTAL OF BALLOTS VOTED AND CHALLENGED BALLOTS</b>	<b>195</b>

TOTAL OF BALLOTS VOTED AND CHALLENGED BALLOTS	195
DEMOCRATIC BALLOTS SPOILED	5
DEMOCRATIC BALLOTS UNUSED	217
TOTAL DEMOCRATIC BALLOTS	417
(Will Equal "Total Number of Ballots Sent to Precinct")	

REPUBLICAN BALLOTS SENT TO PRECINCT	198
ABSENTEE BALLOTS FROM CIRCUIT CLERK'S OFFICE	1
<b>TOTAL REPUBLICAN BALLOTS SENT TO PRECINCT</b>	<b>199</b>

<b>REPUBLICAN POLL SLIPS SIGNED</b>	<b>79</b>
-------------------------------------	-----------

REPUBLICAN BALLOTS VOTED	77
REPUBLICAN CHALLENGED BALLOTS	2
<b>TOTAL OF BALLOTS VOTED AND CHALLENGED BALLOTS</b>	<b>79</b>

TOTAL OF BALLOTS VOTED AND CHALLENGED BALLOTS	79
REPUBLICAN BALLOTS SPOILED	0
REPUBLICAN BALLOTS UNUSED	120
TOTAL REPUBLICAN BALLOTS	199
(Will Equal "Total Number of Ballots Sent to Precinct")	

LIBERTARIAN BALLOTS SENT TO PRECINCT	10
ABSENTEE BALLOTS FROM CIRCUIT CLERK'S OFFICE	0
<b>TOTAL LIBERTARIAN BALLOTS SENT TO PRECINCT</b>	<b>10</b>

<b>LIBERTARIAN POLL SLIPS SIGNED</b>	<b>0</b>
--------------------------------------	----------

LIBERTARIAN BALLOTS VOTED	0
---------------------------	---

LIBERTARIAN CHALLENGED BALLOTS	0
<b>TOTAL OF BALLOTS VOTED AND CHALLENGED BALLOTS</b>	<b>0</b>

TOTAL OF BALLOTS VOTED AND CHALLENGED BALLOTS	0
LIBERTARIAN BALLOTS SPOILED	0
LIBERTARIAN BALLOTS UNUSED	10
TOTAL LIBERTARIAN BALLOTS	10
(Will Equal "Total Number of Ballots Sent to Precinct")	

NO PARTY BALLOTS SENT TO PRECINCT	60
ABSENTEE BALLOTS FROM CIRCUIT CLERK'S OFFICE	0
<b>TOTAL NO PARTY BALLOTS SENT TO PRECINCT</b>	<b>60</b>

<b>NO PARTY POLL SLIPS SIGNED</b>	<b>3</b>
-----------------------------------	----------

NO PARTY BALLOTS VOTED	3
NO PARTY CHALLENGED BALLOTS	0
<b>TOTAL OF BALLOTS VOTED AND CHALLENGED BALLOTS</b>	<b>3</b>

TOTAL OF BALLOTS VOTED AND CHALLENGED BALLOTS	3
NO PARTY BALLOTS SPOILED	0
NO PARTY BALLOTS UNUSED	57
TOTAL NO PARTY BALLOTS	60
(Will Equal "Total Number of Ballots Sent to Precinct")	

**PRECINCT FIVE**

DEMOCRATIC BALLOTS SENT TO PRECINCT	331
ABSENTEE BALLOTS FROM CIRCUIT CLERK'S OFFICE	4
<b>TOTAL DEMOCRATIC BALLOTS SENT TO PRECINCT</b>	<b>335</b>

<b>DEMOCRATIC POLL SLIPS SIGNED</b>	<b>138</b>
-------------------------------------	------------

DEMOCRATIC BALLOTS VOTED	140
DEMOCRATIC CHALLENGED BALLOTS	1
<b>TOTAL OF BALLOTS VOTED AND CHALLENGED BALLOTS</b>	<b>141</b>

TOTAL OF BALLOTS VOTED AND CHALLENGED BALLOTS	141
DEMOCRATIC BALLOTS SPOILED	0
DEMOCRATIC BALLOTS UNUSED	194
TOTAL DEMOCRATIC BALLOTS	335
(Will Equal "Total Number of Ballots Sent to Precinct")	

REPUBLICAN BALLOTS SENT TO PRECINCT	120
ABSENTEE BALLOTS FROM CIRCUIT CLERK'S OFFICE	5
<b>TOTAL REPUBLICAN BALLOTS SENT TO PRECINCT</b>	<b>125</b>

<b>REPUBLICAN POLL SLIPS SIGNED</b>	<b>44</b>
-------------------------------------	-----------

REPUBLICAN BALLOTS VOTED	43
REPUBLICAN CHALLENGED BALLOTS	1
<b>TOTAL OF BALLOTS VOTED AND CHALLENGED BALLOTS</b>	<b>44</b>

TOTAL OF BALLOTS VOTED AND CHALLENGED BALLOTS	44
REPUBLICAN BALLOTS SPOILED	0
REPUBLICAN BALLOTS UNUSED	81
TOTAL REPUBLICAN BALLOTS	125
(Will Equal "Total Number of Ballots Sent to Precinct")	

LIBERTARIAN BALLOTS SENT TO PRECINCT	10
ABSENTEE BALLOTS FROM CIRCUIT CLERK'S OFFICE	0
<b>TOTAL LIBERTARIAN BALLOTS SENT TO PRECINCT</b>	<b>10</b>

<b>LIBERTARIAN POLL SLIPS SIGNED</b>	<b>0</b>
--------------------------------------	----------

LIBERTARIAN BALLOTS VOTED	0
LIBERTARIAN CHALLENGED BALLOTS	0
<b>TOTAL OF BALLOTS VOTED AND CHALLENGED BALLOTS</b>	<b>0</b>

TOTAL OF BALLOTS VOTED AND CHALLENGED BALLOTS	0
LIBERTARIAN BALLOTS SPOILED	0
LIBERTARIAN BALLOTS UNUSED	10
TOTAL LIBERTARIAN BALLOTS	10
(Will Equal "Total Number of Ballots Sent to Precinct")	

NO PARTY BALLOTS SENT TO PRECINCT	72
ABSENTEE BALLOTS FROM CIRCUIT CLERK'S OFFICE	0
<b>TOTAL NO PARTY BALLOTS SENT TO PRECINCT</b>	<b>72</b>

<b>NO PARTY POLL SLIPS SIGNED</b>	<b>0</b>
-----------------------------------	----------

NO PARTY BALLOTS VOTED	2
NO PARTY CHALLENGED BALLOTS	0
<b>TOTAL OF BALLOTS VOTED AND CHALLENGED BALLOTS</b>	<b>2</b>

TOTAL OF BALLOTS VOTED AND CHALLENGED BALLOTS	2
NO PARTY BALLOTS SPOILED	0
NO PARTY BALLOTS UNUSED	70
TOTAL NO PARTY BALLOTS	72
(Will Equal "Total Number of Ballots Sent to Precinct")	

#### PRECINCT SIX

DEMOCRATIC BALLOTS SENT TO PRECINCT	153
ABSENTEE BALLOTS FROM CIRCUIT CLERK'S OFFICE	0
<b>TOTAL DEMOCRATIC BALLOTS SENT TO PRECINCT</b>	<b>153</b>

<b>DEMOCRATIC POLL SLIPS SIGNED</b>	<b>42</b>
-------------------------------------	-----------

DEMOCRATIC BALLOTS VOTED	42
DEMOCRATIC CHALLENGED BALLOTS	0
<b>TOTAL OF BALLOTS VOTED AND CHALLENGED BALLOTS</b>	<b>42</b>

TOTAL OF BALLOTS VOTED AND CHALLENGED BALLOTS	42
DEMOCRATIC BALLOTS SPOILED	0
DEMOCRATIC BALLOTS UNUSED	111
TOTAL DEMOCRATIC BALLOTS	153
(Will Equal "Total Number of Ballots Sent to Precinct")	

REPUBLICAN BALLOTS SENT TO PRECINCT	64
ABSENTEE BALLOTS FROM CIRCUIT CLERK'S OFFICE	1
<b>TOTAL REPUBLICAN BALLOTS SENT TO PRECINCT</b>	<b>65</b>

<b>REPUBLICAN POLL SLIPS SIGNED</b>	<b>13</b>
-------------------------------------	-----------

REPUBLICAN BALLOTS VOTED	13
REPUBLICAN CHALLENGED BALLOTS	0



<b>TOTAL OF BALLOTS VOTED AND CHALLENGED BALLOTS</b>	<b>13</b>
TOTAL OF BALLOTS VOTED AND CHALLENGED BALLOTS	13
REPUBLICAN BALLOTS SPOILED	0
REPUBLICAN BALLOTS UNUSED	52
TOTAL REPUBLICAN BALLOTS	65
(Will Equal "Total Number of Ballots Sent to Precinct")	
LIBERTARIAN BALLOTS SENT TO PRECINCT	10
ABSENTEE BALLOTS FROM CIRCUIT CLERK'S OFFICE	0
<b>TOTAL LIBERTARIAN BALLOTS SENT TO PRECINCT</b>	<b>10</b>
<b>LIBERTARIAN POLL SLIPS SIGNED</b>	<b>0</b>
LIBERTARIAN BALLOTS VOTED	0
LIBERTARIAN CHALLENGED BALLOTS	0
<b>TOTAL OF BALLOTS VOTED AND CHALLENGED BALLOTS</b>	<b>0</b>
TOTAL OF BALLOTS VOTED AND CHALLENGED BALLOTS	0
LIBERTARIAN BALLOTS SPOILED	0
LIBERTARIAN BALLOTS UNUSED	10
TOTAL LIBERTARIAN BALLOTS	10
(Will Equal "Total Number of Ballots Sent to Precinct")	

NO PARTY BALLOTS SENT TO PRECINCT	55
ABSENTEE BALLOTS FROM CIRCUIT CLERK'S OFFICE	0
<b>TOTAL NO PARTY BALLOTS SENT TO PRECINCT</b>	<b>55</b>

<b>NO PARTY POLL SLIPS SIGNED</b>	<b>2</b>
-----------------------------------	----------

NO PARTY BALLOTS VOTED	2
NO PARTY CHALLENGED BALLOTS	0
<b>TOTAL OF BALLOTS VOTED AND CHALLENGED BALLOTS</b>	<b>2</b>

TOTAL OF BALLOTS VOTED AND CHALLENGED BALLOTS	2
NO PARTY BALLOTS SPOILED	0
NO PARTY BALLOTS UNUSED	53
TOTAL NO PARTY BALLOTS	55
(Will Equal "Total Number of Ballots Sent to Precinct")	

#### **PRECINCT SEVEN**

DEMOCRATIC BALLOTS SENT TO PRECINCT	173
ABSENTEE BALLOTS FROM CIRCUIT CLERK'S OFFICE	1
<b>TOTAL DEMOCRATIC BALLOTS SENT TO PRECINCT</b>	<b>174</b>

<b>DEMOCRATIC POLL SLIPS SIGNED</b>	<b>57</b>
-------------------------------------	-----------

DEMOCRATIC BALLOTS VOTED	56
DEMOCRATIC CHALLENGED BALLOTS	1
<b>TOTAL OF BALLOTS VOTED AND CHALLENGED BALLOTS</b>	<b>57</b>

TOTAL OF BALLOTS VOTED AND CHALLENGED BALLOTS	57
DEMOCRATIC BALLOTS SPOILED	0
DEMOCRATIC BALLOTS UNUSED	117
TOTAL DEMOCRATIC BALLOTS	174
(Will Equal "Total Number of Ballots Sent to Precinct")	

REPUBLICAN BALLOTS SENT TO PRECINCT	70
ABSENTEE BALLOTS FROM CIRCUIT CLERK'S OFFICE	0
TOTAL REPUBLICAN BALLOTS SENT TO PRECINCT	70

<b>REPUBLICAN POLL SLIPS SIGNED</b>	<b>9</b>
-------------------------------------	----------

REPUBLICAN BALLOTS VOTED	8
REPUBLICAN CHALLENGED BALLOTS	1
<b>TOTAL OF BALLOTS VOTED AND CHALLENGED BALLOTS</b>	<b>9</b>

TOTAL OF BALLOTS VOTED AND CHALLENGED BALLOTS	9
REPUBLICAN BALLOTS SPOILED	1
REPUBLICAN BALLOTS UNUSED	60
TOTAL REPUBLICAN BALLOTS	70
(Will Equal "Total Number of Ballots Sent to Precinct")	

LIBERTARIAN BALLOTS SENT TO PRECINCT	10
ABSENTEE BALLOTS FROM CIRCUIT CLERK'S OFFICE	0
<b>TOTAL LIBERTARIAN BALLOTS SENT TO PRECINCT</b>	<b>10</b>

<b>LIBERTARIAN POLL SLIPS SIGNED</b>	<b>0</b>
--------------------------------------	----------

LIBERTARIAN BALLOTS VOTED	0
LIBERTARIAN CHALLENGED BALLOTS	0
<b>TOTAL OF BALLOTS VOTED AND CHALLENGED BALLOTS</b>	<b>0</b>

TOTAL OF BALLOTS VOTED AND CHALLENGED BALLOTS	0
LIBERTARIAN BALLOTS SPOILED	0
LIBERTARIAN BALLOTS UNUSED	10
TOTAL LIBERTARIAN BALLOTS	10
(Will Equal "Total Number of Ballots Sent to Precinct")	

NO PARTY BALLOTS SENT TO PRECINCT	57
ABSENTEE BALLOTS FROM CIRCUIT CLERK'S OFFICE	0
<b>TOTAL NO PARTY BALLOTS SENT TO PRECINCT</b>	<b>57</b>

<b>NO PARTY POLL SLIPS SIGNED</b>	<b>0</b>
-----------------------------------	----------

NO PARTY BALLOTS VOTED	0
NO PARTY CHALLENGED BALLOTS	0
<b>TOTAL OF BALLOTS VOTED AND CHALLENGED BALLOTS</b>	<b>0</b>

TOTAL OF BALLOTS VOTED AND CHALLENGED BALLOTS	0
NO PARTY BALLOTS SPOILED	0
NO PARTY BALLOTS UNUSED	57
TOTAL NO PARTY BALLOTS	57
(Will Equal "Total Number of Ballots Sent to Precinct")	

#### PRECINCT EIGHT

DEMOCRATIC BALLOTS SENT TO PRECINCT	335
ABSENTEE BALLOTS FROM CIRCUIT CLERK'S OFFICE	8
<b>TOTAL DEMOCRATIC BALLOTS SENT TO PRECINCT</b>	<b>343</b>

<b>DEMOCRATIC POLL SLIPS SIGNED</b>	<b>144</b>
-------------------------------------	------------

DEMOCRATIC BALLOTS VOTED	144
--------------------------	-----

DEMOCRATIC CHALLENGED BALLOTS	1
<b>TOTAL OF BALLOTS VOTED AND CHALLENGED BALLOTS</b>	<b>145</b>
 TOTAL OF BALLOTS VOTED AND CHALLENGED BALLOTS	 145
DEMOCRATIC BALLOTS SPOILED	2
DEMOCRATIC BALLOTS UNUSED	196
TOTAL DEMOCRATIC BALLOTS	343
(Will Equal "Total Number of Ballots Sent to Precinct")	
 REPUBLICAN BALLOTS SENT TO PRECINCT	 133
ABSENTEE BALLOTS FROM CIRCUIT CLERK'S OFFICE	2
<b>TOTAL REPUBLICAN BALLOTS SENT TO PRECINCT</b>	<b>135</b>
 <b>REPUBLICAN POLL SLIPS SIGNED</b>	 <b>43</b>
 REPUBLICAN BALLOTS VOTED	 33
REPUBLICAN CHALLENGED BALLOTS	5
<b>TOTAL OF BALLOTS VOTED AND CHALLENGED BALLOTS</b>	<b>38</b>
 TOTAL OF BALLOTS VOTED AND CHALLENGED BALLOTS	 38
REPUBLICAN BALLOTS SPOILED	0
REPUBLICAN BALLOTS UNUSED	97
TOTAL REPUBLICAN BALLOTS	135
(Will Equal "Total Number of Ballots Sent to Precinct")	
 LIBERTARIAN BALLOTS SENT TO PRECINCT	 10
ABSENTEE BALLOTS FROM CIRCUIT CLERK'S OFFICE	0
<b>TOTAL LIBERTARIAN BALLOTS SENT TO PRECINCT</b>	<b>10</b>
 <b>LIBERTARIAN POLL SLIPS SIGNED</b>	 <b>0</b>
 LIBERTARIAN BALLOTS VOTED	 0
LIBERTARIAN CHALLENGED BALLOTS	0
<b>TOTAL OF BALLOTS VOTED AND CHALLENGED BALLOTS</b>	<b>0</b>
 TOTAL OF BALLOTS VOTED AND CHALLENGED BALLOTS	 0
LIBERTARIAN BALLOTS SPOILED	0
LIBERTARIAN BALLOTS UNUSED	10
TOTAL LIBERTARIAN BALLOTS	10
(Will Equal "Total Number of Ballots Sent to Precinct")	
 NO PARTY BALLOTS SENT TO PRECINCT	 65
ABSENTEE BALLOTS FROM CIRCUIT CLERK'S OFFICE	0
<b>TOTAL NO PARTY BALLOTS SENT TO PRECINCT</b>	<b>65</b>
 <b>NO PARTY POLL SLIPS SIGNED</b>	 <b>1</b>
 NO PARTY BALLOTS VOTED	 1
NO PARTY CHALLENGED BALLOTS	0
<b>TOTAL OF BALLOTS VOTED AND CHALLENGED BALLOTS</b>	<b>1</b>
 TOTAL OF BALLOTS VOTED AND CHALLENGED BALLOTS	 1
NO PARTY BALLOTS SPOILED	0
NO PARTY BALLOTS UNUSED	64
TOTAL NO PARTY BALLOTS	65
(Will Equal "Total Number of Ballots Sent to Precinct")	

**PRECINCT NINE**

DEMOCRATIC BALLOTS SENT TO PRECINCT	307
ABSENTEE BALLOTS FROM CIRCUIT CLERK'S OFFICE	6
<b>TOTAL DEMOCRATIC BALLOTS SENT TO PRECINCT</b>	<b>313</b>
 <b>DEMOCRATIC POLL SLIPS SIGNED</b>	 <b>138</b>
 DEMOCRATIC BALLOTS VOTED	 135
DEMOCRATIC CHALLENGED BALLOTS	3
<b>TOTAL OF BALLOTS VOTED AND CHALLENGED BALLOTS</b>	<b>138</b>
 TOTAL OF BALLOTS VOTED AND CHALLENGED BALLOTS	 138
DEMOCRATIC BALLOTS SPOILED	1
DEMOCRATIC BALLOTS UNUSED	174
TOTAL DEMOCRATIC BALLOTS	313
(Will Equal "Total Number of Ballots Sent to Precinct")	
  REPUBLICAN BALLOTS SENT TO PRECINCT	  100
ABSENTEE BALLOTS FROM CIRCUIT CLERK'S OFFICE	0
<b>TOTAL REPUBLICAN BALLOTS SENT TO PRECINCT</b>	<b>100</b>
 <b>REPUBLICAN POLL SLIPS SIGNED</b>	 <b>34</b>
 REPUBLICAN BALLOTS VOTED	 34
REPUBLICAN CHALLENGED BALLOTS	0
<b>TOTAL OF BALLOTS VOTED AND CHALLENGED BALLOTS</b>	<b>34</b>
 TOTAL OF BALLOTS VOTED AND CHALLENGED BALLOTS	 34
REPUBLICAN BALLOTS SPOILED	0
REPUBLICAN BALLOTS UNUSED	66
TOTAL REPUBLICAN BALLOTS	100
(Will Equal "Total Number of Ballots Sent to Precinct")	
  LIBERTARIAN BALLOTS SENT TO PRECINCT	  10
ABSENTEE BALLOTS FROM CIRCUIT CLERK'S OFFICE	0
<b>TOTAL LIBERTARIAN BALLOTS SENT TO PRECINCT</b>	<b>10</b>
 <b>LIBERTARIAN POLL SLIPS SIGNED</b>	 <b>0</b>
 LIBERTARIAN BALLOTS VOTED	 0
LIBERTARIAN CHALLENGED BALLOTS	0
<b>TOTAL OF BALLOTS VOTED AND CHALLENGED BALLOTS</b>	<b>0</b>
 TOTAL OF BALLOTS VOTED AND CHALLENGED BALLOTS	 0
LIBERTARIAN BALLOTS SPOILED	0
LIBERTARIAN BALLOTS UNUSED	10
TOTAL LIBERTARIAN BALLOTS	10
(Will Equal "Total Number of Ballots Sent to Precinct")	
  NO PARTY BALLOTS SENT TO PRECINCT	  61
ABSENTEE BALLOTS FROM CIRCUIT CLERK'S OFFICE	0
<b>TOTAL NO PARTY BALLOTS SENT TO PRECINCT</b>	<b>61</b>
 <b>NO PARTY POLL SLIPS SIGNED</b>	 <b>2</b>
 NO PARTY BALLOTS VOTED	 2
NO PARTY CHALLENGED BALLOTS	0

<b>TOTAL OF BALLOTS VOTED AND CHALLENGED BALLOTS</b>	<b>2</b>
TOTAL OF BALLOTS VOTED AND CHALLENGED BALLOTS	2
NO PARTY BALLOTS SPOILED	0
NO PARTY BALLOTS UNUSED	59
TOTAL NO PARTY BALLOTS	61
(Will Equal "Total Number of Ballots Sent to Precinct")	

#### **PRECINCT TEN**

DEMOCRATIC BALLOTS SENT TO PRECINCT	173
ABSENTEE BALLOTS FROM CIRCUIT CLERK'S OFFICE	0
<b>TOTAL DEMOCRATIC BALLOTS SENT TO PRECINCT</b>	<b>173</b>

<b>DEMOCRATIC POLL SLIPS SIGNED</b>	<b>26</b>
-------------------------------------	-----------

DEMOCRATIC BALLOTS VOTED	24
DEMOCRATIC CHALLENGED BALLOTS	2
<b>TOTAL OF BALLOTS VOTED AND CHALLENGED BALLOTS</b>	<b>26</b>

TOTAL OF BALLOTS VOTED AND CHALLENGED BALLOTS	26
DEMOCRATIC BALLOTS SPOILED	0
DEMOCRATIC BALLOTS UNUSED	147
TOTAL DEMOCRATIC BALLOTS	173
(Will Equal "Total Number of Ballots Sent to Precinct")	

REPUBLICAN BALLOTS SENT TO PRECINCT	89
ABSENTEE BALLOTS FROM CIRCUIT CLERK'S OFFICE	0
<b>TOTAL REPUBLICAN BALLOTS SENT TO PRECINCT</b>	<b>89</b>

<b>REPUBLICAN POLL SLIPS SIGNED</b>	<b>6</b>
-------------------------------------	----------

REPUBLICAN BALLOTS VOTED	6
REPUBLICAN CHALLENGED BALLOTS	0
<b>TOTAL OF BALLOTS VOTED AND CHALLENGED BALLOTS</b>	<b>6</b>

TOTAL OF BALLOTS VOTED AND CHALLENGED BALLOTS	6
REPUBLICAN BALLOTS SPOILED	0
REPUBLICAN BALLOTS UNUSED	83
TOTAL REPUBLICAN BALLOTS	89
(Will Equal "Total Number of Ballots Sent to Precinct")	

LIBERTARIAN BALLOTS SENT TO PRECINCT	10
ABSENTEE BALLOTS FROM CIRCUIT CLERK'S OFFICE	0
<b>TOTAL LIBERTARIAN BALLOTS SENT TO PRECINCT</b>	<b>10</b>

<b>LIBERTARIAN POLL SLIPS SIGNED</b>	<b>1</b>
--------------------------------------	----------

LIBERTARIAN BALLOTS VOTED	1
LIBERTARIAN CHALLENGED BALLOTS	0
<b>TOTAL OF BALLOTS VOTED AND CHALLENGED BALLOTS</b>	<b>1</b>

TOTAL OF BALLOTS VOTED AND CHALLENGED BALLOTS	1
LIBERTARIAN BALLOTS SPOILED	0
LIBERTARIAN BALLOTS UNUSED	9
TOTAL LIBERTARIAN BALLOTS	10
(Will Equal "Total Number of Ballots Sent to Precinct")	

NO PARTY BALLOTS SENT TO PRECINCT	73
ABSENTEE BALLOTS FROM CIRCUIT CLERK'S OFFICE	0
<b>TOTAL NO PARTY BALLOTS SENT TO PRECINCT</b>	<b>73</b>

<b>NO PARTY POLL SLIPS SIGNED</b>	<b>0</b>
-----------------------------------	----------

NO PARTY BALLOTS VOTED	0
NO PARTY CHALLENGED BALLOTS	0
<b>TOTAL OF BALLOTS VOTED AND CHALLENGED BALLOTS</b>	<b>0</b>

TOTAL OF BALLOTS VOTED AND CHALLENGED BALLOTS	0
NO PARTY BALLOTS SPOILED	0
NO PARTY BALLOTS UNUSED	73
TOTAL NO PARTY BALLOTS	73
(Will Equal "Total Number of Ballots Sent to Precinct")	

#### PRECINCT TWELVE

DEMOCRATIC BALLOTS SENT TO PRECINCT	241
ABSENTEE BALLOTS FROM CIRCUIT CLERK'S OFFICE	0
<b>TOTAL DEMOCRATIC BALLOTS SENT TO PRECINCT</b>	<b>241</b>

<b>DEMOCRATIC POLL SLIPS SIGNED</b>	<b>35</b>
-------------------------------------	-----------

DEMOCRATIC BALLOTS VOTED	33
DEMOCRATIC CHALLENGED BALLOTS	2
<b>TOTAL OF BALLOTS VOTED AND CHALLENGED BALLOTS</b>	<b>35</b>

TOTAL OF BALLOTS VOTED AND CHALLENGED BALLOTS	35
DEMOCRATIC BALLOTS SPOILED	0
DEMOCRATIC BALLOTS UNUSED	206
TOTAL DEMOCRATIC BALLOTS	241
(Will Equal "Total Number of Ballots Sent to Precinct")	

REPUBLICAN BALLOTS SENT TO PRECINCT	196
ABSENTEE BALLOTS FROM CIRCUIT CLERK'S OFFICE	0
<b>TOTAL REPUBLICAN BALLOTS SENT TO PRECINCT</b>	<b>196</b>

<b>REPUBLICAN POLL SLIPS SIGNED</b>	<b>7</b>
-------------------------------------	----------

REPUBLICAN BALLOTS VOTED	5
REPUBLICAN CHALLENGED BALLOTS	2
<b>TOTAL OF BALLOTS VOTED AND CHALLENGED BALLOTS</b>	<b>7</b>

TOTAL OF BALLOTS VOTED AND CHALLENGED BALLOTS	7
REPUBLICAN BALLOTS SPOILED	1
REPUBLICAN BALLOTS UNUSED	188
TOTAL REPUBLICAN BALLOTS	196
(Will Equal "Total Number of Ballots Sent to Precinct")	

LIBERTARIAN BALLOTS SENT TO PRECINCT	10
ABSENTEE BALLOTS FROM CIRCUIT CLERK'S OFFICE	0
<b>TOTAL LIBERTARIAN BALLOTS SENT TO PRECINCT</b>	<b>10</b>

<b>LIBERTARIAN POLL SLIPS SIGNED</b>	<b>1</b>
--------------------------------------	----------

LIBERTARIAN BALLOTS VOTED	1
LIBERTARIAN CHALLENGED BALLOTS	0

<b>TOTAL OF BALLOTS VOTED AND CHALLENGED BALLOTS</b>	<b>1</b>
TOTAL OF BALLOTS VOTED AND CHALLENGED BALLOTS	1
LIBERTARIAN BALLOTS SPOILED	0
LIBERTARIAN BALLOTS UNUSED	9
TOTAL LIBERTARIAN BALLOTS	10
(Will Equal "Total Number of Ballots Sent to Precinct")	
NO PARTY BALLOTS SENT TO PRECINCT	175
ABSENTEE BALLOTS FROM CIRCUIT CLERK'S OFFICE	0
<b>TOTAL NO PARTY BALLOTS SENT TO PRECINCT</b>	<b>175</b>
<b>NO PARTY POLL SLIPS SIGNED</b>	<b>0</b>
NO PARTY BALLOTS VOTED	0
NO PARTY CHALLENGED BALLOTS	0
<b>TOTAL OF BALLOTS VOTED AND CHALLENGED BALLOTS</b>	<b>0</b>
TOTAL OF BALLOTS VOTED AND CHALLENGED BALLOTS	0
NO PARTY BALLOTS SPOILED	0
NO PARTY BALLOTS UNUSED	175
TOTAL NO PARTY BALLOTS	175
(Will Equal "Total Number of Ballots Sent to Precinct")	

### PRECINCT THIRTEEN

DEMOCRATIC BALLOTS SENT TO PRECINCT	316
ABSENTEE BALLOTS FROM CIRCUIT CLERK'S OFFICE	6
<b>TOTAL DEMOCRATIC BALLOTS SENT TO PRECINCT</b>	<b>322</b>
<b>DEMOCRATIC POLL SLIPS SIGNED</b>	<b>64</b>
DEMOCRATIC BALLOTS VOTED	60
DEMOCRATIC CHALLENGED BALLOTS	4
<b>TOTAL OF BALLOTS VOTED AND CHALLENGED BALLOTS</b>	<b>64</b>
TOTAL OF BALLOTS VOTED AND CHALLENGED BALLOTS	64
DEMOCRATIC BALLOTS SPOILED	1
DEMOCRATIC BALLOTS UNUSED	257
TOTAL DEMOCRATIC BALLOTS	322
(Will Equal "Total Number of Ballots Sent to Precinct")	
REPUBLICAN BALLOTS SENT TO PRECINCT	169
ABSENTEE BALLOTS FROM CIRCUIT CLERK'S OFFICE	2
<b>TOTAL REPUBLICAN BALLOTS SENT TO PRECINCT</b>	<b>171</b>
<b>REPUBLICAN POLL SLIPS SIGNED</b>	<b>24</b>
REPUBLICAN BALLOTS VOTED	24
REPUBLICAN CHALLENGED BALLOTS	2
<b>TOTAL OF BALLOTS VOTED AND CHALLENGED BALLOTS</b>	<b>26</b>
TOTAL OF BALLOTS VOTED AND CHALLENGED BALLOTS	26
REPUBLICAN BALLOTS SPOILED	0
REPUBLICAN BALLOTS UNUSED	145
TOTAL REPUBLICAN BALLOTS	171
(Will Equal "Total Number of Ballots Sent to Precinct")	

LIBERTARIAN BALLOTS SENT TO PRECINCT	10
ABSENTEE BALLOTS FROM CIRCUIT CLERK’S OFFICE	0
<b>TOTAL LIBERTARIAN BALLOTS SENT TO PRECINCT</b>	<b>10</b>
 <b>LIBERTARIAN POLL SLIPS SIGNED</b>	 <b>0</b>
 LIBERTARIAN BALLOTS VOTED	 0
LIBERTARIAN CHALLENGED BALLOTS	0
<b>TOTAL OF BALLOTS VOTED AND CHALLENGED BALLOTS</b>	<b>0</b>
 TOTAL OF BALLOTS VOTED AND CHALLENGED BALLOTS	 0
LIBERTARIAN BALLOTS SPOILED	0
LIBERTARIAN BALLOTS UNUSED	10
TOTAL LIBERTARIAN BALLOTS	10
(Will Equal “Total Number of Ballots Sent to Precinct”)	

NO PARTY BALLOTS SENT TO PRECINCT	176
ABSENTEE BALLOTS FROM CIRCUIT CLERK’S OFFICE	0
<b>TOTAL NO PARTY BALLOTS SENT TO PRECINCT</b>	<b>176</b>
 <b>NO PARTY POLL SLIPS SIGNED</b>	 <b>0</b>
 NO PARTY BALLOTS VOTED	 0
NO PARTY CHALLENGED BALLOTS	2
(Two ballots gave in error with Democrat Ballot)	
<b>TOTAL OF BALLOTS VOTED AND CHALLENGED BALLOTS</b>	<b>2</b>
 TOTAL OF BALLOTS VOTED AND CHALLENGED BALLOTS	 2
NO PARTY BALLOTS SPOILED	0
NO PARTY BALLOTS UNUSED	174
TOTAL NO PARTY BALLOTS	176
(Will Equal “Total Number of Ballots Sent to Precinct”)	

**PRECINCT FOURTEEN**

DEMOCRATIC BALLOTS SENT TO PRECINCT	224
ABSENTEE BALLOTS FROM CIRCUIT CLERK’S OFFICE	3
<b>TOTAL DEMOCRATIC BALLOTS SENT TO PRECINCT</b>	<b>227</b>
 <b>DEMOCRATIC POLL SLIPS SIGNED</b>	 <b>62</b>
 DEMOCRATIC BALLOTS VOTED	 62
DEMOCRATIC CHALLENGED BALLOTS	0
<b>TOTAL OF BALLOTS VOTED AND CHALLENGED BALLOTS</b>	<b>62</b>
 TOTAL OF BALLOTS VOTED AND CHALLENGED BALLOTS	 62
DEMOCRATIC BALLOTS SPOILED	1
DEMOCRATIC BALLOTS UNUSED	164
TOTAL DEMOCRATIC BALLOTS	227
(Will Equal “Total Number of Ballots Sent to Precinct”)	
 REPUBLICAN BALLOTS SENT TO PRECINCT	 97
ABSENTEE BALLOTS FROM CIRCUIT CLERK’S OFFICE	1
<b>TOTAL REPUBLICAN BALLOTS SENT TO PRECINCT</b>	<b>98</b>
 <b>REPUBLICAN POLL SLIPS SIGNED</b>	 <b>27</b>
 REPUBLICAN BALLOTS VOTED	 26



REPUBLICAN CHALLENGED BALLOTS	1
<b>TOTAL OF BALLOTS VOTED AND CHALLENGED BALLOTS</b>	<b>27</b>

TOTAL OF BALLOTS VOTED AND CHALLENGED BALLOTS	27
REPUBLICAN BALLOTS SPOILED	1
REPUBLICAN BALLOTS UNUSED	70
TOTAL REPUBLICAN BALLOTS	98
(Will Equal "Total Number of Ballots Sent to Precinct")	

LIBERTARIAN BALLOTS SENT TO PRECINCT	10
ABSENTEE BALLOTS FROM CIRCUIT CLERK'S OFFICE	0
<b>TOTAL LIBERTARIAN BALLOTS SENT TO PRECINCT</b>	<b>10</b>

<b>LIBERTARIAN POLL SLIPS SIGNED</b>	<b>1</b>
--------------------------------------	----------

LIBERTARIAN BALLOTS VOTED	1
LIBERTARIAN CHALLENGED BALLOTS	0
<b>TOTAL OF BALLOTS VOTED AND CHALLENGED BALLOTS</b>	<b>1</b>

TOTAL OF BALLOTS VOTED AND CHALLENGED BALLOTS	1
LIBERTARIAN BALLOTS SPOILED	0
LIBERTARIAN BALLOTS UNUSED	9
TOTAL LIBERTARIAN BALLOTS	10
(Will Equal "Total Number of Ballots Sent to Precinct")	

NO PARTY BALLOTS SENT TO PRECINCT	62
ABSENTEE BALLOTS FROM CIRCUIT CLERK'S OFFICE	0
<b>TOTAL NO PARTY BALLOTS SENT TO PRECINCT</b>	<b>62</b>

<b>NO PARTY POLL SLIPS SIGNED</b>	<b>0</b>
-----------------------------------	----------

NO PARTY BALLOTS VOTED	0
NO PARTY CHALLENGED BALLOTS	0
<b>TOTAL OF BALLOTS VOTED AND CHALLENGED BALLOTS</b>	<b>0</b>

TOTAL OF BALLOTS VOTED AND CHALLENGED BALLOTS	0
NO PARTY BALLOTS SPOILED	0
NO PARTY BALLOTS UNUSED	62
TOTAL NO PARTY BALLOTS	62
(Will Equal "Total Number of Ballots Sent to Precinct")	

#### PRECINCT FIFTEEN

DEMOCRATIC BALLOTS SENT TO PRECINCT	357
ABSENTEE BALLOTS FROM CIRCUIT CLERK'S OFFICE	6
<b>TOTAL DEMOCRATIC BALLOTS SENT TO PRECINCT</b>	<b>363</b>

<b>DEMOCRATIC POLL SLIPS SIGNED</b>	<b>151</b>
-------------------------------------	------------

DEMOCRATIC BALLOTS VOTED	147
DEMOCRATIC CHALLENGED BALLOTS	4
<b>TOTAL OF BALLOTS VOTED AND CHALLENGED BALLOTS</b>	<b>151</b>

TOTAL OF BALLOTS VOTED AND CHALLENGED BALLOTS	151
DEMOCRATIC BALLOTS SPOILED	2
DEMOCRATIC BALLOTS UNUSED	210
TOTAL DEMOCRATIC BALLOTS	363

(Will Equal "Total Number of Ballots Sent to Precinct")

REPUBLICAN BALLOTS SENT TO PRECINCT	150
ABSENTEE BALLOTS FROM CIRCUIT CLERK'S OFFICE	2
<b>TOTAL REPUBLICAN BALLOTS SENT TO PRECINCT</b>	<b>152</b>

<b>REPUBLICAN POLL SLIPS SIGNED</b>	<b>45</b>
-------------------------------------	-----------

REPUBLICAN BALLOTS VOTED	45
REPUBLICAN CHALLENGED BALLOTS	1
<b>TOTAL OF BALLOTS VOTED AND CHALLENGED BALLOTS</b>	<b>46</b>

TOTAL OF BALLOTS VOTED AND CHALLENGED BALLOTS	46
REPUBLICAN BALLOTS SPOILED	1
REPUBLICAN BALLOTS UNUSED	105
TOTAL REPUBLICAN BALLOTS	152

(Will Equal "Total Number of Ballots Sent to Precinct")

LIBERTARIAN BALLOTS SENT TO PRECINCT	10
ABSENTEE BALLOTS FROM CIRCUIT CLERK'S OFFICE	0
<b>TOTAL LIBERTARIAN BALLOTS SENT TO PRECINCT</b>	<b>10</b>

<b>LIBERTARIAN POLL SLIPS SIGNED</b>	<b>0</b>
--------------------------------------	----------

LIBERTARIAN BALLOTS VOTED	0
LIBERTARIAN CHALLENGED BALLOTS	0
<b>TOTAL OF BALLOTS VOTED AND CHALLENGED BALLOTS</b>	<b>0</b>

TOTAL OF BALLOTS VOTED AND CHALLENGED BALLOTS	0
LIBERTARIAN BALLOTS SPOILED	0
LIBERTARIAN BALLOTS UNUSED	10
TOTAL LIBERTARIAN BALLOTS	10

(Will Equal "Total Number of Ballots Sent to Precinct")

NO PARTY BALLOTS SENT TO PRECINCT	74
ABSENTEE BALLOTS FROM CIRCUIT CLERK'S OFFICE	0
<b>TOTAL NO PARTY BALLOTS SENT TO PRECINCT</b>	<b>74</b>

<b>NO PARTY POLL SLIPS SIGNED</b>	<b>1</b>
-----------------------------------	----------

NO PARTY BALLOTS VOTED	1
NO PARTY CHALLENGED BALLOTS	0
<b>TOTAL OF BALLOTS VOTED AND CHALLENGED BALLOTS</b>	<b>1</b>

TOTAL OF BALLOTS VOTED AND CHALLENGED BALLOTS	1
NO PARTY BALLOTS SPOILED	0
NO PARTY BALLOTS UNUSED	73
TOTAL NO PARTY BALLOTS	74

(Will Equal "Total Number of Ballots Sent to Precinct")

**PRECINCT SIXTEEN**

DEMOCRATIC BALLOTS SENT TO PRECINCT	288
ABSENTEE BALLOTS FROM CIRCUIT CLERK'S OFFICE	6
<b>TOTAL DEMOCRATIC BALLOTS SENT TO PRECINCT</b>	<b>294</b>

<b>DEMOCRATIC POLL SLIPS SIGNED</b>	<b>107</b>
-------------------------------------	------------

DEMOCRATIC BALLOTS VOTED	103
DEMOCRATIC CHALLENGED BALLOTS	2
<b>TOTAL OF BALLOTS VOTED AND CHALLENGED BALLOTS</b>	<b>105</b>
 TOTAL OF BALLOTS VOTED AND CHALLENGED BALLOTS	 105
DEMOCRATIC BALLOTS SPOILED	2
DEMOCRATIC BALLOTS UNUSED	187
TOTAL DEMOCRATIC BALLOTS	294
(Will Equal "Total Number of Ballots Sent to Precinct")	
 REPUBLICAN BALLOTS SENT TO PRECINCT	 132
ABSENTEE BALLOTS FROM CIRCUIT CLERK'S OFFICE	0
<b>TOTAL REPUBLICAN BALLOTS SENT TO PRECINCT</b>	<b>132</b>
 <b>REPUBLICAN POLL SLIPS SIGNED</b>	 <b>40</b>
 REPUBLICAN BALLOTS VOTED	 38
REPUBLICAN CHALLENGED BALLOTS	1
<b>TOTAL OF BALLOTS VOTED AND CHALLENGED BALLOTS</b>	<b>39</b>
 TOTAL OF BALLOTS VOTED AND CHALLENGED BALLOTS	 39
REPUBLICAN BALLOTS SPOILED	1
REPUBLICAN BALLOTS UNUSED	92
TOTAL REPUBLICAN BALLOTS	132
(Will Equal "Total Number of Ballots Sent to Precinct")	
 LIBERTARIAN BALLOTS SENT TO PRECINCT	 10
ABSENTEE BALLOTS FROM CIRCUIT CLERK'S OFFICE	0
<b>TOTAL LIBERTARIAN BALLOTS SENT TO PRECINCT</b>	<b>10</b>
 <b>LIBERTARIAN POLL SLIPS SIGNED</b>	 <b>0</b>
 LIBERTARIAN BALLOTS VOTED	 2
LIBERTARIAN CHALLENGED BALLOTS	0
<b>TOTAL OF BALLOTS VOTED AND CHALLENGED BALLOTS</b>	<b>2</b>
 TOTAL OF BALLOTS VOTED AND CHALLENGED BALLOTS	 2
LIBERTARIAN BALLOTS SPOILED	1
LIBERTARIAN BALLOTS UNUSED	7
TOTAL LIBERTARIAN BALLOTS	10
(Will Equal "Total Number of Ballots Sent to Precinct")	
 NO PARTY BALLOTS SENT TO PRECINCT	 52
ABSENTEE BALLOTS FROM CIRCUIT CLERK'S OFFICE	0
<b>TOTAL NO PARTY BALLOTS SENT TO PRECINCT</b>	<b>52</b>
 <b>NO PARTY POLL SLIPS SIGNED</b>	 <b>1</b>
 NO PARTY BALLOTS VOTED	 1
NO PARTY CHALLENGED BALLOTS	0
<b>TOTAL OF BALLOTS VOTED AND CHALLENGED BALLOTS</b>	<b>1</b>
 TOTAL OF BALLOTS VOTED AND CHALLENGED BALLOTS	 1
NO PARTY BALLOTS SPOILED	0
NO PARTY BALLOTS UNUSED	51
TOTAL NO PARTY BALLOTS	52
(Will Equal "Total Number of Ballots Sent to Precinct")	

**PRECINCT SEVENTEEN**

DEMOCRATIC BALLOTS SENT TO PRECINCT	305
ABSENTEE BALLOTS FROM CIRCUIT CLERK'S OFFICE	1
<b>TOTAL DEMOCRATIC BALLOTS SENT TO PRECINCT</b>	<b>306</b>
<b>DEMOCRATIC POLL SLIPS SIGNED</b>	<b>110</b>
DEMOCRATIC BALLOTS VOTED	109
DEMOCRATIC CHALLENGED BALLOTS	1
<b>TOTAL OF BALLOTS VOTED AND CHALLENGED BALLOTS</b>	<b>110</b>
TOTAL OF BALLOTS VOTED AND CHALLENGED BALLOTS	110
DEMOCRATIC BALLOTS SPOILED	0
DEMOCRATIC BALLOTS UNUSED	196
TOTAL DEMOCRATIC BALLOTS	306
(Will Equal "Total Number of Ballots Sent to Precinct")	
REPUBLICAN BALLOTS SENT TO PRECINCT	141
ABSENTEE BALLOTS FROM CIRCUIT CLERK'S OFFICE	2
<b>TOTAL REPUBLICAN BALLOTS SENT TO PRECINCT</b>	<b>143</b>
<b>REPUBLICAN POLL SLIPS SIGNED</b>	<b>21</b>
REPUBLICAN BALLOTS VOTED	21
REPUBLICAN CHALLENGED BALLOTS	0
<b>TOTAL OF BALLOTS VOTED AND CHALLENGED BALLOTS</b>	<b>21</b>
TOTAL OF BALLOTS VOTED AND CHALLENGED BALLOTS	21
REPUBLICAN BALLOTS SPOILED	0
REPUBLICAN BALLOTS UNUSED	122
TOTAL REPUBLICAN BALLOTS	143
(Will Equal "Total Number of Ballots Sent to Precinct")	
LIBERTARIAN BALLOTS SENT TO PRECINCT	10
ABSENTEE BALLOTS FROM CIRCUIT CLERK'S OFFICE	0
<b>TOTAL LIBERTARIAN BALLOTS SENT TO PRECINCT</b>	<b>10</b>
<b>LIBERTARIAN POLL SLIPS SIGNED</b>	<b>3</b>
LIBERTARIAN BALLOTS VOTED	3
LIBERTARIAN CHALLENGED BALLOTS	0
<b>TOTAL OF BALLOTS VOTED AND CHALLENGED BALLOTS</b>	<b>3</b>
TOTAL OF BALLOTS VOTED AND CHALLENGED BALLOTS	3
LIBERTARIAN BALLOTS SPOILED	0
LIBERTARIAN BALLOTS UNUSED	7
TOTAL LIBERTARIAN BALLOTS	10
(Will Equal "Total Number of Ballots Sent to Precinct")	
NO PARTY BALLOTS SENT TO PRECINCT	104
ABSENTEE BALLOTS FROM CIRCUIT CLERK'S OFFICE	0
<b>TOTAL NO PARTY BALLOTS SENT TO PRECINCT</b>	<b>104</b>
<b>NO PARTY POLL SLIPS SIGNED</b>	<b>0</b>
NO PARTY BALLOTS VOTED	0
NO PARTY CHALLENGED BALLOTS	0

<b>TOTAL OF BALLOTS VOTED AND CHALLENGED BALLOTS</b>	<b>0</b>
TOTAL OF BALLOTS VOTED AND CHALLENGED BALLOTS	0
NO PARTY BALLOTS SPOILED	0
NO PARTY BALLOTS UNUSED	104
TOTAL NO PARTY BALLOTS	104
(Will Equal "Total Number of Ballots Sent to Precinct")	

#### **PRECINCT EIGHTEEN**

DEMOCRATIC BALLOTS SENT TO PRECINCT	293
ABSENTEE BALLOTS FROM CIRCUIT CLERK'S OFFICE	2
<b>TOTAL DEMOCRATIC BALLOTS SENT TO PRECINCT</b>	<b>295</b>

<b>DEMOCRATIC POLL SLIPS SIGNED</b>	<b>20</b>
-------------------------------------	-----------

DEMOCRATIC BALLOTS VOTED	17
DEMOCRATIC CHALLENGED BALLOTS	3
<b>TOTAL OF BALLOTS VOTED AND CHALLENGED BALLOTS</b>	<b>20</b>

TOTAL OF BALLOTS VOTED AND CHALLENGED BALLOTS	20
DEMOCRATIC BALLOTS SPOILED	0
DEMOCRATIC BALLOTS UNUSED	275
TOTAL DEMOCRATIC BALLOTS	295
(Will Equal "Total Number of Ballots Sent to Precinct")	

REPUBLICAN BALLOTS SENT TO PRECINCT	191
ABSENTEE BALLOTS FROM CIRCUIT CLERK'S OFFICE	0
<b>TOTAL REPUBLICAN BALLOTS SENT TO PRECINCT</b>	<b>191</b>

<b>REPUBLICAN POLL SLIPS SIGNED</b>	<b>12</b>
-------------------------------------	-----------

REPUBLICAN BALLOTS VOTED	12
REPUBLICAN CHALLENGED BALLOTS	3
<b>TOTAL OF BALLOTS VOTED AND CHALLENGED BALLOTS</b>	<b>15</b>

TOTAL OF BALLOTS VOTED AND CHALLENGED BALLOTS	15
REPUBLICAN BALLOTS SPOILED	0
REPUBLICAN BALLOTS UNUSED	176
TOTAL REPUBLICAN BALLOTS	191
(No Poll Slips for Challenge Ballots.)	
(Will Equal "Total Number of Ballots Sent to Precinct")	

LIBERTARIAN BALLOTS SENT TO PRECINCT	10
ABSENTEE BALLOTS FROM CIRCUIT CLERK'S OFFICE	0
<b>TOTAL LIBERTARIAN BALLOTS SENT TO PRECINCT</b>	<b>10</b>

<b>LIBERTARIAN POLL SLIPS SIGNED</b>	<b>0</b>
--------------------------------------	----------

LIBERTARIAN BALLOTS VOTED	0
LIBERTARIAN CHALLENGED BALLOTS	0
<b>TOTAL OF BALLOTS VOTED AND CHALLENGED BALLOTS</b>	<b>0</b>

TOTAL OF BALLOTS VOTED AND CHALLENGED BALLOTS	0
LIBERTARIAN BALLOTS SPOILED	0
LIBERTARIAN BALLOTS UNUSED	10
TOTAL LIBERTARIAN BALLOTS	10
(Will Equal "Total Number of Ballots Sent to Precinct")	

NO PARTY BALLOTS SENT TO PRECINCT	249
ABSENTEE BALLOTS FROM CIRCUIT CLERK'S OFFICE	0
<b>TOTAL NO PARTY BALLOTS SENT TO PRECINCT</b>	<b>249</b>

<b>NO PARTY POLL SLIPS SIGNED</b>	<b>0</b>
-----------------------------------	----------

NO PARTY BALLOTS VOTED	0
NO PARTY CHALLENGED BALLOTS	0
<b>TOTAL OF BALLOTS VOTED AND CHALLENGED BALLOTS</b>	<b>0</b>

TOTAL OF BALLOTS VOTED AND CHALLENGED BALLOTS	0
NO PARTY BALLOTS SPOILED	0
NO PARTY BALLOTS UNUSED	249
TOTAL NO PARTY BALLOTS	249
(Will Equal "Total Number of Ballots Sent to Precinct")	

#### PRECINCT TWENTY

DEMOCRATIC BALLOTS SENT TO PRECINCT	189
ABSENTEE BALLOTS FROM CIRCUIT CLERK'S OFFICE	2
<b>TOTAL DEMOCRATIC BALLOTS SENT TO PRECINCT</b>	<b>191</b>

<b>DEMOCRATIC POLL SLIPS SIGNED</b>	<b>48</b>
-------------------------------------	-----------

DEMOCRATIC BALLOTS VOTED	46
DEMOCRATIC CHALLENGED BALLOTS	3
<b>TOTAL OF BALLOTS VOTED AND CHALLENGED BALLOTS</b>	<b>49</b>

TOTAL OF BALLOTS VOTED AND CHALLENGED BALLOTS	49
DEMOCRATIC BALLOTS SPOILED	0
DEMOCRATIC BALLOTS UNUSED	142
TOTAL DEMOCRATIC BALLOTS	191
(Will Equal "Total Number of Ballots Sent to Precinct")	

REPUBLICAN BALLOTS SENT TO PRECINCT	102
ABSENTEE BALLOTS FROM CIRCUIT CLERK'S OFFICE	0
<b>TOTAL REPUBLICAN BALLOTS SENT TO PRECINCT</b>	<b>102</b>

<b>REPUBLICAN POLL SLIPS SIGNED</b>	<b>10</b>
-------------------------------------	-----------

REPUBLICAN BALLOTS VOTED	10
REPUBLICAN CHALLENGED BALLOTS	3
<b>TOTAL OF BALLOTS VOTED AND CHALLENGED BALLOTS</b>	<b>13</b>

TOTAL OF BALLOTS VOTED AND CHALLENGED BALLOTS	13
REPUBLICAN BALLOTS SPOILED	0
REPUBLICAN BALLOTS UNUSED	89
TOTAL REPUBLICAN BALLOTS	102
(Will Equal "Total Number of Ballots Sent to Precinct")	

LIBERTARIAN BALLOTS SENT TO PRECINCT	10
ABSENTEE BALLOTS FROM CIRCUIT CLERK'S OFFICE	0
<b>TOTAL LIBERTARIAN BALLOTS SENT TO PRECINCT</b>	<b>10</b>

<b>LIBERTARIAN POLL SLIPS SIGNED</b>	<b>0</b>
--------------------------------------	----------

LIBERTARIAN BALLOTS VOTED	0
LIBERTARIAN CHALLENGED BALLOTS	0

<b>TOTAL OF BALLOTS VOTED AND CHALLENGED BALLOTS</b>	<b>0</b>
TOTAL OF BALLOTS VOTED AND CHALLENGED BALLOTS	0
LIBERTARIAN BALLOTS SPOILED	0
LIBERTARIAN BALLOTS UNUSED	10
TOTAL LIBERTARIAN BALLOTS	10
(Will Equal "Total Number of Ballots Sent to Precinct")	

NO PARTY BALLOTS SENT TO PRECINCT	97
ABSENTEE BALLOTS FROM CIRCUIT CLERK'S OFFICE	0
<b>TOTAL NO PARTY BALLOTS SENT TO PRECINCT</b>	<b>97</b>

<b>NO PARTY POLL SLIPS SIGNED</b>	<b>0</b>
-----------------------------------	----------

NO PARTY BALLOTS VOTED	0
NO PARTY CHALLENGED BALLOTS	0
<b>TOTAL OF BALLOTS VOTED AND CHALLENGED BALLOTS</b>	<b>0</b>

TOTAL OF BALLOTS VOTED AND CHALLENGED BALLOTS	0
NO PARTY BALLOTS SPOILED	0
NO PARTY BALLOTS UNUSED	97
TOTAL NO PARTY BALLOTS	97
(Will Equal "Total Number of Ballots Sent to Precinct")	

#### PRECINCT TWENTY-ONE

DEMOCRATIC BALLOTS SENT TO PRECINCT	252
ABSENTEE BALLOTS FROM CIRCUIT CLERK'S OFFICE	2
<b>TOTAL DEMOCRATIC BALLOTS SENT TO PRECINCT</b>	<b>254</b>

<b>DEMOCRATIC POLL SLIPS SIGNED</b>	<b>58</b>
-------------------------------------	-----------

DEMOCRATIC BALLOTS VOTED	58
DEMOCRATIC CHALLENGED BALLOTS	1
<b>TOTAL OF BALLOTS VOTED AND CHALLENGED BALLOTS</b>	<b>59</b>

TOTAL OF BALLOTS VOTED AND CHALLENGED BALLOTS	59
DEMOCRATIC BALLOTS SPOILED	1
DEMOCRATIC BALLOTS UNUSED	194
TOTAL DEMOCRATIC BALLOTS	254
(Will Equal "Total Number of Ballots Sent to Precinct")	

REPUBLICAN BALLOTS SENT TO PRECINCT	184
ABSENTEE BALLOTS FROM CIRCUIT CLERK'S OFFICE	1
<b>TOTAL REPUBLICAN BALLOTS SENT TO PRECINCT</b>	<b>185</b>

<b>REPUBLICAN POLL SLIPS SIGNED</b>	<b>28</b>
-------------------------------------	-----------

REPUBLICAN BALLOTS VOTED	28
REPUBLICAN CHALLENGED BALLOTS	0
<b>TOTAL OF BALLOTS VOTED AND CHALLENGED BALLOTS</b>	<b>28</b>

TOTAL OF BALLOTS VOTED AND CHALLENGED BALLOTS	28
REPUBLICAN BALLOTS SPOILED	0
REPUBLICAN BALLOTS UNUSED	157
TOTAL REPUBLICAN BALLOTS	185
(Will Equal "Total Number of Ballots Sent to Precinct")	

LIBERTARIAN BALLOTS SENT TO PRECINCT	10
ABSENTEE BALLOTS FROM CIRCUIT CLERK'S OFFICE	0
<b>TOTAL LIBERTARIAN BALLOTS SENT TO PRECINCT</b>	<b>10</b>

<b>LIBERTARIAN POLL SLIPS SIGNED</b>	<b>0</b>
--------------------------------------	----------

LIBERTARIAN BALLOTS VOTED	0
LIBERTARIAN CHALLENGED BALLOTS	0
<b>TOTAL OF BALLOTS VOTED AND CHALLENGED BALLOTS</b>	<b>0</b>

TOTAL OF BALLOTS VOTED AND CHALLENGED BALLOTS	0
LIBERTARIAN BALLOTS SPOILED	0
LIBERTARIAN BALLOTS UNUSED	10
TOTAL LIBERTARIAN BALLOTS	10
(Will Equal "Total Number of Ballots Sent to Precinct")	

NO PARTY BALLOTS SENT TO PRECINCT	152
ABSENTEE BALLOTS FROM CIRCUIT CLERK'S OFFICE	0
<b>TOTAL NO PARTY BALLOTS SENT TO PRECINCT</b>	<b>152</b>

<b>NO PARTY POLL SLIPS SIGNED</b>	<b>0</b>
-----------------------------------	----------

NO PARTY BALLOTS VOTED	0
NO PARTY CHALLENGED BALLOTS	0
<b>TOTAL OF BALLOTS VOTED AND CHALLENGED BALLOTS</b>	<b>0</b>

TOTAL OF BALLOTS VOTED AND CHALLENGED BALLOTS	0
NO PARTY BALLOTS SPOILED	0
NO PARTY BALLOTS UNUSED	152
TOTAL NO PARTY BALLOTS	152
(Will Equal "Total Number of Ballots Sent to Precinct")	

#### PRECINCT TWENTY-TWO

DEMOCRATIC BALLOTS SENT TO PRECINCT	165
ABSENTEE BALLOTS FROM CIRCUIT CLERK'S OFFICE	3
<b>TOTAL DEMOCRATIC BALLOTS SENT TO PRECINCT</b>	<b>168</b>

<b>DEMOCRATIC POLL SLIPS SIGNED</b>	<b>30</b>
-------------------------------------	-----------

DEMOCRATIC BALLOTS VOTED	27
DEMOCRATIC CHALLENGED BALLOTS	3
<b>TOTAL OF BALLOTS VOTED AND CHALLENGED BALLOTS</b>	<b>30</b>

TOTAL OF BALLOTS VOTED AND CHALLENGED BALLOTS	30
DEMOCRATIC BALLOTS SPOILED	1
DEMOCRATIC BALLOTS UNUSED	137
TOTAL DEMOCRATIC BALLOTS	168
(Will Equal "Total Number of Ballots Sent to Precinct")	

REPUBLICAN BALLOTS SENT TO PRECINCT	109
ABSENTEE BALLOTS FROM CIRCUIT CLERK'S OFFICE	0
<b>TOTAL REPUBLICAN BALLOTS SENT TO PRECINCT</b>	<b>109</b>

<b>REPUBLICAN POLL SLIPS SIGNED</b>	<b>5</b>
-------------------------------------	----------

REPUBLICAN BALLOTS VOTED	6
REPUBLICAN CHALLENGED BALLOTS	0



<b>TOTAL OF BALLOTS VOTED AND CHALLENGED BALLOTS</b>	<b>6</b>
TOTAL OF BALLOTS VOTED AND CHALLENGED BALLOTS	6
REPUBLICAN BALLOTS SPOILED	0
REPUBLICAN BALLOTS UNUSED	103
TOTAL REPUBLICAN BALLOTS	109
(Will Equal "Total Number of Ballots Sent to Precinct")	
LIBERTARIAN BALLOTS SENT TO PRECINCT	10
ABSENTEE BALLOTS FROM CIRCUIT CLERK'S OFFICE	0
<b>TOTAL LIBERTARIAN BALLOTS SENT TO PRECINCT</b>	<b>10</b>
<b>LIBERTARIAN POLL SLIPS SIGNED</b>	<b>0</b>
LIBERTARIAN BALLOTS VOTED	0
LIBERTARIAN CHALLENGED BALLOTS	0
<b>TOTAL OF BALLOTS VOTED AND CHALLENGED BALLOTS</b>	<b>0</b>
TOTAL OF BALLOTS VOTED AND CHALLENGED BALLOTS	0
LIBERTARIAN BALLOTS SPOILED	0
LIBERTARIAN BALLOTS UNUSED	10
TOTAL LIBERTARIAN BALLOTS	10
(Will Equal "Total Number of Ballots Sent to Precinct")	

NO PARTY BALLOTS SENT TO PRECINCT	65
ABSENTEE BALLOTS FROM CIRCUIT CLERK'S OFFICE	0
<b>TOTAL NO PARTY BALLOTS SENT TO PRECINCT</b>	<b>65</b>

<b>NO PARTY POLL SLIPS SIGNED</b>	<b>1</b>
(One No Party Poll Slip Signed and used with a Republican Ballot)	

NO PARTY BALLOTS VOTED	0
NO PARTY CHALLENGED BALLOTS	0
<b>TOTAL OF BALLOTS VOTED AND CHALLENGED BALLOTS</b>	<b>0</b>

TOTAL OF BALLOTS VOTED AND CHALLENGED BALLOTS	0
NO PARTY BALLOTS SPOILED	0
NO PARTY BALLOTS UNUSED	65
TOTAL NO PARTY BALLOTS	65
(Will Equal "Total Number of Ballots Sent to Precinct")	

### **PRECINCT TWENTY-THREE**

DEMOCRATIC BALLOTS SENT TO PRECINCT	324
ABSENTEE BALLOTS FROM CIRCUIT CLERK'S OFFICE	4
<b>TOTAL DEMOCRATIC BALLOTS SENT TO PRECINCT</b>	<b>328</b>

<b>DEMOCRATIC POLL SLIPS SIGNED</b>	<b>154</b>
-------------------------------------	------------

DEMOCRATIC BALLOTS VOTED	154
DEMOCRATIC CHALLENGED BALLOTS	0
<b>TOTAL OF BALLOTS VOTED AND CHALLENGED BALLOTS</b>	<b>154</b>

TOTAL OF BALLOTS VOTED AND CHALLENGED BALLOTS	154
DEMOCRATIC BALLOTS SPOILED	0
DEMOCRATIC BALLOTS UNUSED	174
TOTAL DEMOCRATIC BALLOTS	328
(Will Equal "Total Number of Ballots Sent to Precinct")	

REPUBLICAN BALLOTS SENT TO PRECINCT	175
ABSENTEE BALLOTS FROM CIRCUIT CLERK'S OFFICE	2
<b>TOTAL REPUBLICAN BALLOTS SENT TO PRECINCT</b>	<b>177</b>

<b>REPUBLICAN POLL SLIPS SIGNED</b>	<b>62</b>
-------------------------------------	-----------

REPUBLICAN BALLOTS VOTED	60
REPUBLICAN CHALLENGED BALLOTS	2
<b>TOTAL OF BALLOTS VOTED AND CHALLENGED BALLOTS</b>	<b>62</b>

TOTAL OF BALLOTS VOTED AND CHALLENGED BALLOTS	62
REPUBLICAN BALLOTS SPOILED	1
REPUBLICAN BALLOTS UNUSED	114
TOTAL REPUBLICAN BALLOTS	177
(Will Equal "Total Number of Ballots Sent to Precinct")	

LIBERTARIAN BALLOTS SENT TO PRECINCT	10
ABSENTEE BALLOTS FROM CIRCUIT CLERK'S OFFICE	0
<b>TOTAL LIBERTARIAN BALLOTS SENT TO PRECINCT</b>	<b>10</b>

<b>LIBERTARIAN POLL SLIPS SIGNED</b>	<b>0</b>
--------------------------------------	----------

LIBERTARIAN BALLOTS VOTED	0
LIBERTARIAN CHALLENGED BALLOTS	0
<b>TOTAL OF BALLOTS VOTED AND CHALLENGED BALLOTS</b>	<b>0</b>

TOTAL OF BALLOTS VOTED AND CHALLENGED BALLOTS	0
LIBERTARIAN BALLOTS SPOILED	0
LIBERTARIAN BALLOTS UNUSED	10
TOTAL LIBERTARIAN BALLOTS	10
(Will Equal "Total Number of Ballots Sent to Precinct")	

NO PARTY BALLOTS SENT TO PRECINCT	57
ABSENTEE BALLOTS FROM CIRCUIT CLERK'S OFFICE	0
<b>TOTAL NO PARTY BALLOTS SENT TO PRECINCT</b>	<b>57</b>

<b>NO PARTY POLL SLIPS SIGNED</b>	<b>0</b>
-----------------------------------	----------

NO PARTY BALLOTS VOTED	0
NO PARTY CHALLENGED BALLOTS	0
<b>TOTAL OF BALLOTS VOTED AND CHALLENGED BALLOTS</b>	<b>0</b>

TOTAL OF BALLOTS VOTED AND CHALLENGED BALLOTS	0
NO PARTY BALLOTS SPOILED	0
NO PARTY BALLOTS UNUSED	57
TOTAL NO PARTY BALLOTS	57
(Will Equal "Total Number of Ballots Sent to Precinct")	

#### PRECINCT TWENTY-FOUR

DEMOCRATIC BALLOTS SENT TO PRECINCT	310
ABSENTEE BALLOTS FROM CIRCUIT CLERK'S OFFICE	6
<b>TOTAL DEMOCRATIC BALLOTS SENT TO PRECINCT</b>	<b>316</b>

<b>DEMOCRATIC POLL SLIPS SIGNED</b>	<b>156</b>
-------------------------------------	------------

DEMOCRATIC BALLOTS VOTED	153
DEMOCRATIC CHALLENGED BALLOTS	2

<b>TOTAL OF BALLOTS VOTED AND CHALLENGED BALLOTS</b>	<b>155</b>
TOTAL OF BALLOTS VOTED AND CHALLENGED BALLOTS	155
DEMOCRATIC BALLOTS SPOILED	1
DEMOCRATIC BALLOTS UNUSED	160
TOTAL DEMOCRATIC BALLOTS	316
(Will Equal "Total Number of Ballots Sent to Precinct")	
REPUBLICAN BALLOTS SENT TO PRECINCT	197
ABSENTEE BALLOTS FROM CIRCUIT CLERK'S OFFICE	4
<b>TOTAL REPUBLICAN BALLOTS SENT TO PRECINCT</b>	<b>201</b>
<b>REPUBLICAN POLL SLIPS SIGNED</b>	<b>84</b>
REPUBLICAN BALLOTS VOTED	83
REPUBLICAN CHALLENGED BALLOTS	1
<b>TOTAL OF BALLOTS VOTED AND CHALLENGED BALLOTS</b>	<b>84</b>
TOTAL OF BALLOTS VOTED AND CHALLENGED BALLOTS	84
REPUBLICAN BALLOTS SPOILED	0
REPUBLICAN BALLOTS UNUSED	117
TOTAL REPUBLICAN BALLOTS	201
(Will Equal "Total Number of Ballots Sent to Precinct")	
LIBERTARIAN BALLOTS SENT TO PRECINCT	10
ABSENTEE BALLOTS FROM CIRCUIT CLERK'S OFFICE	0
<b>TOTAL LIBERTARIAN BALLOTS SENT TO PRECINCT</b>	<b>10</b>
<b>LIBERTARIAN POLL SLIPS SIGNED</b>	<b>0</b>
LIBERTARIAN BALLOTS VOTED	0
LIBERTARIAN CHALLENGED BALLOTS	0
<b>TOTAL OF BALLOTS VOTED AND CHALLENGED BALLOTS</b>	<b>0</b>
TOTAL OF BALLOTS VOTED AND CHALLENGED BALLOTS	0
LIBERTARIAN BALLOTS SPOILED	0
LIBERTARIAN BALLOTS UNUSED	10
TOTAL LIBERTARIAN BALLOTS	10
(Will Equal "Total Number of Ballots Sent to Precinct")	
NO PARTY BALLOTS SENT TO PRECINCT	46
ABSENTEE BALLOTS FROM CIRCUIT CLERK'S OFFICE	0
<b>TOTAL NO PARTY BALLOTS SENT TO PRECINCT</b>	<b>46</b>
<b>NO PARTY POLL SLIPS SIGNED</b>	<b>2</b>
NO PARTY BALLOTS VOTED	2
NO PARTY CHALLENGED BALLOTS	0
<b>TOTAL OF BALLOTS VOTED AND CHALLENGED BALLOTS</b>	<b>2</b>
TOTAL OF BALLOTS VOTED AND CHALLENGED BALLOTS	2
NO PARTY BALLOTS SPOILED	0
NO PARTY BALLOTS UNUSED	44
TOTAL NO PARTY BALLOTS	46
(Will Equal "Total Number of Ballots Sent to Precinct")	

**PRECINCT TWENTY-FIVE**

DEMOCRATIC BALLOTS SENT TO PRECINCT	384
ABSENTEE BALLOTS FROM CIRCUIT CLERK'S OFFICE	12
<b>TOTAL DEMOCRATIC BALLOTS SENT TO PRECINCT</b>	<b>396</b>
 <b>DEMOCRATIC POLL SLIPS SIGNED</b>	 <b>204</b>
 DEMOCRATIC BALLOTS VOTED	 199
DEMOCRATIC CHALLENGED BALLOTS	5
<b>TOTAL OF BALLOTS VOTED AND CHALLENGED BALLOTS</b>	<b>204</b>
 TOTAL OF BALLOTS VOTED AND CHALLENGED BALLOTS	 204
DEMOCRATIC BALLOTS SPOILED	1
DEMOCRATIC BALLOTS UNUSED	191
TOTAL DEMOCRATIC BALLOTS	396
(Will Equal "Total Number of Ballots Sent to Precinct")	
  REPUBLICAN BALLOTS SENT TO PRECINCT	  82
ABSENTEE BALLOTS FROM CIRCUIT CLERK'S OFFICE	0
<b>TOTAL REPUBLICAN BALLOTS SENT TO PRECINCT</b>	<b>82</b>
 <b>REPUBLICAN POLL SLIPS SIGNED</b>	 <b>28</b>
 REPUBLICAN BALLOTS VOTED	 28
REPUBLICAN CHALLENGED BALLOTS	0
<b>TOTAL OF BALLOTS VOTED AND CHALLENGED BALLOTS</b>	<b>28</b>
 TOTAL OF BALLOTS VOTED AND CHALLENGED BALLOTS	 28
REPUBLICAN BALLOTS SPOILED	0
REPUBLICAN BALLOTS UNUSED	54
TOTAL REPUBLICAN BALLOTS	82
(Will Equal "Total Number of Ballots Sent to Precinct")	
  LIBERTARIAN BALLOTS SENT TO PRECINCT	  10
ABSENTEE BALLOTS FROM CIRCUIT CLERK'S OFFICE	0
<b>TOTAL LIBERTARIAN BALLOTS SENT TO PRECINCT</b>	<b>10</b>
 <b>LIBERTARIAN POLL SLIPS SIGNED</b>	 <b>0</b>
 LIBERTARIAN BALLOTS VOTED	 0
LIBERTARIAN CHALLENGED BALLOTS	0
<b>TOTAL OF BALLOTS VOTED AND CHALLENGED BALLOTS</b>	<b>0</b>
 TOTAL OF BALLOTS VOTED AND CHALLENGED BALLOTS	 0
LIBERTARIAN BALLOTS SPOILED	0
LIBERTARIAN BALLOTS UNUSED	10
TOTAL LIBERTARIAN BALLOTS	10
(Will Equal "Total Number of Ballots Sent to Precinct")	
  NO PARTY BALLOTS SENT TO PRECINCT	  29
ABSENTEE BALLOTS FROM CIRCUIT CLERK'S OFFICE	0
<b>TOTAL NO PARTY BALLOTS SENT TO PRECINCT</b>	<b>29</b>
 <b>NO PARTY POLL SLIPS SIGNED</b>	 <b>1</b>
 NO PARTY BALLOTS VOTED	 1
NO PARTY CHALLENGED BALLOTS	0

<b>TOTAL OF BALLOTS VOTED AND CHALLENGED BALLOTS</b>	<b>1</b>
TOTAL OF BALLOTS VOTED AND CHALLENGED BALLOTS	1
NO PARTY BALLOTS SPOILED	0
NO PARTY BALLOTS UNUSED	28
TOTAL NO PARTY BALLOTS	29
(Will Equal "Total Number of Ballots Sent to Precinct")	

**PRECINCT TWENTY-SIX**

DEMOCRATIC BALLOTS SENT TO PRECINCT	172
ABSENTEE BALLOTS FROM CIRCUIT CLERK'S OFFICE	3
<b>TOTAL DEMOCRATIC BALLOTS SENT TO PRECINCT</b>	<b>175</b>

<b>DEMOCRATIC POLL SLIPS SIGNED</b>	<b>101</b>
-------------------------------------	------------

DEMOCRATIC BALLOTS VOTED	99
DEMOCRATIC CHALLENGED BALLOTS	2
<b>TOTAL OF BALLOTS VOTED AND CHALLENGED BALLOTS</b>	<b>101</b>

TOTAL OF BALLOTS VOTED AND CHALLENGED BALLOTS	101
DEMOCRATIC BALLOTS SPOILED	1
DEMOCRATIC BALLOTS UNUSED	73
TOTAL DEMOCRATIC BALLOTS	175
(Will Equal "Total Number of Ballots Sent to Precinct")	

REPUBLICAN BALLOTS SENT TO PRECINCT	121
ABSENTEE BALLOTS FROM CIRCUIT CLERK'S OFFICE	2
<b>TOTAL REPUBLICAN BALLOTS SENT TO PRECINCT</b>	<b>123</b>

<b>REPUBLICAN POLL SLIPS SIGNED</b>	<b>53</b>
-------------------------------------	-----------

REPUBLICAN BALLOTS VOTED	54
REPUBLICAN CHALLENGED BALLOTS	1
<b>TOTAL OF BALLOTS VOTED AND CHALLENGED BALLOTS</b>	<b>55</b>

TOTAL OF BALLOTS VOTED AND CHALLENGED BALLOTS	55
REPUBLICAN BALLOTS SPOILED	1
REPUBLICAN BALLOTS UNUSED	67
TOTAL REPUBLICAN BALLOTS	123
(Will Equal "Total Number of Ballots Sent to Precinct")	

LIBERTARIAN BALLOTS SENT TO PRECINCT	10
ABSENTEE BALLOTS FROM CIRCUIT CLERK'S OFFICE	0
<b>TOTAL LIBERTARIAN BALLOTS SENT TO PRECINCT</b>	<b>10</b>

<b>LIBERTARIAN POLL SLIPS SIGNED</b>	<b>0</b>
--------------------------------------	----------

LIBERTARIAN BALLOTS VOTED	0
LIBERTARIAN CHALLENGED BALLOTS	0
<b>TOTAL OF BALLOTS VOTED AND CHALLENGED BALLOTS</b>	<b>0</b>

TOTAL OF BALLOTS VOTED AND CHALLENGED BALLOTS	0
LIBERTARIAN BALLOTS SPOILED	0
LIBERTARIAN BALLOTS UNUSED	10
TOTAL LIBERTARIAN BALLOTS	10
(Will Equal "Total Number of Ballots Sent to Precinct")	

NO PARTY BALLOTS SENT TO PRECINCT	22
ABSENTEE BALLOTS FROM CIRCUIT CLERK'S OFFICE	0
<b>TOTAL NO PARTY BALLOTS SENT TO PRECINCT</b>	<b>22</b>

<b>NO PARTY POLL SLIPS SIGNED</b>	<b>0</b>
-----------------------------------	----------

NO PARTY BALLOTS VOTED	0
NO PARTY CHALLENGED BALLOTS	0
<b>TOTAL OF BALLOTS VOTED AND CHALLENGED BALLOTS</b>	<b>0</b>

TOTAL OF BALLOTS VOTED AND CHALLENGED BALLOTS	0
NO PARTY BALLOTS SPOILED	0
NO PARTY BALLOTS UNUSED	22
TOTAL NO PARTY BALLOTS	22
(Will Equal "Total Number of Ballots Sent to Precinct")	

#### PRECINCT THIRTY-FOUR

DEMOCRATIC BALLOTS SENT TO PRECINCT	339
ABSENTEE BALLOTS FROM CIRCUIT CLERK'S OFFICE	3
<b>TOTAL DEMOCRATIC BALLOTS SENT TO PRECINCT</b>	<b>342</b>

<b>DEMOCRATIC POLL SLIPS SIGNED</b>	<b>138</b>
-------------------------------------	------------

DEMOCRATIC BALLOTS VOTED	135
DEMOCRATIC CHALLENGED BALLOTS	3
<b>TOTAL OF BALLOTS VOTED AND CHALLENGED BALLOTS</b>	<b>138</b>

TOTAL OF BALLOTS VOTED AND CHALLENGED BALLOTS	138
DEMOCRATIC BALLOTS SPOILED	1
DEMOCRATIC BALLOTS UNUSED	203
TOTAL DEMOCRATIC BALLOTS	342
(Will Equal "Total Number of Ballots Sent to Precinct")	

REPUBLICAN BALLOTS SENT TO PRECINCT	154
ABSENTEE BALLOTS FROM CIRCUIT CLERK'S OFFICE	1
<b>TOTAL REPUBLICAN BALLOTS SENT TO PRECINCT</b>	<b>155</b>

<b>REPUBLICAN POLL SLIPS SIGNED</b>	<b>54</b>
-------------------------------------	-----------

REPUBLICAN BALLOTS VOTED	53
REPUBLICAN CHALLENGED BALLOTS	1
<b>TOTAL OF BALLOTS VOTED AND CHALLENGED BALLOTS</b>	<b>54</b>

TOTAL OF BALLOTS VOTED AND CHALLENGED BALLOTS	54
REPUBLICAN BALLOTS SPOILED	0
REPUBLICAN BALLOTS UNUSED	101
TOTAL REPUBLICAN BALLOTS	155
(Will Equal "Total Number of Ballots Sent to Precinct")	

LIBERTARIAN BALLOTS SENT TO PRECINCT	10
ABSENTEE BALLOTS FROM CIRCUIT CLERK'S OFFICE	0
<b>TOTAL LIBERTARIAN BALLOTS SENT TO PRECINCT</b>	<b>10</b>

<b>LIBERTARIAN POLL SLIPS SIGNED</b>	<b>0</b>
--------------------------------------	----------

LIBERTARIAN BALLOTS VOTED	0
LIBERTARIAN CHALLENGED BALLOTS	0

<b>TOTAL OF BALLOTS VOTED AND CHALLENGED BALLOTS</b>	<b>0</b>
TOTAL OF BALLOTS VOTED AND CHALLENGED BALLOTS	0
LIBERTARIAN BALLOTS SPOILED	0
LIBERTARIAN BALLOTS UNUSED	10
TOTAL LIBERTARIAN BALLOTS	10
(Will Equal "Total Number of Ballots Sent to Precinct")	

NO PARTY BALLOTS SENT TO PRECINCT	72
ABSENTEE BALLOTS FROM CIRCUIT CLERK'S OFFICE	0
<b>TOTAL NO PARTY BALLOTS SENT TO PRECINCT</b>	<b>72</b>

<b>NO PARTY POLL SLIPS SIGNED</b>	<b>8</b>
-----------------------------------	----------

NO PARTY BALLOTS VOTED	8
NO PARTY CHALLENGED BALLOTS	0
<b>TOTAL OF BALLOTS VOTED AND CHALLENGED BALLOTS</b>	<b>8</b>

TOTAL OF BALLOTS VOTED AND CHALLENGED BALLOTS	8
NO PARTY BALLOTS SPOILED	0
NO PARTY BALLOTS UNUSED	64
TOTAL NO PARTY BALLOTS	72
(Will Equal "Total Number of Ballots Sent to Precinct")	

#### PRECINCT THIRTY-FIVE

DEMOCRATIC BALLOTS SENT TO PRECINCT	313
ABSENTEE BALLOTS FROM CIRCUIT CLERK'S OFFICE	5
<b>TOTAL DEMOCRATIC BALLOTS SENT TO PRECINCT</b>	<b>318</b>

<b>DEMOCRATIC POLL SLIPS SIGNED</b>	<b>115</b>
-------------------------------------	------------

DEMOCRATIC BALLOTS VOTED	111
DEMOCRATIC CHALLENGED BALLOTS	4
<b>TOTAL OF BALLOTS VOTED AND CHALLENGED BALLOTS</b>	<b>115</b>

TOTAL OF BALLOTS VOTED AND CHALLENGED BALLOTS	115
DEMOCRATIC BALLOTS SPOILED	0
DEMOCRATIC BALLOTS UNUSED	203
TOTAL DEMOCRATIC BALLOTS	318
(Will Equal "Total Number of Ballots Sent to Precinct")	

REPUBLICAN BALLOTS SENT TO PRECINCT	136
ABSENTEE BALLOTS FROM CIRCUIT CLERK'S OFFICE	1
<b>TOTAL REPUBLICAN BALLOTS SENT TO PRECINCT</b>	<b>137</b>

<b>REPUBLICAN POLL SLIPS SIGNED</b>	<b>35</b>
-------------------------------------	-----------

REPUBLICAN BALLOTS VOTED	33
REPUBLICAN CHALLENGED BALLOTS	2
<b>TOTAL OF BALLOTS VOTED AND CHALLENGED BALLOTS</b>	<b>35</b>

TOTAL OF BALLOTS VOTED AND CHALLENGED BALLOTS	35
REPUBLICAN BALLOTS SPOILED	0
REPUBLICAN BALLOTS UNUSED	102
TOTAL REPUBLICAN BALLOTS	137
(Will Equal "Total Number of Ballots Sent to Precinct")	

LIBERTARIAN BALLOTS SENT TO PRECINCT	10
ABSENTEE BALLOTS FROM CIRCUIT CLERK'S OFFICE	0
<b>TOTAL LIBERTARIAN BALLOTS SENT TO PRECINCT</b>	<b>10</b>

<b>LIBERTARIAN POLL SLIPS SIGNED</b>	<b>0</b>
--------------------------------------	----------

LIBERTARIAN BALLOTS VOTED	0
LIBERTARIAN CHALLENGED BALLOTS	0
<b>TOTAL OF BALLOTS VOTED AND CHALLENGED BALLOTS</b>	<b>0</b>

TOTAL OF BALLOTS VOTED AND CHALLENGED BALLOTS	0
LIBERTARIAN BALLOTS SPOILED	0
LIBERTARIAN BALLOTS UNUSED	10
TOTAL LIBERTARIAN BALLOTS	10
(Will Equal "Total Number of Ballots Sent to Precinct")	

NO PARTY BALLOTS SENT TO PRECINCT	75
ABSENTEE BALLOTS FROM CIRCUIT CLERK'S OFFICE	0
<b>TOTAL NO PARTY BALLOTS SENT TO PRECINCT</b>	<b>75</b>

<b>NO PARTY POLL SLIPS SIGNED</b>	<b>2</b>
-----------------------------------	----------

NO PARTY BALLOTS VOTED	1
NO PARTY CHALLENGED BALLOTS	0
<b>TOTAL OF BALLOTS VOTED AND CHALLENGED BALLOTS</b>	<b>1</b>

TOTAL OF BALLOTS VOTED AND CHALLENGED BALLOTS	1
NO PARTY BALLOTS SPOILED	1
NO PARTY BALLOTS UNUSED	73
TOTAL NO PARTY BALLOTS	75
(Will Equal "Total Number of Ballots Sent to Precinct")	

#### **PRECINCT THIRTY-SIX**

DEMOCRATIC BALLOTS SENT TO PRECINCT	147
ABSENTEE BALLOTS FROM CIRCUIT CLERK'S OFFICE	5
<b>TOTAL DEMOCRATIC BALLOTS SENT TO PRECINCT</b>	<b>152</b>

<b>DEMOCRATIC POLL SLIPS SIGNED</b>	<b>58</b>
-------------------------------------	-----------

DEMOCRATIC BALLOTS VOTED	57
DEMOCRATIC CHALLENGED BALLOTS	1
<b>TOTAL OF BALLOTS VOTED AND CHALLENGED BALLOTS</b>	<b>58</b>

TOTAL OF BALLOTS VOTED AND CHALLENGED BALLOTS	58
DEMOCRATIC BALLOTS SPOILED	2
DEMOCRATIC BALLOTS UNUSED	92
TOTAL DEMOCRATIC BALLOTS	152
(Will Equal "Total Number of Ballots Sent to Precinct")	

REPUBLICAN BALLOTS SENT TO PRECINCT	138
ABSENTEE BALLOTS FROM CIRCUIT CLERK'S OFFICE	3
<b>TOTAL REPUBLICAN BALLOTS SENT TO PRECINCT</b>	<b>141</b>

<b>REPUBLICAN POLL SLIPS SIGNED</b>	<b>48</b>
-------------------------------------	-----------

REPUBLICAN BALLOTS VOTED	44
REPUBLICAN CHALLENGED BALLOTS	2



<b>TOTAL OF BALLOTS VOTED AND CHALLENGED BALLOTS</b>	<b>46</b>
--	-----------

TOTAL OF BALLOTS VOTED AND CHALLENGED BALLOTS	46
REPUBLICAN BALLOTS SPOILED	0
REPUBLICAN BALLOTS UNUSED	95
TOTAL REPUBLICAN BALLOTS	141
(Will Equal "Total Number of Ballots Sent to Precinct")	

LIBERTARIAN BALLOTS SENT TO PRECINCT	10
ABSENTEE BALLOTS FROM CIRCUIT CLERK'S OFFICE	0
<b>TOTAL LIBERTARIAN BALLOTS SENT TO PRECINCT</b>	<b>10</b>

<b>LIBERTARIAN POLL SLIPS SIGNED</b>	<b>0</b>
--------------------------------------	----------

LIBERTARIAN BALLOTS VOTED	0
LIBERTARIAN CHALLENGED BALLOTS	0
<b>TOTAL OF BALLOTS VOTED AND CHALLENGED BALLOTS</b>	<b>0</b>

TOTAL OF BALLOTS VOTED AND CHALLENGED BALLOTS	0
LIBERTARIAN BALLOTS SPOILED	0
LIBERTARIAN BALLOTS UNUSED	10
TOTAL LIBERTARIAN BALLOTS	10
(Will Equal "Total Number of Ballots Sent to Precinct")	

NO PARTY BALLOTS SENT TO PRECINCT	61
ABSENTEE BALLOTS FROM CIRCUIT CLERK'S OFFICE	0
<b>TOTAL NO PARTY BALLOTS SENT TO PRECINCT</b>	<b>61</b>

<b>NO PARTY POLL SLIPS SIGNED</b>	<b>0</b>
-----------------------------------	----------

NO PARTY BALLOTS VOTED	0
NO PARTY CHALLENGED BALLOTS	0
<b>TOTAL OF BALLOTS VOTED AND CHALLENGED BALLOTS</b>	<b>0</b>

TOTAL OF BALLOTS VOTED AND CHALLENGED BALLOTS	0
NO PARTY BALLOTS SPOILED	1
NO PARTY BALLOTS UNUSED	60
TOTAL NO PARTY BALLOTS	61
(Will Equal "Total Number of Ballots Sent to Precinct")	

**PRECINCT THIRTY-SEVEN**

DEMOCRATIC BALLOTS SENT TO PRECINCT	297
ABSENTEE BALLOTS FROM CIRCUIT CLERK'S OFFICE	1
<b>TOTAL DEMOCRATIC BALLOTS SENT TO PRECINCT</b>	<b>298</b>

<b>DEMOCRATIC POLL SLIPS SIGNED</b>	<b>120</b>
-------------------------------------	------------

DEMOCRATIC BALLOTS VOTED	117
DEMOCRATIC CHALLENGED BALLOTS	3
<b>TOTAL OF BALLOTS VOTED AND CHALLENGED BALLOTS</b>	<b>120</b>

TOTAL OF BALLOTS VOTED AND CHALLENGED BALLOTS	120
DEMOCRATIC BALLOTS SPOILED	0
DEMOCRATIC BALLOTS UNUSED	178
TOTAL DEMOCRATIC BALLOTS	298
(Will Equal "Total Number of Ballots Sent to Precinct")	

REPUBLICAN BALLOTS SENT TO PRECINCT	143
ABSENTEE BALLOTS FROM CIRCUIT CLERK'S OFFICE	1
<b>TOTAL REPUBLICAN BALLOTS SENT TO PRECINCT</b>	<b>144</b>

<b>REPUBLICAN POLL SLIPS SIGNED</b>	<b>59</b>
-------------------------------------	-----------

REPUBLICAN BALLOTS VOTED	56
REPUBLICAN CHALLENGED BALLOTS	3
<b>TOTAL OF BALLOTS VOTED AND CHALLENGED BALLOTS</b>	<b>59</b>

TOTAL OF BALLOTS VOTED AND CHALLENGED BALLOTS	59
REPUBLICAN BALLOTS SPOILED	0
REPUBLICAN BALLOTS UNUSED	85
TOTAL REPUBLICAN BALLOTS	144
(Will Equal "Total Number of Ballots Sent to Precinct")	

LIBERTARIAN BALLOTS SENT TO PRECINCT	10
ABSENTEE BALLOTS FROM CIRCUIT CLERK'S OFFICE	0
<b>TOTAL LIBERTARIAN BALLOTS SENT TO PRECINCT</b>	<b>10</b>

<b>LIBERTARIAN POLL SLIPS SIGNED</b>	<b>6</b>
--------------------------------------	----------

LIBERTARIAN BALLOTS VOTED	6
LIBERTARIAN CHALLENGED BALLOTS	0
<b>TOTAL OF BALLOTS VOTED AND CHALLENGED BALLOTS</b>	<b>6</b>

TOTAL OF BALLOTS VOTED AND CHALLENGED BALLOTS	6
LIBERTARIAN BALLOTS SPOILED	0
LIBERTARIAN BALLOTS UNUSED	4
TOTAL LIBERTARIAN BALLOTS	10
(Will Equal "Total Number of Ballots Sent to Precinct")	

NO PARTY BALLOTS SENT TO PRECINCT	67
ABSENTEE BALLOTS FROM CIRCUIT CLERK'S OFFICE	0
<b>TOTAL NO PARTY BALLOTS SENT TO PRECINCT</b>	<b>67</b>

<b>NO PARTY POLL SLIPS SIGNED</b>	<b>1</b>
-----------------------------------	----------

NO PARTY BALLOTS VOTED	1
NO PARTY CHALLENGED BALLOTS	0
<b>TOTAL OF BALLOTS VOTED AND CHALLENGED BALLOTS</b>	<b>1</b>

TOTAL OF BALLOTS VOTED AND CHALLENGED BALLOTS	1
NO PARTY BALLOTS SPOILED	1
NO PARTY BALLOTS UNUSED	65
TOTAL NO PARTY BALLOTS	67
(Will Equal "Total Number of Ballots Sent to Precinct")	

#### PRECINCT THIRTY-EIGHT A

DEMOCRATIC BALLOTS SENT TO PRECINCT	370
ABSENTEE BALLOTS FROM CIRCUIT CLERK'S OFFICE	4
<b>TOTAL DEMOCRATIC BALLOTS SENT TO PRECINCT</b>	<b>374</b>

<b>DEMOCRATIC POLL SLIPS SIGNED</b>	<b>193</b>
-------------------------------------	------------

DEMOCRATIC BALLOTS VOTED	189
DEMOCRATIC CHALLENGED BALLOTS	4

<b>TOTAL OF BALLOTS VOTED AND CHALLENGED BALLOTS</b>	<b>193</b>
TOTAL OF BALLOTS VOTED AND CHALLENGED BALLOTS	193
DEMOCRATIC BALLOTS SPOILED	0
DEMOCRATIC BALLOTS UNUSED	181
TOTAL DEMOCRATIC BALLOTS	374
(Will Equal "Total Number of Ballots Sent to Precinct")	
REPUBLICAN BALLOTS SENT TO PRECINCT	180
ABSENTEE BALLOTS FROM CIRCUIT CLERK'S OFFICE	2
<b>TOTAL REPUBLICAN BALLOTS SENT TO PRECINCT</b>	<b>182</b>
<b>REPUBLICAN POLL SLIPS SIGNED</b>	<b>64</b>
REPUBLICAN BALLOTS VOTED	64
REPUBLICAN CHALLENGED BALLOTS	0
<b>TOTAL OF BALLOTS VOTED AND CHALLENGED BALLOTS</b>	<b>64</b>
TOTAL OF BALLOTS VOTED AND CHALLENGED BALLOTS	64
REPUBLICAN BALLOTS SPOILED	2
REPUBLICAN BALLOTS UNUSED	116
TOTAL REPUBLICAN BALLOTS	182
(Will Equal "Total Number of Ballots Sent to Precinct")	
LIBERTARIAN BALLOTS SENT TO PRECINCT	10
ABSENTEE BALLOTS FROM CIRCUIT CLERK'S OFFICE	0
<b>TOTAL LIBERTARIAN BALLOTS SENT TO PRECINCT</b>	<b>10</b>
<b>LIBERTARIAN POLL SLIPS SIGNED</b>	<b>0</b>
LIBERTARIAN BALLOTS VOTED	0
LIBERTARIAN CHALLENGED BALLOTS	0
<b>TOTAL OF BALLOTS VOTED AND CHALLENGED BALLOTS</b>	<b>0</b>
TOTAL OF BALLOTS VOTED AND CHALLENGED BALLOTS	0
LIBERTARIAN BALLOTS SPOILED	0
LIBERTARIAN BALLOTS UNUSED	10
TOTAL LIBERTARIAN BALLOTS	10
(Will Equal "Total Number of Ballots Sent to Precinct")	
NO PARTY BALLOTS SENT TO PRECINCT	48
ABSENTEE BALLOTS FROM CIRCUIT CLERK'S OFFICE	0
<b>TOTAL NO PARTY BALLOTS SENT TO PRECINCT</b>	<b>48</b>
<b>NO PARTY POLL SLIPS SIGNED</b>	<b>6</b>
NO PARTY BALLOTS VOTED	6
NO PARTY CHALLENGED BALLOTS	0
<b>TOTAL OF BALLOTS VOTED AND CHALLENGED BALLOTS</b>	<b>6</b>
TOTAL OF BALLOTS VOTED AND CHALLENGED BALLOTS	6
NO PARTY BALLOTS SPOILED	0
NO PARTY BALLOTS UNUSED	42
TOTAL NO PARTY BALLOTS	48
(Will Equal "Total Number of Ballots Sent to Precinct")	

**PRECINCT THIRTY-EIGHT B**

DEMOCRATIC BALLOTS SENT TO PRECINCT	306
ABSENTEE BALLOTS FROM CIRCUIT CLERK'S OFFICE	3
<b>TOTAL DEMOCRATIC BALLOTS SENT TO PRECINCT</b>	<b>309</b>
<b>DEMOCRATIC POLL SLIPS SIGNED</b>	<b>171</b>
DEMOCRATIC BALLOTS VOTED	169
DEMOCRATIC CHALLENGED BALLOTS	1
<b>TOTAL OF BALLOTS VOTED AND CHALLENGED BALLOTS</b>	<b>170</b>
TOTAL OF BALLOTS VOTED AND CHALLENGED BALLOTS	170
DEMOCRATIC BALLOTS SPOILED	2
DEMOCRATIC BALLOTS UNUSED	137
TOTAL DEMOCRATIC BALLOTS	309
(Will Equal "Total Number of Ballots Sent to Precinct")	
REPUBLICAN BALLOTS SENT TO PRECINCT	137
ABSENTEE BALLOTS FROM CIRCUIT CLERK'S OFFICE	2
<b>TOTAL REPUBLICAN BALLOTS SENT TO PRECINCT</b>	<b>139</b>
<b>REPUBLICAN POLL SLIPS SIGNED</b>	<b>55</b>
REPUBLICAN BALLOTS VOTED	55
REPUBLICAN CHALLENGED BALLOTS	1
<b>TOTAL OF BALLOTS VOTED AND CHALLENGED BALLOTS</b>	<b>56</b>
TOTAL OF BALLOTS VOTED AND CHALLENGED BALLOTS	56
REPUBLICAN BALLOTS SPOILED	0
REPUBLICAN BALLOTS UNUSED	83
TOTAL REPUBLICAN BALLOTS	139
(Will Equal "Total Number of Ballots Sent to Precinct")	
LIBERTARIAN BALLOTS SENT TO PRECINCT	10
ABSENTEE BALLOTS FROM CIRCUIT CLERK'S OFFICE	0
<b>TOTAL LIBERTARIAN BALLOTS SENT TO PRECINCT</b>	<b>10</b>
<b>LIBERTARIAN POLL SLIPS SIGNED</b>	<b>0</b>
LIBERTARIAN BALLOTS VOTED	0
LIBERTARIAN CHALLENGED BALLOTS	0
<b>TOTAL OF BALLOTS VOTED AND CHALLENGED BALLOTS</b>	<b>0</b>
TOTAL OF BALLOTS VOTED AND CHALLENGED BALLOTS	0
LIBERTARIAN BALLOTS SPOILED	0
LIBERTARIAN BALLOTS UNUSED	10
TOTAL LIBERTARIAN BALLOTS	10
(Will Equal "Total Number of Ballots Sent to Precinct")	
NO PARTY BALLOTS SENT TO PRECINCT	55
ABSENTEE BALLOTS FROM CIRCUIT CLERK'S OFFICE	0
<b>TOTAL NO PARTY BALLOTS SENT TO PRECINCT</b>	<b>55</b>
<b>NO PARTY POLL SLIPS SIGNED</b>	<b>4</b>
NO PARTY BALLOTS VOTED	4
NO PARTY CHALLENGED BALLOTS	0

<b>TOTAL OF BALLOTS VOTED AND CHALLENGED BALLOTS</b>	<b>4</b>
TOTAL OF BALLOTS VOTED AND CHALLENGED BALLOTS	4
NO PARTY BALLOTS SPOILED	1
NO PARTY BALLOTS UNUSED	50
TOTAL NO PARTY BALLOTS	55
(Will Equal "Total Number of Ballots Sent to Precinct")	

#### **PRECINCT THIRTY-NINE**

DEMOCRATIC BALLOTS SENT TO PRECINCT	417
ABSENTEE BALLOTS FROM CIRCUIT CLERK'S OFFICE	8
<b>TOTAL DEMOCRATIC BALLOTS SENT TO PRECINCT</b>	<b>425</b>

<b>DEMOCRATIC POLL SLIPS SIGNED</b>	<b>137</b>
-------------------------------------	------------

DEMOCRATIC BALLOTS VOTED	127
DEMOCRATIC CHALLENGED BALLOTS	9
<b>TOTAL OF BALLOTS VOTED AND CHALLENGED BALLOTS</b>	<b>136</b>

TOTAL OF BALLOTS VOTED AND CHALLENGED BALLOTS	136
DEMOCRATIC BALLOTS SPOILED	0
DEMOCRATIC BALLOTS UNUSED	289
TOTAL DEMOCRATIC BALLOTS	425
(Will Equal "Total Number of Ballots Sent to Precinct")	

REPUBLICAN BALLOTS SENT TO PRECINCT	230
ABSENTEE BALLOTS FROM CIRCUIT CLERK'S OFFICE	5
<b>TOTAL REPUBLICAN BALLOTS SENT TO PRECINCT</b>	<b>235</b>

<b>REPUBLICAN POLL SLIPS SIGNED</b>	<b>63</b>
-------------------------------------	-----------

REPUBLICAN BALLOTS VOTED	58
REPUBLICAN CHALLENGED BALLOTS	4
<b>TOTAL OF BALLOTS VOTED AND CHALLENGED BALLOTS</b>	<b>62</b>

TOTAL OF BALLOTS VOTED AND CHALLENGED BALLOTS	62
REPUBLICAN BALLOTS SPOILED	0
REPUBLICAN BALLOTS UNUSED	173
TOTAL REPUBLICAN BALLOTS	235
(Will Equal "Total Number of Ballots Sent to Precinct")	

LIBERTARIAN BALLOTS SENT TO PRECINCT	10
ABSENTEE BALLOTS FROM CIRCUIT CLERK'S OFFICE	0
<b>TOTAL LIBERTARIAN BALLOTS SENT TO PRECINCT</b>	<b>10</b>

<b>LIBERTARIAN POLL SLIPS SIGNED</b>	<b>0</b>
--------------------------------------	----------

LIBERTARIAN BALLOTS VOTED	0
LIBERTARIAN CHALLENGED BALLOTS	0
<b>TOTAL OF BALLOTS VOTED AND CHALLENGED BALLOTS</b>	<b>0</b>

TOTAL OF BALLOTS VOTED AND CHALLENGED BALLOTS	0
LIBERTARIAN BALLOTS SPOILED	0
LIBERTARIAN BALLOTS UNUSED	10
TOTAL LIBERTARIAN BALLOTS	10
(Will Equal "Total Number of Ballots Sent to Precinct")	

NO PARTY BALLOTS SENT TO PRECINCT	77
ABSENTEE BALLOTS FROM CIRCUIT CLERK'S OFFICE	0
<b>TOTAL NO PARTY BALLOTS SENT TO PRECINCT</b>	<b>77</b>
 <b>NO PARTY POLL SLIPS SIGNED</b>	 <b>4</b>
 NO PARTY BALLOTS VOTED	 4
NO PARTY CHALLENGED BALLOTS	0
<b>TOTAL OF BALLOTS VOTED AND CHALLENGED BALLOTS</b>	<b>4</b>
 TOTAL OF BALLOTS VOTED AND CHALLENGED BALLOTS	 4
NO PARTY BALLOTS SPOILED	0
NO PARTY BALLOTS UNUSED	73
TOTAL NO PARTY BALLOTS	77
(Will Equal "Total Number of Ballots Sent to Precinct")	

**PRECINCT FORTY**

DEMOCRATIC BALLOTS SENT TO PRECINCT	134
ABSENTEE BALLOTS FROM CIRCUIT CLERK'S OFFICE	1
<b>TOTAL DEMOCRATIC BALLOTS SENT TO PRECINCT</b>	<b>135</b>
 <b>DEMOCRATIC POLL SLIPS SIGNED</b>	 <b>63</b>
 DEMOCRATIC BALLOTS VOTED	 58
DEMOCRATIC CHALLENGED BALLOTS	4
<b>TOTAL OF BALLOTS VOTED AND CHALLENGED BALLOTS</b>	<b>62</b>
 TOTAL OF BALLOTS VOTED AND CHALLENGED BALLOTS	 62
DEMOCRATIC BALLOTS SPOILED	2
DEMOCRATIC BALLOTS UNUSED	71
TOTAL DEMOCRATIC BALLOTS	135
(Will Equal "Total Number of Ballots Sent to Precinct")	
  REPUBLICAN BALLOTS SENT TO PRECINCT	  66
ABSENTEE BALLOTS FROM CIRCUIT CLERK'S OFFICE	1
<b>TOTAL REPUBLICAN BALLOTS SENT TO PRECINCT</b>	<b>67</b>
 <b>REPUBLICAN POLL SLIPS SIGNED</b>	 <b>22</b>
 REPUBLICAN BALLOTS VOTED	 19
REPUBLICAN CHALLENGED BALLOTS	1
<b>TOTAL OF BALLOTS VOTED AND CHALLENGED BALLOTS</b>	<b>20</b>
 TOTAL OF BALLOTS VOTED AND CHALLENGED BALLOTS	 20
REPUBLICAN BALLOTS SPOILED	1
REPUBLICAN BALLOTS UNUSED	46
TOTAL REPUBLICAN BALLOTS	67
(Will Equal "Total Number of Ballots Sent to Precinct")	
  LIBERTARIAN BALLOTS SENT TO PRECINCT	  10
ABSENTEE BALLOTS FROM CIRCUIT CLERK'S OFFICE	0
<b>TOTAL LIBERTARIAN BALLOTS SENT TO PRECINCT</b>	<b>10</b>
 <b>LIBERTARIAN POLL SLIPS SIGNED</b>	 <b>0</b>
 LIBERTARIAN BALLOTS VOTED	 0
LIBERTARIAN CHALLENGED BALLOTS	0

<b>TOTAL OF BALLOTS VOTED AND CHALLENGED BALLOTS</b>	<b>0</b>
TOTAL OF BALLOTS VOTED AND CHALLENGED BALLOTS	0
LIBERTARIAN BALLOTS SPOILED	0
LIBERTARIAN BALLOTS UNUSED	10
TOTAL LIBERTARIAN BALLOTS	10
(Will Equal "Total Number of Ballots Sent to Precinct")	
NO PARTY BALLOTS SENT TO PRECINCT	26
ABSENTEE BALLOTS FROM CIRCUIT CLERK'S OFFICE	0
<b>TOTAL NO PARTY BALLOTS SENT TO PRECINCT</b>	<b>26</b>
<b>NO PARTY POLL SLIPS SIGNED</b>	<b>0</b>
NO PARTY BALLOTS VOTED	0
NO PARTY CHALLENGED BALLOTS	0
<b>TOTAL OF BALLOTS VOTED AND CHALLENGED BALLOTS</b>	<b>0</b>
TOTAL OF BALLOTS VOTED AND CHALLENGED BALLOTS	0
NO PARTY BALLOTS SPOILED	0
NO PARTY BALLOTS UNUSED	26
TOTAL NO PARTY BALLOTS	26
(Will Equal "Total Number of Ballots Sent to Precinct")	

#### PRECINCT FORTY-ONE

DEMOCRATIC BALLOTS SENT TO PRECINCT	118
ABSENTEE BALLOTS FROM CIRCUIT CLERK'S OFFICE	0
<b>TOTAL DEMOCRATIC BALLOTS SENT TO PRECINCT</b>	<b>118</b>
<b>DEMOCRATIC POLL SLIPS SIGNED</b>	<b>63</b>
DEMOCRATIC BALLOTS VOTED	63
DEMOCRATIC CHALLENGED BALLOTS	0
<b>TOTAL OF BALLOTS VOTED AND CHALLENGED BALLOTS</b>	<b>63</b>
TOTAL OF BALLOTS VOTED AND CHALLENGED BALLOTS	63
DEMOCRATIC BALLOTS SPOILED	0
DEMOCRATIC BALLOTS UNUSED	55
TOTAL DEMOCRATIC BALLOTS	118
(Will Equal "Total Number of Ballots Sent to Precinct")	
REPUBLICAN BALLOTS SENT TO PRECINCT	63
ABSENTEE BALLOTS FROM CIRCUIT CLERK'S OFFICE	0
<b>TOTAL REPUBLICAN BALLOTS SENT TO PRECINCT</b>	<b>63</b>
<b>REPUBLICAN POLL SLIPS SIGNED</b>	<b>28</b>
REPUBLICAN BALLOTS VOTED	28
REPUBLICAN CHALLENGED BALLOTS	0
<b>TOTAL OF BALLOTS VOTED AND CHALLENGED BALLOTS</b>	<b>28</b>
TOTAL OF BALLOTS VOTED AND CHALLENGED BALLOTS	28
REPUBLICAN BALLOTS SPOILED	0
REPUBLICAN BALLOTS UNUSED	35
TOTAL REPUBLICAN BALLOTS	63
(Will Equal "Total Number of Ballots Sent to Precinct")	

LIBERTARIAN BALLOTS SENT TO PRECINCT	10
ABSENTEE BALLOTS FROM CIRCUIT CLERK'S OFFICE	0
<b>TOTAL LIBERTARIAN BALLOTS SENT TO PRECINCT</b>	<b>10</b>

<b>LIBERTARIAN POLL SLIPS SIGNED</b>	<b>0</b>
--------------------------------------	----------

LIBERTARIAN BALLOTS VOTED	0
LIBERTARIAN CHALLENGED BALLOTS	0
<b>TOTAL OF BALLOTS VOTED AND CHALLENGED BALLOTS</b>	<b>0</b>

TOTAL OF BALLOTS VOTED AND CHALLENGED BALLOTS	0
LIBERTARIAN BALLOTS SPOILED	0
LIBERTARIAN BALLOTS UNUSED	10
TOTAL LIBERTARIAN BALLOTS	10
(Will Equal "Total Number of Ballots Sent to Precinct")	

NO PARTY BALLOTS SENT TO PRECINCT	12
ABSENTEE BALLOTS FROM CIRCUIT CLERK'S OFFICE	0
<b>TOTAL NO PARTY BALLOTS SENT TO PRECINCT</b>	<b>12</b>

<b>NO PARTY POLL SLIPS SIGNED</b>	<b>2</b>
-----------------------------------	----------

NO PARTY BALLOTS VOTED	0
NO PARTY CHALLENGED BALLOTS	2
<b>TOTAL OF BALLOTS VOTED AND CHALLENGED BALLOTS</b>	<b>2</b>

TOTAL OF BALLOTS VOTED AND CHALLENGED BALLOTS	2
NO PARTY BALLOTS SPOILED	0
NO PARTY BALLOTS UNUSED	10
TOTAL NO PARTY BALLOTS	12
(Will Equal "Total Number of Ballots Sent to Precinct")	

#### PRECINCT FORTY-TWO

DEMOCRATIC BALLOTS SENT TO PRECINCT	218
ABSENTEE BALLOTS FROM CIRCUIT CLERK'S OFFICE	1
<b>TOTAL DEMOCRATIC BALLOTS SENT TO PRECINCT</b>	<b>219</b>

<b>DEMOCRATIC POLL SLIPS SIGNED</b>	<b>104</b>
-------------------------------------	------------

DEMOCRATIC BALLOTS VOTED	103
DEMOCRATIC CHALLENGED BALLOTS	1
<b>TOTAL OF BALLOTS VOTED AND CHALLENGED BALLOTS</b>	<b>104</b>

TOTAL OF BALLOTS VOTED AND CHALLENGED BALLOTS	104
DEMOCRATIC BALLOTS SPOILED	0
DEMOCRATIC BALLOTS UNUSED	115
TOTAL DEMOCRATIC BALLOTS	219
(Will Equal "Total Number of Ballots Sent to Precinct")	

REPUBLICAN BALLOTS SENT TO PRECINCT	106
ABSENTEE BALLOTS FROM CIRCUIT CLERK'S OFFICE	0
<b>TOTAL REPUBLICAN BALLOTS SENT TO PRECINCT</b>	<b>106</b>

<b>REPUBLICAN POLL SLIPS SIGNED</b>	<b>43</b>
-------------------------------------	-----------

REPUBLICAN BALLOTS VOTED	43
REPUBLICAN CHALLENGED BALLOTS	0



<b>TOTAL OF BALLOTS VOTED AND CHALLENGED BALLOTS</b>	<b>43</b>
TOTAL OF BALLOTS VOTED AND CHALLENGED BALLOTS	43
REPUBLICAN BALLOTS SPOILED	0
REPUBLICAN BALLOTS UNUSED	63
TOTAL REPUBLICAN BALLOTS	106
(Will Equal "Total Number of Ballots Sent to Precinct")	
LIBERTARIAN BALLOTS SENT TO PRECINCT	10
ABSENTEE BALLOTS FROM CIRCUIT CLERK'S OFFICE	0
<b>TOTAL LIBERTARIAN BALLOTS SENT TO PRECINCT</b>	<b>10</b>
<b>LIBERTARIAN POLL SLIPS SIGNED</b>	<b>0</b>
LIBERTARIAN BALLOTS VOTED	0
LIBERTARIAN CHALLENGED BALLOTS	0
<b>TOTAL OF BALLOTS VOTED AND CHALLENGED BALLOTS</b>	<b>0</b>
TOTAL OF BALLOTS VOTED AND CHALLENGED BALLOTS	0
LIBERTARIAN BALLOTS SPOILED	0
LIBERTARIAN BALLOTS UNUSED	10
TOTAL LIBERTARIAN BALLOTS	10
(Will Equal "Total Number of Ballots Sent to Precinct")	

NO PARTY BALLOTS SENT TO PRECINCT	32
ABSENTEE BALLOTS FROM CIRCUIT CLERK'S OFFICE	0
<b>TOTAL NO PARTY BALLOTS SENT TO PRECINCT</b>	<b>32</b>
<b>NO PARTY POLL SLIPS SIGNED</b>	<b>2</b>
NO PARTY BALLOTS VOTED	2
NO PARTY CHALLENGED BALLOTS	0
<b>TOTAL OF BALLOTS VOTED AND CHALLENGED BALLOTS</b>	<b>2</b>
TOTAL OF BALLOTS VOTED AND CHALLENGED BALLOTS	2
NO PARTY BALLOTS SPOILED	0
NO PARTY BALLOTS UNUSED	30
TOTAL NO PARTY BALLOTS	32
(Will Equal "Total Number of Ballots Sent to Precinct")	

#### **PRECINCT FORTY-FOUR**

DEMOCRATIC BALLOTS SENT TO PRECINCT	441
ABSENTEE BALLOTS FROM CIRCUIT CLERK'S OFFICE	2
<b>TOTAL DEMOCRATIC BALLOTS SENT TO PRECINCT</b>	<b>443</b>
<b>DEMOCRATIC POLL SLIPS SIGNED</b>	<b>239</b>
DEMOCRATIC BALLOTS VOTED	239
DEMOCRATIC CHALLENGED BALLOTS	3
<b>TOTAL OF BALLOTS VOTED AND CHALLENGED BALLOTS</b>	<b>242</b>
TOTAL OF BALLOTS VOTED AND CHALLENGED BALLOTS	242
DEMOCRATIC BALLOTS SPOILED	0
DEMOCRATIC BALLOTS UNUSED	201
TOTAL DEMOCRATIC BALLOTS	443
(Will Equal "Total Number of Ballots Sent to Precinct")	

REPUBLICAN BALLOTS SENT TO PRECINCT	108
ABSENTEE BALLOTS FROM CIRCUIT CLERK'S OFFICE	1
<b>TOTAL REPUBLICAN BALLOTS SENT TO PRECINCT</b>	<b>109</b>

<b>REPUBLICAN POLL SLIPS SIGNED</b>	<b>73</b>
-------------------------------------	-----------

REPUBLICAN BALLOTS VOTED	71
REPUBLICAN CHALLENGED BALLOTS	2
<b>TOTAL OF BALLOTS VOTED AND CHALLENGED BALLOTS</b>	<b>73</b>

TOTAL OF BALLOTS VOTED AND CHALLENGED BALLOTS	73
REPUBLICAN BALLOTS SPOILED	1
REPUBLICAN BALLOTS UNUSED	35
TOTAL REPUBLICAN BALLOTS	109
(Will Equal "Total Number of Ballots Sent to Precinct")	

LIBERTARIAN BALLOTS SENT TO PRECINCT	10
ABSENTEE BALLOTS FROM CIRCUIT CLERK'S OFFICE	0
<b>TOTAL LIBERTARIAN BALLOTS SENT TO PRECINCT</b>	<b>10</b>

<b>LIBERTARIAN POLL SLIPS SIGNED</b>	<b>0</b>
--------------------------------------	----------

LIBERTARIAN BALLOTS VOTED	0
LIBERTARIAN CHALLENGED BALLOTS	0
<b>TOTAL OF BALLOTS VOTED AND CHALLENGED BALLOTS</b>	<b>0</b>

TOTAL OF BALLOTS VOTED AND CHALLENGED BALLOTS	0
LIBERTARIAN BALLOTS SPOILED	0
LIBERTARIAN BALLOTS UNUSED	10
TOTAL LIBERTARIAN BALLOTS	10
(Will Equal "Total Number of Ballots Sent to Precinct")	

NO PARTY BALLOTS SENT TO PRECINCT	51
ABSENTEE BALLOTS FROM CIRCUIT CLERK'S OFFICE	0
<b>TOTAL NO PARTY BALLOTS SENT TO PRECINCT</b>	<b>51</b>

<b>NO PARTY POLL SLIPS SIGNED</b>	<b>3</b>
-----------------------------------	----------

NO PARTY BALLOTS VOTED	3
NO PARTY CHALLENGED BALLOTS	0
<b>TOTAL OF BALLOTS VOTED AND CHALLENGED BALLOTS</b>	<b>3</b>

TOTAL OF BALLOTS VOTED AND CHALLENGED BALLOTS	3
NO PARTY BALLOTS SPOILED	0
NO PARTY BALLOTS UNUSED	48
TOTAL NO PARTY BALLOTS	51
(Will Equal "Total Number of Ballots Sent to Precinct")	

#### PRECINCT FORTY-SIX

DEMOCRATIC BALLOTS SENT TO PRECINCT	329
ABSENTEE BALLOTS FROM CIRCUIT CLERK'S OFFICE	3
<b>TOTAL DEMOCRATIC BALLOTS SENT TO PRECINCT</b>	<b>332</b>

<b>DEMOCRATIC POLL SLIPS SIGNED</b>	<b>125</b>
-------------------------------------	------------

DEMOCRATIC BALLOTS VOTED	119
DEMOCRATIC CHALLENGED BALLOTS	4

<b>TOTAL OF BALLOTS VOTED AND CHALLENGED BALLOTS</b>	<b>123</b>
TOTAL OF BALLOTS VOTED AND CHALLENGED BALLOTS	123
DEMOCRATIC BALLOTS SPOILED	2
DEMOCRATIC BALLOTS UNUSED	207
TOTAL DEMOCRATIC BALLOTS	332
(Will Equal "Total Number of Ballots Sent to Precinct")	
REPUBLICAN BALLOTS SENT TO PRECINCT	68
ABSENTEE BALLOTS FROM CIRCUIT CLERK'S OFFICE	0
<b>TOTAL REPUBLICAN BALLOTS SENT TO PRECINCT</b>	<b>68</b>
<b>REPUBLICAN POLL SLIPS SIGNED</b>	<b>25</b>
REPUBLICAN BALLOTS VOTED	19
REPUBLICAN CHALLENGED BALLOTS	5
<b>TOTAL OF BALLOTS VOTED AND CHALLENGED BALLOTS</b>	<b>24</b>
TOTAL OF BALLOTS VOTED AND CHALLENGED BALLOTS	24
REPUBLICAN BALLOTS SPOILED	1
REPUBLICAN BALLOTS UNUSED	43
TOTAL REPUBLICAN BALLOTS	68
(Will Equal "Total Number of Ballots Sent to Precinct")	
LIBERTARIAN BALLOTS SENT TO PRECINCT	10
ABSENTEE BALLOTS FROM CIRCUIT CLERK'S OFFICE	0
<b>TOTAL LIBERTARIAN BALLOTS SENT TO PRECINCT</b>	<b>10</b>
<b>LIBERTARIAN POLL SLIPS SIGNED</b>	<b>2</b>
LIBERTARIAN BALLOTS VOTED	2
LIBERTARIAN CHALLENGED BALLOTS	0
<b>TOTAL OF BALLOTS VOTED AND CHALLENGED BALLOTS</b>	<b>2</b>
TOTAL OF BALLOTS VOTED AND CHALLENGED BALLOTS	2
LIBERTARIAN BALLOTS SPOILED	0
LIBERTARIAN BALLOTS UNUSED	8
TOTAL LIBERTARIAN BALLOTS	10
(Will Equal "Total Number of Ballots Sent to Precinct")	
NO PARTY BALLOTS SENT TO PRECINCT	38
ABSENTEE BALLOTS FROM CIRCUIT CLERK'S OFFICE	0
<b>TOTAL NO PARTY BALLOTS SENT TO PRECINCT</b>	<b>38</b>
<b>NO PARTY POLL SLIPS SIGNED</b>	<b>0</b>
NO PARTY BALLOTS VOTED	0
NO PARTY CHALLENGED BALLOTS	0
<b>TOTAL OF BALLOTS VOTED AND CHALLENGED BALLOTS</b>	<b>0</b>
TOTAL OF BALLOTS VOTED AND CHALLENGED BALLOTS	0
NO PARTY BALLOTS SPOILED	0
NO PARTY BALLOTS UNUSED	38
TOTAL NO PARTY BALLOTS	38
(Will Equal "Total Number of Ballots Sent to Precinct")	

**PRECINCT FORTY-SEVEN**

DEMOCRATIC BALLOTS SENT TO PRECINCT	300
ABSENTEE BALLOTS FROM CIRCUIT CLERK'S OFFICE	3
<b>TOTAL DEMOCRATIC BALLOTS SENT TO PRECINCT</b>	<b>303</b>
 <b>DEMOCRATIC POLL SLIPS SIGNED</b>	 <b>141</b>
 DEMOCRATIC BALLOTS VOTED	 141
DEMOCRATIC CHALLENGED BALLOTS	3
<b>TOTAL OF BALLOTS VOTED AND CHALLENGED BALLOTS</b>	<b>144</b>
 TOTAL OF BALLOTS VOTED AND CHALLENGED BALLOTS	 144
DEMOCRATIC BALLOTS SPOILED	1
DEMOCRATIC BALLOTS UNUSED	158
TOTAL DEMOCRATIC BALLOTS	303
(Will Equal "Total Number of Ballots Sent to Precinct")	
  REPUBLICAN BALLOTS SENT TO PRECINCT	  51
ABSENTEE BALLOTS FROM CIRCUIT CLERK'S OFFICE	1
<b>TOTAL REPUBLICAN BALLOTS SENT TO PRECINCT</b>	<b>52</b>
 <b>REPUBLICAN POLL SLIPS SIGNED</b>	 <b>19</b>
 REPUBLICAN BALLOTS VOTED	 19
REPUBLICAN CHALLENGED BALLOTS	1
<b>TOTAL OF BALLOTS VOTED AND CHALLENGED BALLOTS</b>	<b>20</b>
 TOTAL OF BALLOTS VOTED AND CHALLENGED BALLOTS	 20
REPUBLICAN BALLOTS SPOILED	0
REPUBLICAN BALLOTS UNUSED	32
TOTAL REPUBLICAN BALLOTS	52
(Will Equal "Total Number of Ballots Sent to Precinct")	
  LIBERTARIAN BALLOTS SENT TO PRECINCT	  10
ABSENTEE BALLOTS FROM CIRCUIT CLERK'S OFFICE	0
<b>TOTAL LIBERTARIAN BALLOTS SENT TO PRECINCT</b>	<b>10</b>
 <b>LIBERTARIAN POLL SLIPS SIGNED</b>	 <b>0</b>
 LIBERTARIAN BALLOTS VOTED	 0
LIBERTARIAN CHALLENGED BALLOTS	0
<b>TOTAL OF BALLOTS VOTED AND CHALLENGED BALLOTS</b>	<b>0</b>
 TOTAL OF BALLOTS VOTED AND CHALLENGED BALLOTS	 0
LIBERTARIAN BALLOTS SPOILED	0
LIBERTARIAN BALLOTS UNUSED	10
TOTAL LIBERTARIAN BALLOTS	10
(Will Equal "Total Number of Ballots Sent to Precinct")	
  NO PARTY BALLOTS SENT TO PRECINCT	  29
ABSENTEE BALLOTS FROM CIRCUIT CLERK'S OFFICE	0
<b>TOTAL NO PARTY BALLOTS SENT TO PRECINCT</b>	<b>29</b>
 <b>NO PARTY POLL SLIPS SIGNED</b>	 <b>0</b>
 NO PARTY BALLOTS VOTED	 1
NO PARTY CHALLENGED BALLOTS	0

<b>TOTAL OF BALLOTS VOTED AND CHALLENGED BALLOTS</b>	<b>1</b>
TOTAL OF BALLOTS VOTED AND CHALLENGED BALLOTS	1
NO PARTY BALLOTS SPOILED	0
NO PARTY BALLOTS UNUSED	28
TOTAL NO PARTY BALLOTS	29
(Will Equal "Total Number of Ballots Sent to Precinct")	

**PRECINCT FORTY-EIGHT**

DEMOCRATIC BALLOTS SENT TO PRECINCT	245
ABSENTEE BALLOTS FROM CIRCUIT CLERK'S OFFICE	2
<b>TOTAL DEMOCRATIC BALLOTS SENT TO PRECINCT</b>	<b>247</b>

<b>DEMOCRATIC POLL SLIPS SIGNED</b>	<b>117</b>
-------------------------------------	------------

DEMOCRATIC BALLOTS VOTED	104
DEMOCRATIC CHALLENGED BALLOTS	13
<b>TOTAL OF BALLOTS VOTED AND CHALLENGED BALLOTS</b>	<b>117</b>

TOTAL OF BALLOTS VOTED AND CHALLENGED BALLOTS	117
DEMOCRATIC BALLOTS SPOILED	0
DEMOCRATIC BALLOTS UNUSED	130
TOTAL DEMOCRATIC BALLOTS	247
(Will Equal "Total Number of Ballots Sent to Precinct")	

REPUBLICAN BALLOTS SENT TO PRECINCT	39
ABSENTEE BALLOTS FROM CIRCUIT CLERK'S OFFICE	0
<b>TOTAL REPUBLICAN BALLOTS SENT TO PRECINCT</b>	<b>39</b>

<b>REPUBLICAN POLL SLIPS SIGNED</b>	<b>6</b>
-------------------------------------	----------

REPUBLICAN BALLOTS VOTED	4
REPUBLICAN CHALLENGED BALLOTS	2
<b>TOTAL OF BALLOTS VOTED AND CHALLENGED BALLOTS</b>	<b>6</b>

TOTAL OF BALLOTS VOTED AND CHALLENGED BALLOTS	6
REPUBLICAN BALLOTS SPOILED	0
REPUBLICAN BALLOTS UNUSED	33
TOTAL REPUBLICAN BALLOTS	39
(Will Equal "Total Number of Ballots Sent to Precinct")	

LIBERTARIAN BALLOTS SENT TO PRECINCT	10
ABSENTEE BALLOTS FROM CIRCUIT CLERK'S OFFICE	0
<b>TOTAL LIBERTARIAN BALLOTS SENT TO PRECINCT</b>	<b>10</b>

<b>LIBERTARIAN POLL SLIPS SIGNED</b>	<b>0</b>
--------------------------------------	----------

LIBERTARIAN BALLOTS VOTED	0
LIBERTARIAN CHALLENGED BALLOTS	0
<b>TOTAL OF BALLOTS VOTED AND CHALLENGED BALLOTS</b>	<b>0</b>

TOTAL OF BALLOTS VOTED AND CHALLENGED BALLOTS	0
LIBERTARIAN BALLOTS SPOILED	0
LIBERTARIAN BALLOTS UNUSED	10
TOTAL LIBERTARIAN BALLOTS	10
(Will Equal "Total Number of Ballots Sent to Precinct")	

NO PARTY BALLOTS SENT TO PRECINCT	37
ABSENTEE BALLOTS FROM CIRCUIT CLERK'S OFFICE	0
<b>TOTAL NO PARTY BALLOTS SENT TO PRECINCT</b>	<b>37</b>

<b>NO PARTY POLL SLIPS SIGNED</b>	<b>1</b>
-----------------------------------	----------

NO PARTY BALLOTS VOTED	1
NO PARTY CHALLENGED BALLOTS	0
<b>TOTAL OF BALLOTS VOTED AND CHALLENGED BALLOTS</b>	<b>1</b>

TOTAL OF BALLOTS VOTED AND CHALLENGED BALLOTS	1
NO PARTY BALLOTS SPOILED	1
NO PARTY BALLOTS UNUSED	35
TOTAL NO PARTY BALLOTS	37
(Will Equal "Total Number of Ballots Sent to Precinct")	

#### PRECINCT FORTY-NINE

DEMOCRATIC BALLOTS SENT TO PRECINCT	90
ABSENTEE BALLOTS FROM CIRCUIT CLERK'S OFFICE	2
<b>TOTAL DEMOCRATIC BALLOTS SENT TO PRECINCT</b>	<b>92</b>

<b>DEMOCRATIC POLL SLIPS SIGNED</b>	<b>39</b>
-------------------------------------	-----------

DEMOCRATIC BALLOTS VOTED	37
DEMOCRATIC CHALLENGED BALLOTS	2
<b>TOTAL OF BALLOTS VOTED AND CHALLENGED BALLOTS</b>	<b>39</b>

TOTAL OF BALLOTS VOTED AND CHALLENGED BALLOTS	39
DEMOCRATIC BALLOTS SPOILED	1
DEMOCRATIC BALLOTS UNUSED	52
TOTAL DEMOCRATIC BALLOTS	92
(Will Equal "Total Number of Ballots Sent to Precinct")	

REPUBLICAN BALLOTS SENT TO PRECINCT	30
ABSENTEE BALLOTS FROM CIRCUIT CLERK'S OFFICE	1
<b>TOTAL REPUBLICAN BALLOTS SENT TO PRECINCT</b>	<b>31</b>

<b>REPUBLICAN POLL SLIPS SIGNED</b>	<b>20</b>
-------------------------------------	-----------

REPUBLICAN BALLOTS VOTED	20
REPUBLICAN CHALLENGED BALLOTS	0
<b>TOTAL OF BALLOTS VOTED AND CHALLENGED BALLOTS</b>	<b>20</b>

TOTAL OF BALLOTS VOTED AND CHALLENGED BALLOTS	20
REPUBLICAN BALLOTS SPOILED	2
REPUBLICAN BALLOTS UNUSED	9
TOTAL REPUBLICAN BALLOTS	31
(Will Equal "Total Number of Ballots Sent to Precinct")	

LIBERTARIAN BALLOTS SENT TO PRECINCT	10
ABSENTEE BALLOTS FROM CIRCUIT CLERK'S OFFICE	0
<b>TOTAL LIBERTARIAN BALLOTS SENT TO PRECINCT</b>	<b>10</b>

<b>LIBERTARIAN POLL SLIPS SIGNED</b>	<b>0</b>
--------------------------------------	----------

LIBERTARIAN BALLOTS VOTED	0
LIBERTARIAN CHALLENGED BALLOTS	0

<b>TOTAL OF BALLOTS VOTED AND CHALLENGED BALLOTS</b>	<b>0</b>
TOTAL OF BALLOTS VOTED AND CHALLENGED BALLOTS	0
LIBERTARIAN BALLOTS SPOILED	0
LIBERTARIAN BALLOTS UNUSED	10
TOTAL LIBERTARIAN BALLOTS	10
(Will Equal "Total Number of Ballots Sent to Precinct")	
NO PARTY BALLOTS SENT TO PRECINCT	26
ABSENTEE BALLOTS FROM CIRCUIT CLERK'S OFFICE	0
<b>TOTAL NO PARTY BALLOTS SENT TO PRECINCT</b>	<b>26</b>
<b>NO PARTY POLL SLIPS SIGNED</b>	<b>0</b>
NO PARTY BALLOTS VOTED	0
NO PARTY CHALLENGED BALLOTS	0
<b>TOTAL OF BALLOTS VOTED AND CHALLENGED BALLOTS</b>	<b>0</b>
TOTAL OF BALLOTS VOTED AND CHALLENGED BALLOTS	0
NO PARTY BALLOTS SPOILED	0
NO PARTY BALLOTS UNUSED	26
TOTAL NO PARTY BALLOTS	26
(Will Equal "Total Number of Ballots Sent to Precinct")	

#### PRECINCT FIFTY-ONE

DEMOCRATIC BALLOTS SENT TO PRECINCT	160
ABSENTEE BALLOTS FROM CIRCUIT CLERK'S OFFICE	2
<b>TOTAL DEMOCRATIC BALLOTS SENT TO PRECINCT</b>	<b>162</b>
<b>DEMOCRATIC POLL SLIPS SIGNED</b>	<b>70</b>
DEMOCRATIC BALLOTS VOTED	70
DEMOCRATIC CHALLENGED BALLOTS	0
<b>TOTAL OF BALLOTS VOTED AND CHALLENGED BALLOTS</b>	<b>70</b>
TOTAL OF BALLOTS VOTED AND CHALLENGED BALLOTS	70
DEMOCRATIC BALLOTS SPOILED	0
DEMOCRATIC BALLOTS UNUSED	92
TOTAL DEMOCRATIC BALLOTS	162
(Will Equal "Total Number of Ballots Sent to Precinct")	
REPUBLICAN BALLOTS SENT TO PRECINCT	73
ABSENTEE BALLOTS FROM CIRCUIT CLERK'S OFFICE	1
<b>TOTAL REPUBLICAN BALLOTS SENT TO PRECINCT</b>	<b>74</b>
<b>REPUBLICAN POLL SLIPS SIGNED</b>	<b>29</b>
REPUBLICAN BALLOTS VOTED	29
REPUBLICAN CHALLENGED BALLOTS	0
<b>TOTAL OF BALLOTS VOTED AND CHALLENGED BALLOTS</b>	<b>29</b>
TOTAL OF BALLOTS VOTED AND CHALLENGED BALLOTS	29
REPUBLICAN BALLOTS SPOILED	0
REPUBLICAN BALLOTS UNUSED	45
TOTAL REPUBLICAN BALLOTS	74
(Will Equal "Total Number of Ballots Sent to Precinct")	

LIBERTARIAN BALLOTS SENT TO PRECINCT	10
ABSENTEE BALLOTS FROM CIRCUIT CLERK'S OFFICE	0
<b>TOTAL LIBERTARIAN BALLOTS SENT TO PRECINCT</b>	<b>10</b>

<b>LIBERTARIAN POLL SLIPS SIGNED</b>	<b>0</b>
--------------------------------------	----------

LIBERTARIAN BALLOTS VOTED	0
LIBERTARIAN CHALLENGED BALLOTS	0
<b>TOTAL OF BALLOTS VOTED AND CHALLENGED BALLOTS</b>	<b>0</b>

TOTAL OF BALLOTS VOTED AND CHALLENGED BALLOTS	0
LIBERTARIAN BALLOTS SPOILED	0
LIBERTARIAN BALLOTS UNUSED	10
TOTAL LIBERTARIAN BALLOTS	10
(Will Equal "Total Number of Ballots Sent to Precinct")	

NO PARTY BALLOTS SENT TO PRECINCT	23
ABSENTEE BALLOTS FROM CIRCUIT CLERK'S OFFICE	0
<b>TOTAL NO PARTY BALLOTS SENT TO PRECINCT</b>	<b>23</b>

<b>NO PARTY POLL SLIPS SIGNED</b>	<b>2</b>
-----------------------------------	----------

NO PARTY BALLOTS VOTED	2
NO PARTY CHALLENGED BALLOTS	0
<b>TOTAL OF BALLOTS VOTED AND CHALLENGED BALLOTS</b>	<b>2</b>

TOTAL OF BALLOTS VOTED AND CHALLENGED BALLOTS	2
NO PARTY BALLOTS SPOILED	2
NO PARTY BALLOTS UNUSED	21
TOTAL NO PARTY BALLOTS	23
(Will Equal "Total Number of Ballots Sent to Precinct")	

#### PRECINCT FIFTY-TWO

DEMOCRATIC BALLOTS SENT TO PRECINCT	205
ABSENTEE BALLOTS FROM CIRCUIT CLERK'S OFFICE	2
<b>TOTAL DEMOCRATIC BALLOTS SENT TO PRECINCT</b>	<b>207</b>

<b>DEMOCRATIC POLL SLIPS SIGNED</b>	<b>98</b>
-------------------------------------	-----------

DEMOCRATIC BALLOTS VOTED	98
DEMOCRATIC CHALLENGED BALLOTS	0
<b>TOTAL OF BALLOTS VOTED AND CHALLENGED BALLOTS</b>	<b>98</b>

TOTAL OF BALLOTS VOTED AND CHALLENGED BALLOTS	98
DEMOCRATIC BALLOTS SPOILED	0
DEMOCRATIC BALLOTS UNUSED	109
TOTAL DEMOCRATIC BALLOTS	207
(Will Equal "Total Number of Ballots Sent to Precinct")	

REPUBLICAN BALLOTS SENT TO PRECINCT	68
ABSENTEE BALLOTS FROM CIRCUIT CLERK'S OFFICE	0
<b>TOTAL REPUBLICAN BALLOTS SENT TO PRECINCT</b>	<b>68</b>

<b>REPUBLICAN POLL SLIPS SIGNED</b>	<b>23</b>
-------------------------------------	-----------

REPUBLICAN BALLOTS VOTED	21
REPUBLICAN CHALLENGED BALLOTS	2



<b>TOTAL OF BALLOTS VOTED AND CHALLENGED BALLOTS</b>	<b>23</b>
--	-----------

TOTAL OF BALLOTS VOTED AND CHALLENGED BALLOTS	23
REPUBLICAN BALLOTS SPOILED	0
REPUBLICAN BALLOTS UNUSED	45
TOTAL REPUBLICAN BALLOTS	68
(Will Equal "Total Number of Ballots Sent to Precinct")	

LIBERTARIAN BALLOTS SENT TO PRECINCT	10
ABSENTEE BALLOTS FROM CIRCUIT CLERK'S OFFICE	0
<b>TOTAL LIBERTARIAN BALLOTS SENT TO PRECINCT</b>	<b>10</b>

<b>LIBERTARIAN POLL SLIPS SIGNED</b>	<b>0</b>
--------------------------------------	----------

LIBERTARIAN BALLOTS VOTED	0
LIBERTARIAN CHALLENGED BALLOTS	0
<b>TOTAL OF BALLOTS VOTED AND CHALLENGED BALLOTS</b>	<b>0</b>

TOTAL OF BALLOTS VOTED AND CHALLENGED BALLOTS	0
LIBERTARIAN BALLOTS SPOILED	0
LIBERTARIAN BALLOTS UNUSED	10
TOTAL LIBERTARIAN BALLOTS	10
(Will Equal "Total Number of Ballots Sent to Precinct")	

NO PARTY BALLOTS SENT TO PRECINCT	15
ABSENTEE BALLOTS FROM CIRCUIT CLERK'S OFFICE	0
<b>TOTAL NO PARTY BALLOTS SENT TO PRECINCT</b>	<b>15</b>

<b>NO PARTY POLL SLIPS SIGNED</b>	<b>0</b>
-----------------------------------	----------

NO PARTY BALLOTS VOTED	0
NO PARTY CHALLENGED BALLOTS	0
<b>TOTAL OF BALLOTS VOTED AND CHALLENGED BALLOTS</b>	<b>0</b>

TOTAL OF BALLOTS VOTED AND CHALLENGED BALLOTS	0
NO PARTY BALLOTS SPOILED	0
NO PARTY BALLOTS UNUSED	15
TOTAL NO PARTY BALLOTS	15
(Will Equal "Total Number of Ballots Sent to Precinct")	

**PRECINCT FIFTY-THREE**

DEMOCRATIC BALLOTS SENT TO PRECINCT	229
ABSENTEE BALLOTS FROM CIRCUIT CLERK'S OFFICE	5
<b>TOTAL DEMOCRATIC BALLOTS SENT TO PRECINCT</b>	<b>234</b>

<b>DEMOCRATIC POLL SLIPS SIGNED</b>	<b>84</b>
-------------------------------------	-----------

DEMOCRATIC BALLOTS VOTED	84
DEMOCRATIC CHALLENGED BALLOTS	0
<b>TOTAL OF BALLOTS VOTED AND CHALLENGED BALLOTS</b>	<b>84</b>

TOTAL OF BALLOTS VOTED AND CHALLENGED BALLOTS	84
DEMOCRATIC BALLOTS SPOILED	0
DEMOCRATIC BALLOTS UNUSED	150
TOTAL DEMOCRATIC BALLOTS	234
(Will Equal "Total Number of Ballots Sent to Precinct")	

REPUBLICAN BALLOTS SENT TO PRECINCT	140
ABSENTEE BALLOTS FROM CIRCUIT CLERK'S OFFICE	2
<b>TOTAL REPUBLICAN BALLOTS SENT TO PRECINCT</b>	<b>142</b>
 <b>REPUBLICAN POLL SLIPS SIGNED</b>	 <b>35</b>
 REPUBLICAN BALLOTS VOTED	 34
REPUBLICAN CHALLENGED BALLOTS	0
<b>TOTAL OF BALLOTS VOTED AND CHALLENGED BALLOTS</b>	<b>34</b>
 TOTAL OF BALLOTS VOTED AND CHALLENGED BALLOTS	 34
REPUBLICAN BALLOTS SPOILED	1
REPUBLICAN BALLOTS UNUSED	107
TOTAL REPUBLICAN BALLOTS	142
(Gave a person a No Party Ballot and a Republican Poll Slip. No Party Ballot should have been spoiled, but the Republican one was.)	
(Will Equal "Total Number of Ballots Sent to Precinct")	

LIBERTARIAN BALLOTS SENT TO PRECINCT	10
ABSENTEE BALLOTS FROM CIRCUIT CLERK'S OFFICE	0
<b>TOTAL LIBERTARIAN BALLOTS SENT TO PRECINCT</b>	<b>10</b>

<b>LIBERTARIAN POLL SLIPS SIGNED</b>	<b>0</b>
--------------------------------------	----------

LIBERTARIAN BALLOTS VOTED	0
LIBERTARIAN CHALLENGED BALLOTS	0
<b>TOTAL OF BALLOTS VOTED AND CHALLENGED BALLOTS</b>	<b>0</b>

TOTAL OF BALLOTS VOTED AND CHALLENGED BALLOTS	0
LIBERTARIAN BALLOTS SPOILED	0
LIBERTARIAN BALLOTS UNUSED	10
TOTAL LIBERTARIAN BALLOTS	10
(Will Equal "Total Number of Ballots Sent to Precinct")	

NO PARTY BALLOTS SENT TO PRECINCT	40
ABSENTEE BALLOTS FROM CIRCUIT CLERK'S OFFICE	0
<b>TOTAL NO PARTY BALLOTS SENT TO PRECINCT</b>	<b>40</b>

<b>NO PARTY POLL SLIPS SIGNED</b>	<b>0</b>
-----------------------------------	----------

NO PARTY BALLOTS VOTED	0
NO PARTY CHALLENGED BALLOTS	0
<b>TOTAL OF BALLOTS VOTED AND CHALLENGED BALLOTS</b>	<b>0</b>

TOTAL OF BALLOTS VOTED AND CHALLENGED BALLOTS	0
NO PARTY BALLOTS SPOILED	1
NO PARTY BALLOTS UNUSED	39
TOTAL NO PARTY BALLOTS	40
(Will Equal "Total Number of Ballots Sent to Precinct")	

#### **PRECINCT FIFTY-FOUR**

DEMOCRATIC BALLOTS SENT TO PRECINCT	260
ABSENTEE BALLOTS FROM CIRCUIT CLERK'S OFFICE	6
<b>TOTAL DEMOCRATIC BALLOTS SENT TO PRECINCT</b>	<b>266</b>

<b>DEMOCRATIC POLL SLIPS SIGNED</b>	<b>113</b>
-------------------------------------	------------

DEMOCRATIC BALLOTS VOTED	113
DEMOCRATIC CHALLENGED BALLOTS	0
<b>TOTAL OF BALLOTS VOTED AND CHALLENGED BALLOTS</b>	<b>113</b>
 TOTAL OF BALLOTS VOTED AND CHALLENGED BALLOTS	 113
DEMOCRATIC BALLOTS SPOILED	0
DEMOCRATIC BALLOTS UNUSED	153
TOTAL DEMOCRATIC BALLOTS	266
(Will Equal "Total Number of Ballots Sent to Precinct")	
 REPUBLICAN BALLOTS SENT TO PRECINCT	 126
ABSENTEE BALLOTS FROM CIRCUIT CLERK'S OFFICE	1
<b>TOTAL REPUBLICAN BALLOTS SENT TO PRECINCT</b>	<b>127</b>
 <b>REPUBLICAN POLL SLIPS SIGNED</b>	 <b>56</b>
 REPUBLICAN BALLOTS VOTED	 55
REPUBLICAN CHALLENGED BALLOTS	1
<b>TOTAL OF BALLOTS VOTED AND CHALLENGED BALLOTS</b>	<b>56</b>
 TOTAL OF BALLOTS VOTED AND CHALLENGED BALLOTS	 56
REPUBLICAN BALLOTS SPOILED	0
REPUBLICAN BALLOTS UNUSED	71
TOTAL REPUBLICAN BALLOTS	127
(Will Equal "Total Number of Ballots Sent to Precinct")	
 LIBERTARIAN BALLOTS SENT TO PRECINCT	 10
ABSENTEE BALLOTS FROM CIRCUIT CLERK'S OFFICE	0
<b>TOTAL LIBERTARIAN BALLOTS SENT TO PRECINCT</b>	<b>10</b>
 <b>LIBERTARIAN POLL SLIPS SIGNED</b>	 <b>0</b>
 LIBERTARIAN BALLOTS VOTED	 0
LIBERTARIAN CHALLENGED BALLOTS	0
<b>TOTAL OF BALLOTS VOTED AND CHALLENGED BALLOTS</b>	<b>0</b>
 TOTAL OF BALLOTS VOTED AND CHALLENGED BALLOTS	 0
LIBERTARIAN BALLOTS SPOILED	0
LIBERTARIAN BALLOTS UNUSED	10
TOTAL LIBERTARIAN BALLOTS	10
(Will Equal "Total Number of Ballots Sent to Precinct")	
 NO PARTY BALLOTS SENT TO PRECINCT	 31
ABSENTEE BALLOTS FROM CIRCUIT CLERK'S OFFICE	0
<b>TOTAL NO PARTY BALLOTS SENT TO PRECINCT</b>	<b>31</b>
 <b>NO PARTY POLL SLIPS SIGNED</b>	 <b>4</b>
 NO PARTY BALLOTS VOTED	 4
NO PARTY CHALLENGED BALLOTS	0
<b>TOTAL OF BALLOTS VOTED AND CHALLENGED BALLOTS</b>	<b>4</b>
 TOTAL OF BALLOTS VOTED AND CHALLENGED BALLOTS	 4
NO PARTY BALLOTS SPOILED	0
NO PARTY BALLOTS UNUSED	27
TOTAL NO PARTY BALLOTS	31
(Will Equal "Total Number of Ballots Sent to Precinct")	

**PRECINCT FIFTY-FIVE**

DEMOCRATIC BALLOTS SENT TO PRECINCT	204
ABSENTEE BALLOTS FROM CIRCUIT CLERK'S OFFICE	4
<b>TOTAL DEMOCRATIC BALLOTS SENT TO PRECINCT</b>	<b>208</b>
 <b>DEMOCRATIC POLL SLIPS SIGNED</b>	 <b>93</b>
 DEMOCRATIC BALLOTS VOTED	 93
DEMOCRATIC CHALLENGED BALLOTS	2
<b>TOTAL OF BALLOTS VOTED AND CHALLENGED BALLOTS</b>	<b>95</b>
 TOTAL OF BALLOTS VOTED AND CHALLENGED BALLOTS	 95
DEMOCRATIC BALLOTS SPOILED	0
DEMOCRATIC BALLOTS UNUSED	113
TOTAL DEMOCRATIC BALLOTS	208
(Will Equal "Total Number of Ballots Sent to Precinct")	
  REPUBLICAN BALLOTS SENT TO PRECINCT	  99
ABSENTEE BALLOTS FROM CIRCUIT CLERK'S OFFICE	0
<b>TOTAL REPUBLICAN BALLOTS SENT TO PRECINCT</b>	<b>99</b>
 <b>REPUBLICAN POLL SLIPS SIGNED</b>	 <b>40</b>
 REPUBLICAN BALLOTS VOTED	 39
REPUBLICAN CHALLENGED BALLOTS	1
<b>TOTAL OF BALLOTS VOTED AND CHALLENGED BALLOTS</b>	<b>40</b>
 TOTAL OF BALLOTS VOTED AND CHALLENGED BALLOTS	 40
REPUBLICAN BALLOTS SPOILED	0
REPUBLICAN BALLOTS UNUSED	59
TOTAL REPUBLICAN BALLOTS	99
(Will Equal "Total Number of Ballots Sent to Precinct")	
  LIBERTARIAN BALLOTS SENT TO PRECINCT	  10
ABSENTEE BALLOTS FROM CIRCUIT CLERK'S OFFICE	0
<b>TOTAL LIBERTARIAN BALLOTS SENT TO PRECINCT</b>	<b>10</b>
 <b>LIBERTARIAN POLL SLIPS SIGNED</b>	 <b>3</b>
 LIBERTARIAN BALLOTS VOTED	 3
LIBERTARIAN CHALLENGED BALLOTS	0
<b>TOTAL OF BALLOTS VOTED AND CHALLENGED BALLOTS</b>	<b>3</b>
 TOTAL OF BALLOTS VOTED AND CHALLENGED BALLOTS	 3
LIBERTARIAN BALLOTS SPOILED	0
LIBERTARIAN BALLOTS UNUSED	7
TOTAL LIBERTARIAN BALLOTS	10
(Will Equal "Total Number of Ballots Sent to Precinct")	
  NO PARTY BALLOTS SENT TO PRECINCT	  29
ABSENTEE BALLOTS FROM CIRCUIT CLERK'S OFFICE	0
<b>TOTAL NO PARTY BALLOTS SENT TO PRECINCT</b>	<b>29</b>
 <b>NO PARTY POLL SLIPS SIGNED</b>	 <b>0</b>
 NO PARTY BALLOTS VOTED	 0
NO PARTY CHALLENGED BALLOTS	0

<b>TOTAL OF BALLOTS VOTED AND CHALLENGED BALLOTS</b>	<b>0</b>
TOTAL OF BALLOTS VOTED AND CHALLENGED BALLOTS	0
NO PARTY BALLOTS SPOILED	0
NO PARTY BALLOTS UNUSED	29
TOTAL NO PARTY BALLOTS	29
(Will Equal "Total Number of Ballots Sent to Precinct")	

**PRECINCT FIFTY-SIX**

DEMOCRATIC BALLOTS SENT TO PRECINCT	53
ABSENTEE BALLOTS FROM CIRCUIT CLERK'S OFFICE	1
<b>TOTAL DEMOCRATIC BALLOTS SENT TO PRECINCT</b>	<b>54</b>

<b>DEMOCRATIC POLL SLIPS SIGNED</b>	<b>30</b>
-------------------------------------	-----------

DEMOCRATIC BALLOTS VOTED	27
DEMOCRATIC CHALLENGED BALLOTS	3
<b>TOTAL OF BALLOTS VOTED AND CHALLENGED BALLOTS</b>	<b>30</b>

TOTAL OF BALLOTS VOTED AND CHALLENGED BALLOTS	30
DEMOCRATIC BALLOTS SPOILED	0
DEMOCRATIC BALLOTS UNUSED	24
TOTAL DEMOCRATIC BALLOTS	54
(Will Equal "Total Number of Ballots Sent to Precinct")	

REPUBLICAN BALLOTS SENT TO PRECINCT	17
ABSENTEE BALLOTS FROM CIRCUIT CLERK'S OFFICE	0
<b>TOTAL REPUBLICAN BALLOTS SENT TO PRECINCT</b>	<b>17</b>

<b>REPUBLICAN POLL SLIPS SIGNED</b>	<b>12</b>
-------------------------------------	-----------

REPUBLICAN BALLOTS VOTED	12
REPUBLICAN CHALLENGED BALLOTS	0
<b>TOTAL OF BALLOTS VOTED AND CHALLENGED BALLOTS</b>	<b>12</b>

TOTAL OF BALLOTS VOTED AND CHALLENGED BALLOTS	12
REPUBLICAN BALLOTS SPOILED	0
REPUBLICAN BALLOTS UNUSED	5
TOTAL REPUBLICAN BALLOTS	17
(Will Equal "Total Number of Ballots Sent to Precinct")	

LIBERTARIAN BALLOTS SENT TO PRECINCT	10
ABSENTEE BALLOTS FROM CIRCUIT CLERK'S OFFICE	0
<b>TOTAL LIBERTARIAN BALLOTS SENT TO PRECINCT</b>	<b>10</b>

<b>LIBERTARIAN POLL SLIPS SIGNED</b>	<b>0</b>
--------------------------------------	----------

LIBERTARIAN BALLOTS VOTED	0
LIBERTARIAN CHALLENGED BALLOTS	0
<b>TOTAL OF BALLOTS VOTED AND CHALLENGED BALLOTS</b>	<b>0</b>

TOTAL OF BALLOTS VOTED AND CHALLENGED BALLOTS	0
LIBERTARIAN BALLOTS SPOILED	0
LIBERTARIAN BALLOTS UNUSED	10
TOTAL LIBERTARIAN BALLOTS	10
(Will Equal "Total Number of Ballots Sent to Precinct")	

NO PARTY BALLOTS SENT TO PRECINCT	11
ABSENTEE BALLOTS FROM CIRCUIT CLERK'S OFFICE	0
<b>TOTAL NO PARTY BALLOTS SENT TO PRECINCT</b>	<b>11</b>

<b>NO PARTY POLL SLIPS SIGNED</b>	<b>2</b>
-----------------------------------	----------

NO PARTY BALLOTS VOTED	2
NO PARTY CHALLENGED BALLOTS	0
<b>TOTAL OF BALLOTS VOTED AND CHALLENGED BALLOTS</b>	<b>2</b>

TOTAL OF BALLOTS VOTED AND CHALLENGED BALLOTS	2
NO PARTY BALLOTS SPOILED	0
NO PARTY BALLOTS UNUSED	9
TOTAL NO PARTY BALLOTS	11
(Will Equal "Total Number of Ballots Sent to Precinct")	

#### PRECINCT FIFTY-EIGHT

DEMOCRATIC BALLOTS SENT TO PRECINCT	63
ABSENTEE BALLOTS FROM CIRCUIT CLERK'S OFFICE	2
<b>TOTAL DEMOCRATIC BALLOTS SENT TO PRECINCT</b>	<b>65</b>

<b>DEMOCRATIC POLL SLIPS SIGNED</b>	<b>37</b>
-------------------------------------	-----------

DEMOCRATIC BALLOTS VOTED	37
DEMOCRATIC CHALLENGED BALLOTS	0
<b>TOTAL OF BALLOTS VOTED AND CHALLENGED BALLOTS</b>	<b>37</b>

TOTAL OF BALLOTS VOTED AND CHALLENGED BALLOTS	37
DEMOCRATIC BALLOTS SPOILED	0
DEMOCRATIC BALLOTS UNUSED	28
TOTAL DEMOCRATIC BALLOTS	65
(Will Equal "Total Number of Ballots Sent to Precinct")	

REPUBLICAN BALLOTS SENT TO PRECINCT	32
ABSENTEE BALLOTS FROM CIRCUIT CLERK'S OFFICE	0
<b>TOTAL REPUBLICAN BALLOTS SENT TO PRECINCT</b>	<b>32</b>

<b>REPUBLICAN POLL SLIPS SIGNED</b>	<b>17</b>
-------------------------------------	-----------

REPUBLICAN BALLOTS VOTED	17
REPUBLICAN CHALLENGED BALLOTS	0
<b>TOTAL OF BALLOTS VOTED AND CHALLENGED BALLOTS</b>	<b>17</b>

TOTAL OF BALLOTS VOTED AND CHALLENGED BALLOTS	17
REPUBLICAN BALLOTS SPOILED	0
REPUBLICAN BALLOTS UNUSED	15
TOTAL REPUBLICAN BALLOTS	32
(Will Equal "Total Number of Ballots Sent to Precinct")	

LIBERTARIAN BALLOTS SENT TO PRECINCT	10
ABSENTEE BALLOTS FROM CIRCUIT CLERK'S OFFICE	0
<b>TOTAL LIBERTARIAN BALLOTS SENT TO PRECINCT</b>	<b>10</b>

<b>LIBERTARIAN POLL SLIPS SIGNED</b>	<b>0</b>
--------------------------------------	----------

LIBERTARIAN BALLOTS VOTED	0
LIBERTARIAN CHALLENGED BALLOTS	0

<b>TOTAL OF BALLOTS VOTED AND CHALLENGED BALLOTS</b>	<b>0</b>
TOTAL OF BALLOTS VOTED AND CHALLENGED BALLOTS	0
LIBERTARIAN BALLOTS SPOILED	0
LIBERTARIAN BALLOTS UNUSED	10
TOTAL LIBERTARIAN BALLOTS	10
(Will Equal "Total Number of Ballots Sent to Precinct")	
NO PARTY BALLOTS SENT TO PRECINCT	5
ABSENTEE BALLOTS FROM CIRCUIT CLERK'S OFFICE	0
<b>TOTAL NO PARTY BALLOTS SENT TO PRECINCT</b>	<b>5</b>
<b>NO PARTY POLL SLIPS SIGNED</b>	<b>0</b>
NO PARTY BALLOTS VOTED	0
NO PARTY CHALLENGED BALLOTS	0
<b>TOTAL OF BALLOTS VOTED AND CHALLENGED BALLOTS</b>	<b>0</b>
TOTAL OF BALLOTS VOTED AND CHALLENGED BALLOTS	0
NO PARTY BALLOTS SPOILED	0
NO PARTY BALLOTS UNUSED	5
TOTAL NO PARTY BALLOTS	5
(Will Equal "Total Number of Ballots Sent to Precinct")	

#### PRECINCT FIFTY-NINE

DEMOCRATIC BALLOTS SENT TO PRECINCT	376
ABSENTEE BALLOTS FROM CIRCUIT CLERK'S OFFICE	2
<b>TOTAL DEMOCRATIC BALLOTS SENT TO PRECINCT</b>	<b>378</b>
<b>DEMOCRATIC POLL SLIPS SIGNED</b>	<b>176</b>
DEMOCRATIC BALLOTS VOTED	175
DEMOCRATIC CHALLENGED BALLOTS	1
<b>TOTAL OF BALLOTS VOTED AND CHALLENGED BALLOTS</b>	<b>176</b>
TOTAL OF BALLOTS VOTED AND CHALLENGED BALLOTS	176
DEMOCRATIC BALLOTS SPOILED	0
DEMOCRATIC BALLOTS UNUSED	202
TOTAL DEMOCRATIC BALLOTS	378
(Will Equal "Total Number of Ballots Sent to Precinct")	
REPUBLICAN BALLOTS SENT TO PRECINCT	194
ABSENTEE BALLOTS FROM CIRCUIT CLERK'S OFFICE	2
<b>TOTAL REPUBLICAN BALLOTS SENT TO PRECINCT</b>	<b>196</b>
<b>REPUBLICAN POLL SLIPS SIGNED</b>	<b>87</b>
(Two Republican voters were given No Party Poll Slips)	
REPUBLICAN BALLOTS VOTED	89
REPUBLICAN CHALLENGED BALLOTS	0
<b>TOTAL OF BALLOTS VOTED AND CHALLENGED BALLOTS</b>	<b>89</b>
TOTAL OF BALLOTS VOTED AND CHALLENGED BALLOTS	89
REPUBLICAN BALLOTS SPOILED	0
REPUBLICAN BALLOTS UNUSED	107
TOTAL REPUBLICAN BALLOTS	196
(Will Equal "Total Number of Ballots Sent to Precinct")	

LIBERTARIAN BALLOTS SENT TO PRECINCT	10
ABSENTEE BALLOTS FROM CIRCUIT CLERK'S OFFICE	0
<b>TOTAL LIBERTARIAN BALLOTS SENT TO PRECINCT</b>	<b>10</b>

<b>LIBERTARIAN POLL SLIPS SIGNED</b>	<b>0</b>
--------------------------------------	----------

LIBERTARIAN BALLOTS VOTED	0
LIBERTARIAN CHALLENGED BALLOTS	0
<b>TOTAL OF BALLOTS VOTED AND CHALLENGED BALLOTS</b>	<b>0</b>

TOTAL OF BALLOTS VOTED AND CHALLENGED BALLOTS	0
LIBERTARIAN BALLOTS SPOILED	0
LIBERTARIAN BALLOTS UNUSED	10
TOTAL LIBERTARIAN BALLOTS	10
(Will Equal "Total Number of Ballots Sent to Precinct")	

NO PARTY BALLOTS SENT TO PRECINCT	34
ABSENTEE BALLOTS FROM CIRCUIT CLERK'S OFFICE	0
<b>TOTAL NO PARTY BALLOTS SENT TO PRECINCT</b>	<b>34</b>

<b>NO PARTY POLL SLIPS SIGNED</b>	<b>2</b>
-----------------------------------	----------

NO PARTY BALLOTS VOTED	0
NO PARTY CHALLENGED BALLOTS	0
<b>TOTAL OF BALLOTS VOTED AND CHALLENGED BALLOTS</b>	<b>0</b>

TOTAL OF BALLOTS VOTED AND CHALLENGED BALLOTS	0
NO PARTY BALLOTS SPOILED	0
NO PARTY BALLOTS UNUSED	34
TOTAL NO PARTY BALLOTS	34
(Will Equal "Total Number of Ballots Sent to Precinct")	

#### PRECINCT SIXTY

DEMOCRATIC BALLOTS SENT TO PRECINCT	187
ABSENTEE BALLOTS FROM CIRCUIT CLERK'S OFFICE	1
<b>TOTAL DEMOCRATIC BALLOTS SENT TO PRECINCT</b>	<b>188</b>

<b>DEMOCRATIC POLL SLIPS SIGNED</b>	<b>92</b>
-------------------------------------	-----------

DEMOCRATIC BALLOTS VOTED	88
DEMOCRATIC CHALLENGED BALLOTS	4
<b>TOTAL OF BALLOTS VOTED AND CHALLENGED BALLOTS</b>	<b>92</b>

TOTAL OF BALLOTS VOTED AND CHALLENGED BALLOTS	92
DEMOCRATIC BALLOTS SPOILED	0
DEMOCRATIC BALLOTS UNUSED	96
TOTAL DEMOCRATIC BALLOTS	188
(Will Equal "Total Number of Ballots Sent to Precinct")	

REPUBLICAN BALLOTS SENT TO PRECINCT	88
ABSENTEE BALLOTS FROM CIRCUIT CLERK'S OFFICE	0
<b>TOTAL REPUBLICAN BALLOTS SENT TO PRECINCT</b>	<b>88</b>

<b>REPUBLICAN POLL SLIPS SIGNED</b>	<b>31</b>
-------------------------------------	-----------

REPUBLICAN BALLOTS VOTED	31
REPUBLICAN CHALLENGED BALLOTS	0



<b>TOTAL OF BALLOTS VOTED AND CHALLENGED BALLOTS</b>	<b>31</b>
TOTAL OF BALLOTS VOTED AND CHALLENGED BALLOTS	31
REPUBLICAN BALLOTS SPOILED	0
REPUBLICAN BALLOTS UNUSED	57
TOTAL REPUBLICAN BALLOTS	88
(Will Equal "Total Number of Ballots Sent to Precinct")	
LIBERTARIAN BALLOTS SENT TO PRECINCT	10
ABSENTEE BALLOTS FROM CIRCUIT CLERK'S OFFICE	0
<b>TOTAL LIBERTARIAN BALLOTS SENT TO PRECINCT</b>	<b>10</b>
<b>LIBERTARIAN POLL SLIPS SIGNED</b>	<b>0</b>
LIBERTARIAN BALLOTS VOTED	0
LIBERTARIAN CHALLENGED BALLOTS	0
<b>TOTAL OF BALLOTS VOTED AND CHALLENGED BALLOTS</b>	<b>0</b>
TOTAL OF BALLOTS VOTED AND CHALLENGED BALLOTS	0
LIBERTARIAN BALLOTS SPOILED	0
LIBERTARIAN BALLOTS UNUSED	10
TOTAL LIBERTARIAN BALLOTS	10
(Will Equal "Total Number of Ballots Sent to Precinct")	

NO PARTY BALLOTS SENT TO PRECINCT	33
ABSENTEE BALLOTS FROM CIRCUIT CLERK'S OFFICE	0
<b>TOTAL NO PARTY BALLOTS SENT TO PRECINCT</b>	<b>33</b>
<b>NO PARTY POLL SLIPS SIGNED</b>	<b>1</b>
NO PARTY BALLOTS VOTED	1
NO PARTY CHALLENGED BALLOTS	0
<b>TOTAL OF BALLOTS VOTED AND CHALLENGED BALLOTS</b>	<b>1</b>
TOTAL OF BALLOTS VOTED AND CHALLENGED BALLOTS	1
NO PARTY BALLOTS SPOILED	0
NO PARTY BALLOTS UNUSED	32
TOTAL NO PARTY BALLOTS	33
(Will Equal "Total Number of Ballots Sent to Precinct")	

#### **PRECINCT SIXTY-ONE A**

DEMOCRATIC BALLOTS SENT TO PRECINCT	301
ABSENTEE BALLOTS FROM CIRCUIT CLERK'S OFFICE	8
<b>TOTAL DEMOCRATIC BALLOTS SENT TO PRECINCT</b>	<b>309</b>
<b>DEMOCRATIC POLL SLIPS SIGNED</b>	<b>164</b>
DEMOCRATIC BALLOTS VOTED	162
DEMOCRATIC CHALLENGED BALLOTS	1
<b>TOTAL OF BALLOTS VOTED AND CHALLENGED BALLOTS</b>	<b>163</b>
TOTAL OF BALLOTS VOTED AND CHALLENGED BALLOTS	163
DEMOCRATIC BALLOTS SPOILED	0
DEMOCRATIC BALLOTS UNUSED	146
TOTAL DEMOCRATIC BALLOTS	309
(Will Equal "Total Number of Ballots Sent to Precinct")	

REPUBLICAN BALLOTS SENT TO PRECINCT	174
ABSENTEE BALLOTS FROM CIRCUIT CLERK'S OFFICE	4
<b>TOTAL REPUBLICAN BALLOTS SENT TO PRECINCT</b>	<b>178</b>

<b>REPUBLICAN POLL SLIPS SIGNED</b>	<b>64</b>
-------------------------------------	-----------

REPUBLICAN BALLOTS VOTED	62
REPUBLICAN CHALLENGED BALLOTS	2
<b>TOTAL OF BALLOTS VOTED AND CHALLENGED BALLOTS</b>	<b>64</b>

TOTAL OF BALLOTS VOTED AND CHALLENGED BALLOTS	64
REPUBLICAN BALLOTS SPOILED	0
REPUBLICAN BALLOTS UNUSED	114
TOTAL REPUBLICAN BALLOTS	178
(Will Equal "Total Number of Ballots Sent to Precinct")	

LIBERTARIAN BALLOTS SENT TO PRECINCT	10
ABSENTEE BALLOTS FROM CIRCUIT CLERK'S OFFICE	0
<b>TOTAL LIBERTARIAN BALLOTS SENT TO PRECINCT</b>	<b>10</b>

<b>LIBERTARIAN POLL SLIPS SIGNED</b>	<b>0</b>
--------------------------------------	----------

LIBERTARIAN BALLOTS VOTED	0
LIBERTARIAN CHALLENGED BALLOTS	0
<b>TOTAL OF BALLOTS VOTED AND CHALLENGED BALLOTS</b>	<b>0</b>

TOTAL OF BALLOTS VOTED AND CHALLENGED BALLOTS	0
LIBERTARIAN BALLOTS SPOILED	0
LIBERTARIAN BALLOTS UNUSED	10
TOTAL LIBERTARIAN BALLOTS	10
(Will Equal "Total Number of Ballots Sent to Precinct")	

NO PARTY BALLOTS SENT TO PRECINCT	57
ABSENTEE BALLOTS FROM CIRCUIT CLERK'S OFFICE	0
<b>TOTAL NO PARTY BALLOTS SENT TO PRECINCT</b>	<b>57</b>

<b>NO PARTY POLL SLIPS SIGNED</b>	<b>4</b>
-----------------------------------	----------

NO PARTY BALLOTS VOTED	4
NO PARTY CHALLENGED BALLOTS	0
<b>TOTAL OF BALLOTS VOTED AND CHALLENGED BALLOTS</b>	<b>4</b>

TOTAL OF BALLOTS VOTED AND CHALLENGED BALLOTS	4
NO PARTY BALLOTS SPOILED	53
NO PARTY BALLOTS UNUSED	0
TOTAL NO PARTY BALLOTS	57
(Will Equal "Total Number of Ballots Sent to Precinct")	

# **PRECINCT SIXTY-ONE B**

DEMOCRATIC BALLOTS SENT TO PRECINCT	249
ABSENTEE BALLOTS FROM CIRCUIT CLERK'S OFFICE	2
<b>TOTAL DEMOCRATIC BALLOTS SENT TO PRECINCT</b>	<b>251</b>

<b>DEMOCRATIC POLL SLIPS SIGNED</b>	<b>118</b>
-------------------------------------	------------

DEMOCRATIC BALLOTS VOTED	117
DEMOCRATIC CHALLENGED BALLOTS	0

<b>TOTAL OF BALLOTS VOTED AND CHALLENGED BALLOTS</b>	<b>117</b>
TOTAL OF BALLOTS VOTED AND CHALLENGED BALLOTS	117
DEMOCRATIC BALLOTS SPOILED	1
DEMOCRATIC BALLOTS UNUSED	133
TOTAL DEMOCRATIC BALLOTS	251
(Will Equal "Total Number of Ballots Sent to Precinct")	
REPUBLICAN BALLOTS SENT TO PRECINCT	142
ABSENTEE BALLOTS FROM CIRCUIT CLERK'S OFFICE	2
<b>TOTAL REPUBLICAN BALLOTS SENT TO PRECINCT</b>	<b>144</b>
<b>REPUBLICAN POLL SLIPS SIGNED</b>	<b>53</b>
REPUBLICAN BALLOTS VOTED	53
REPUBLICAN CHALLENGED BALLOTS	0
<b>TOTAL OF BALLOTS VOTED AND CHALLENGED BALLOTS</b>	<b>53</b>
TOTAL OF BALLOTS VOTED AND CHALLENGED BALLOTS	53
REPUBLICAN BALLOTS SPOILED	0
REPUBLICAN BALLOTS UNUSED	91
TOTAL REPUBLICAN BALLOTS	144
(Will Equal "Total Number of Ballots Sent to Precinct")	
LIBERTARIAN BALLOTS SENT TO PRECINCT	10
ABSENTEE BALLOTS FROM CIRCUIT CLERK'S OFFICE	0
<b>TOTAL LIBERTARIAN BALLOTS SENT TO PRECINCT</b>	<b>10</b>
<b>LIBERTARIAN POLL SLIPS SIGNED</b>	<b>1</b>
LIBERTARIAN BALLOTS VOTED	1
LIBERTARIAN CHALLENGED BALLOTS	0
<b>TOTAL OF BALLOTS VOTED AND CHALLENGED BALLOTS</b>	<b>1</b>
TOTAL OF BALLOTS VOTED AND CHALLENGED BALLOTS	1
LIBERTARIAN BALLOTS SPOILED	0
LIBERTARIAN BALLOTS UNUSED	9
TOTAL LIBERTARIAN BALLOTS	10
(Will Equal "Total Number of Ballots Sent to Precinct")	
NO PARTY BALLOTS SENT TO PRECINCT	44
ABSENTEE BALLOTS FROM CIRCUIT CLERK'S OFFICE	0
<b>TOTAL NO PARTY BALLOTS SENT TO PRECINCT</b>	<b>44</b>
<b>NO PARTY POLL SLIPS SIGNED</b>	<b>1</b>
NO PARTY BALLOTS VOTED	1
NO PARTY CHALLENGED BALLOTS	0
<b>TOTAL OF BALLOTS VOTED AND CHALLENGED BALLOTS</b>	<b>1</b>
TOTAL OF BALLOTS VOTED AND CHALLENGED BALLOTS	1
NO PARTY BALLOTS SPOILED	0
NO PARTY BALLOTS UNUSED	43
TOTAL NO PARTY BALLOTS	44
(Will Equal "Total Number of Ballots Sent to Precinct")	

**PRECINCT SIXTY-TWO A**

DEMOCRATIC BALLOTS SENT TO PRECINCT	218
ABSENTEE BALLOTS FROM CIRCUIT CLERK'S OFFICE	5
<b>TOTAL DEMOCRATIC BALLOTS SENT TO PRECINCT</b>	<b>223</b>
 <b>DEMOCRATIC POLL SLIPS SIGNED</b>	 <b>114</b>
 DEMOCRATIC BALLOTS VOTED	 112
DEMOCRATIC CHALLENGED BALLOTS	2
<b>TOTAL OF BALLOTS VOTED AND CHALLENGED BALLOTS</b>	<b>114</b>
 TOTAL OF BALLOTS VOTED AND CHALLENGED BALLOTS	 114
DEMOCRATIC BALLOTS SPOILED	0
DEMOCRATIC BALLOTS UNUSED	109
TOTAL DEMOCRATIC BALLOTS	223
(Will Equal "Total Number of Ballots Sent to Precinct")	
  REPUBLICAN BALLOTS SENT TO PRECINCT	  127
ABSENTEE BALLOTS FROM CIRCUIT CLERK'S OFFICE	0
<b>TOTAL REPUBLICAN BALLOTS SENT TO PRECINCT</b>	<b>127</b>
 <b>REPUBLICAN POLL SLIPS SIGNED</b>	 <b>51</b>
 REPUBLICAN BALLOTS VOTED	 51
REPUBLICAN CHALLENGED BALLOTS	0
<b>TOTAL OF BALLOTS VOTED AND CHALLENGED BALLOTS</b>	<b>51</b>
 TOTAL OF BALLOTS VOTED AND CHALLENGED BALLOTS	 51
REPUBLICAN BALLOTS SPOILED	0
REPUBLICAN BALLOTS UNUSED	76
TOTAL REPUBLICAN BALLOTS	127
(Will Equal "Total Number of Ballots Sent to Precinct")	
  LIBERTARIAN BALLOTS SENT TO PRECINCT	  10
ABSENTEE BALLOTS FROM CIRCUIT CLERK'S OFFICE	0
<b>TOTAL LIBERTARIAN BALLOTS SENT TO PRECINCT</b>	<b>10</b>
 <b>LIBERTARIAN POLL SLIPS SIGNED</b>	 <b>2</b>
 LIBERTARIAN BALLOTS VOTED	 2
LIBERTARIAN CHALLENGED BALLOTS	0
<b>TOTAL OF BALLOTS VOTED AND CHALLENGED BALLOTS</b>	<b>2</b>
 TOTAL OF BALLOTS VOTED AND CHALLENGED BALLOTS	 2
LIBERTARIAN BALLOTS SPOILED	0
LIBERTARIAN BALLOTS UNUSED	8
TOTAL LIBERTARIAN BALLOTS	10
(Will Equal "Total Number of Ballots Sent to Precinct")	
  NO PARTY BALLOTS SENT TO PRECINCT	  50
ABSENTEE BALLOTS FROM CIRCUIT CLERK'S OFFICE	0
<b>TOTAL NO PARTY BALLOTS SENT TO PRECINCT</b>	<b>50</b>
 <b>NO PARTY POLL SLIPS SIGNED</b>	 <b>4</b>
 NO PARTY BALLOTS VOTED	 4
NO PARTY CHALLENGED BALLOTS	0

<b>TOTAL OF BALLOTS VOTED AND CHALLENGED BALLOTS</b>	<b>4</b>
TOTAL OF BALLOTS VOTED AND CHALLENGED BALLOTS	4
NO PARTY BALLOTS SPOILED	0
NO PARTY BALLOTS UNUSED	46
TOTAL NO PARTY BALLOTS	50
(Will Equal "Total Number of Ballots Sent to Precinct")	

**PRECINCT SIXTY-TWO B**

DEMOCRATIC BALLOTS SENT TO PRECINCT	247
ABSENTEE BALLOTS FROM CIRCUIT CLERK'S OFFICE	1
<b>TOTAL DEMOCRATIC BALLOTS SENT TO PRECINCT</b>	<b>248</b>

<b>DEMOCRATIC POLL SLIPS SIGNED</b>	<b>110</b>
-------------------------------------	------------

DEMOCRATIC BALLOTS VOTED	109
DEMOCRATIC CHALLENGED BALLOTS	1
<b>TOTAL OF BALLOTS VOTED AND CHALLENGED BALLOTS</b>	<b>110</b>

TOTAL OF BALLOTS VOTED AND CHALLENGED BALLOTS	110
DEMOCRATIC BALLOTS SPOILED	0
DEMOCRATIC BALLOTS UNUSED	138
TOTAL DEMOCRATIC BALLOTS	248
(Will Equal "Total Number of Ballots Sent to Precinct")	

REPUBLICAN BALLOTS SENT TO PRECINCT	105
ABSENTEE BALLOTS FROM CIRCUIT CLERK'S OFFICE	0
<b>TOTAL REPUBLICAN BALLOTS SENT TO PRECINCT</b>	<b>105</b>

<b>REPUBLICAN POLL SLIPS SIGNED</b>	<b>40</b>
-------------------------------------	-----------

REPUBLICAN BALLOTS VOTED	40
REPUBLICAN CHALLENGED BALLOTS	0
<b>TOTAL OF BALLOTS VOTED AND CHALLENGED BALLOTS</b>	<b>40</b>

TOTAL OF BALLOTS VOTED AND CHALLENGED BALLOTS	40
REPUBLICAN BALLOTS SPOILED	0
REPUBLICAN BALLOTS UNUSED	65
TOTAL REPUBLICAN BALLOTS	105
(Will Equal "Total Number of Ballots Sent to Precinct")	

LIBERTARIAN BALLOTS SENT TO PRECINCT	10
ABSENTEE BALLOTS FROM CIRCUIT CLERK'S OFFICE	0
<b>TOTAL LIBERTARIAN BALLOTS SENT TO PRECINCT</b>	<b>10</b>

<b>LIBERTARIAN POLL SLIPS SIGNED</b>	<b>0</b>
--------------------------------------	----------

LIBERTARIAN BALLOTS VOTED	0
LIBERTARIAN CHALLENGED BALLOTS	0
<b>TOTAL OF BALLOTS VOTED AND CHALLENGED BALLOTS</b>	<b>0</b>

TOTAL OF BALLOTS VOTED AND CHALLENGED BALLOTS	0
LIBERTARIAN BALLOTS SPOILED	0
LIBERTARIAN BALLOTS UNUSED	10
TOTAL LIBERTARIAN BALLOTS	10
(Will Equal "Total Number of Ballots Sent to Precinct")	

NO PARTY BALLOTS SENT TO PRECINCT	46
ABSENTEE BALLOTS FROM CIRCUIT CLERK'S OFFICE	0
<b>TOTAL NO PARTY BALLOTS SENT TO PRECINCT</b>	<b>46</b>

<b>NO PARTY POLL SLIPS SIGNED</b>	<b>0</b>
-----------------------------------	----------

NO PARTY BALLOTS VOTED	1
NO PARTY CHALLENGED BALLOTS	0
<b>TOTAL OF BALLOTS VOTED AND CHALLENGED BALLOTS</b>	<b>1</b>

TOTAL OF BALLOTS VOTED AND CHALLENGED BALLOTS	1
NO PARTY BALLOTS SPOILED	0
NO PARTY BALLOTS UNUSED	45
TOTAL NO PARTY BALLOTS	46
(Will Equal "Total Number of Ballots Sent to Precinct")	

### PRECINCT SIXTY-THREE

DEMOCRATIC BALLOTS SENT TO PRECINCT	185
ABSENTEE BALLOTS FROM CIRCUIT CLERK'S OFFICE	3
<b>TOTAL DEMOCRATIC BALLOTS SENT TO PRECINCT</b>	<b>188</b>

<b>DEMOCRATIC POLL SLIPS SIGNED</b>	<b>80</b>
(A challenged absentee was counted as a regular absentee. Seventy-eight (78) ballot stubs for Democrat were strung due to the one challenged absentee not counted.)	

DEMOCRATIC BALLOTS VOTED	77
DEMOCRATIC CHALLENGED BALLOTS	1
<b>TOTAL OF BALLOTS VOTED AND CHALLENGED BALLOTS</b>	<b>78</b>

TOTAL OF BALLOTS VOTED AND CHALLENGED BALLOTS	78
DEMOCRATIC BALLOTS SPOILED	0
DEMOCRATIC BALLOTS UNUSED	110
TOTAL DEMOCRATIC BALLOTS	188
(Will Equal "Total Number of Ballots Sent to Precinct")	

REPUBLICAN BALLOTS SENT TO PRECINCT	97
ABSENTEE BALLOTS FROM CIRCUIT CLERK'S OFFICE	0
<b>TOTAL REPUBLICAN BALLOTS SENT TO PRECINCT</b>	<b>97</b>

<b>REPUBLICAN POLL SLIPS SIGNED</b>	<b>48</b>
-------------------------------------	-----------

REPUBLICAN BALLOTS VOTED	48
REPUBLICAN CHALLENGED BALLOTS	0
<b>TOTAL OF BALLOTS VOTED AND CHALLENGED BALLOTS</b>	<b>48</b>

TOTAL OF BALLOTS VOTED AND CHALLENGED BALLOTS	48
REPUBLICAN BALLOTS SPOILED	0
REPUBLICAN BALLOTS UNUSED	49
TOTAL REPUBLICAN BALLOTS	97
(Will Equal "Total Number of Ballots Sent to Precinct")	

LIBERTARIAN BALLOTS SENT TO PRECINCT	10
ABSENTEE BALLOTS FROM CIRCUIT CLERK'S OFFICE	0
<b>TOTAL LIBERTARIAN BALLOTS SENT TO PRECINCT</b>	<b>10</b>

<b>LIBERTARIAN POLL SLIPS SIGNED</b>	<b>0</b>
--------------------------------------	----------

LIBERTARIAN BALLOTS VOTED	0
LIBERTARIAN CHALLENGED BALLOTS	0
<b>TOTAL OF BALLOTS VOTED AND CHALLENGED BALLOTS</b>	<b>0</b>

TOTAL OF BALLOTS VOTED AND CHALLENGED BALLOTS	0
LIBERTARIAN BALLOTS SPOILED	0
LIBERTARIAN BALLOTS UNUSED	10
TOTAL LIBERTARIAN BALLOTS	10
(Will Equal "Total Number of Ballots Sent to Precinct")	

NO PARTY BALLOTS SENT TO PRECINCT	29
ABSENTEE BALLOTS FROM CIRCUIT CLERK'S OFFICE	0
<b>TOTAL NO PARTY BALLOTS SENT TO PRECINCT</b>	<b>29</b>

<b>NO PARTY POLL SLIPS SIGNED</b>	<b>0</b>
-----------------------------------	----------

NO PARTY BALLOTS VOTED	0
NO PARTY CHALLENGED BALLOTS	0
<b>TOTAL OF BALLOTS VOTED AND CHALLENGED BALLOTS</b>	<b>0</b>

TOTAL OF BALLOTS VOTED AND CHALLENGED BALLOTS	0
NO PARTY BALLOTS SPOILED	0
NO PARTY BALLOTS UNUSED	29
TOTAL NO PARTY BALLOTS	29
(Will Equal "Total Number of Ballots Sent to Precinct")	

#### PRECINCT SIXTY-FOUR

DEMOCRATIC BALLOTS SENT TO PRECINCT	187
ABSENTEE BALLOTS FROM CIRCUIT CLERK'S OFFICE	2
<b>TOTAL DEMOCRATIC BALLOTS SENT TO PRECINCT</b>	<b>189</b>

<b>DEMOCRATIC POLL SLIPS SIGNED</b>	<b>84</b>
-------------------------------------	-----------

DEMOCRATIC BALLOTS VOTED	79
DEMOCRATIC CHALLENGED BALLOTS	4
<b>TOTAL OF BALLOTS VOTED AND CHALLENGED BALLOTS</b>	<b>83</b>

TOTAL OF BALLOTS VOTED AND CHALLENGED BALLOTS	83
DEMOCRATIC BALLOTS SPOILED	0
DEMOCRATIC BALLOTS UNUSED	106
TOTAL DEMOCRATIC BALLOTS	189
(Will Equal "Total Number of Ballots Sent to Precinct")	

REPUBLICAN BALLOTS SENT TO PRECINCT	82
ABSENTEE BALLOTS FROM CIRCUIT CLERK'S OFFICE	2
<b>TOTAL REPUBLICAN BALLOTS SENT TO PRECINCT</b>	<b>84</b>

<b>REPUBLICAN POLL SLIPS SIGNED</b>	<b>26</b>
-------------------------------------	-----------

REPUBLICAN BALLOTS VOTED	23
REPUBLICAN CHALLENGED BALLOTS	3
<b>TOTAL OF BALLOTS VOTED AND CHALLENGED BALLOTS</b>	<b>26</b>

TOTAL OF BALLOTS VOTED AND CHALLENGED BALLOTS	26
REPUBLICAN BALLOTS SPOILED	1
REPUBLICAN BALLOTS UNUSED	57
TOTAL REPUBLICAN BALLOTS	84

(Will Equal "Total Number of Ballots Sent to Precinct")

LIBERTARIAN BALLOTS SENT TO PRECINCT	10
ABSENTEE BALLOTS FROM CIRCUIT CLERK'S OFFICE	0
<b>TOTAL LIBERTARIAN BALLOTS SENT TO PRECINCT</b>	<b>10</b>

<b>LIBERTARIAN POLL SLIPS SIGNED</b>	<b>0</b>
--------------------------------------	----------

LIBERTARIAN BALLOTS VOTED	0
LIBERTARIAN CHALLENGED BALLOTS	0
<b>TOTAL OF BALLOTS VOTED AND CHALLENGED BALLOTS</b>	<b>0</b>

TOTAL OF BALLOTS VOTED AND CHALLENGED BALLOTS	0
LIBERTARIAN BALLOTS SPOILED	0
LIBERTARIAN BALLOTS UNUSED	10
TOTAL LIBERTARIAN BALLOTS	10
(Will Equal "Total Number of Ballots Sent to Precinct")	

NO PARTY BALLOTS SENT TO PRECINCT	129
ABSENTEE BALLOTS FROM CIRCUIT CLERK'S OFFICE	0
<b>TOTAL NO PARTY BALLOTS SENT TO PRECINCT</b>	<b>129</b>

<b>NO PARTY POLL SLIPS SIGNED</b>	<b>3</b>
-----------------------------------	----------

NO PARTY BALLOTS VOTED	3
NO PARTY CHALLENGED BALLOTS	0
<b>TOTAL OF BALLOTS VOTED AND CHALLENGED BALLOTS</b>	<b>3</b>

TOTAL OF BALLOTS VOTED AND CHALLENGED BALLOTS	3
NO PARTY BALLOTS SPOILED	0
NO PARTY BALLOTS UNUSED	126
TOTAL NO PARTY BALLOTS	129
(Will Equal "Total Number of Ballots Sent to Precinct")	

#### **PRECINCT SIXTY-SEVEN**

DEMOCRATIC BALLOTS SENT TO PRECINCT	403
ABSENTEE BALLOTS FROM CIRCUIT CLERK'S OFFICE	7
<b>TOTAL DEMOCRATIC BALLOTS SENT TO PRECINCT</b>	<b>410</b>

<b>DEMOCRATIC POLL SLIPS SIGNED</b>	<b>189</b>
-------------------------------------	------------

DEMOCRATIC BALLOTS VOTED	187
DEMOCRATIC CHALLENGED BALLOTS	2
<b>TOTAL OF BALLOTS VOTED AND CHALLENGED BALLOTS</b>	<b>189</b>

TOTAL OF BALLOTS VOTED AND CHALLENGED BALLOTS	189
DEMOCRATIC BALLOTS SPOILED	1
DEMOCRATIC BALLOTS UNUSED	220
TOTAL DEMOCRATIC BALLOTS	410
(Will Equal "Total Number of Ballots Sent to Precinct")	

REPUBLICAN BALLOTS SENT TO PRECINCT	94
ABSENTEE BALLOTS FROM CIRCUIT CLERK'S OFFICE	0
<b>TOTAL REPUBLICAN BALLOTS SENT TO PRECINCT</b>	<b>94</b>

<b>REPUBLICAN POLL SLIPS SIGNED</b>	<b>25</b>
-------------------------------------	-----------



REPUBLICAN BALLOTS VOTED	23
REPUBLICAN CHALLENGED BALLOTS	2
<b>TOTAL OF BALLOTS VOTED AND CHALLENGED BALLOTS</b>	<b>25</b>

TOTAL OF BALLOTS VOTED AND CHALLENGED BALLOTS	25
REPUBLICAN BALLOTS SPOILED	0
REPUBLICAN BALLOTS UNUSED	69
TOTAL REPUBLICAN BALLOTS	94
(Will Equal "Total Number of Ballots Sent to Precinct")	

LIBERTARIAN BALLOTS SENT TO PRECINCT	10
ABSENTEE BALLOTS FROM CIRCUIT CLERK'S OFFICE	0
<b>TOTAL LIBERTARIAN BALLOTS SENT TO PRECINCT</b>	<b>10</b>

<b>LIBERTARIAN POLL SLIPS SIGNED</b>	<b>5</b>
--------------------------------------	----------

LIBERTARIAN BALLOTS VOTED	5
LIBERTARIAN CHALLENGED BALLOTS	0
<b>TOTAL OF BALLOTS VOTED AND CHALLENGED BALLOTS</b>	<b>5</b>

TOTAL OF BALLOTS VOTED AND CHALLENGED BALLOTS	5
LIBERTARIAN BALLOTS SPOILED	0
LIBERTARIAN BALLOTS UNUSED	5
TOTAL LIBERTARIAN BALLOTS	10
(Will Equal "Total Number of Ballots Sent to Precinct")	

NO PARTY BALLOTS SENT TO PRECINCT	37
ABSENTEE BALLOTS FROM CIRCUIT CLERK'S OFFICE	0
<b>TOTAL NO PARTY BALLOTS SENT TO PRECINCT</b>	<b>37</b>

<b>NO PARTY POLL SLIPS SIGNED</b>	<b>0</b>
-----------------------------------	----------

NO PARTY BALLOTS VOTED	0
NO PARTY CHALLENGED BALLOTS	0
<b>TOTAL OF BALLOTS VOTED AND CHALLENGED BALLOTS</b>	<b>0</b>

TOTAL OF BALLOTS VOTED AND CHALLENGED BALLOTS	0
NO PARTY BALLOTS SPOILED	0
NO PARTY BALLOTS UNUSED	37
TOTAL NO PARTY BALLOTS	37
(Will Equal "Total Number of Ballots Sent to Precinct")	

#### PRECINCT SIXTY-EIGHT

DEMOCRATIC BALLOTS SENT TO PRECINCT	351
ABSENTEE BALLOTS FROM CIRCUIT CLERK'S OFFICE	1
<b>TOTAL DEMOCRATIC BALLOTS SENT TO PRECINCT</b>	<b>352</b>

<b>DEMOCRATIC POLL SLIPS SIGNED</b>	<b>143</b>
-------------------------------------	------------

DEMOCRATIC BALLOTS VOTED	143
DEMOCRATIC CHALLENGED BALLOTS	0
<b>TOTAL OF BALLOTS VOTED AND CHALLENGED BALLOTS</b>	<b>143</b>

TOTAL OF BALLOTS VOTED AND CHALLENGED BALLOTS	143
DEMOCRATIC BALLOTS SPOILED	0
DEMOCRATIC BALLOTS UNUSED	209
TOTAL DEMOCRATIC BALLOTS	352

(Will Equal "Total Number of Ballots Sent to Precinct")

REPUBLICAN BALLOTS SENT TO PRECINCT	196
ABSENTEE BALLOTS FROM CIRCUIT CLERK'S OFFICE	2
<b>TOTAL REPUBLICAN BALLOTS SENT TO PRECINCT</b>	<b>198</b>
<b>REPUBLICAN POLL SLIPS SIGNED</b>	<b>71</b>
REPUBLICAN BALLOTS VOTED	71
REPUBLICAN CHALLENGED BALLOTS	0
<b>TOTAL OF BALLOTS VOTED AND CHALLENGED BALLOTS</b>	<b>71</b>
TOTAL OF BALLOTS VOTED AND CHALLENGED BALLOTS	71
REPUBLICAN BALLOTS SPOILED	0
REPUBLICAN BALLOTS UNUSED	127
TOTAL REPUBLICAN BALLOTS	198
(Will Equal "Total Number of Ballots Sent to Precinct")	

LIBERTARIAN BALLOTS SENT TO PRECINCT	10
ABSENTEE BALLOTS FROM CIRCUIT CLERK'S OFFICE	0
<b>TOTAL LIBERTARIAN BALLOTS SENT TO PRECINCT</b>	<b>10</b>
<b>LIBERTARIAN POLL SLIPS SIGNED</b>	<b>0</b>
LIBERTARIAN BALLOTS VOTED	0
LIBERTARIAN CHALLENGED BALLOTS	0
<b>TOTAL OF BALLOTS VOTED AND CHALLENGED BALLOTS</b>	<b>0</b>
TOTAL OF BALLOTS VOTED AND CHALLENGED BALLOTS	0
LIBERTARIAN BALLOTS SPOILED	0
LIBERTARIAN BALLOTS UNUSED	10
TOTAL LIBERTARIAN BALLOTS	10
(Will Equal "Total Number of Ballots Sent to Precinct")	

NO PARTY BALLOTS SENT TO PRECINCT	67
ABSENTEE BALLOTS FROM CIRCUIT CLERK'S OFFICE	0
<b>TOTAL NO PARTY BALLOTS SENT TO PRECINCT</b>	<b>67</b>
<b>NO PARTY POLL SLIPS SIGNED</b>	<b>4</b>
NO PARTY BALLOTS VOTED	4
NO PARTY CHALLENGED BALLOTS	0
<b>TOTAL OF BALLOTS VOTED AND CHALLENGED BALLOTS</b>	<b>4</b>
TOTAL OF BALLOTS VOTED AND CHALLENGED BALLOTS	4
NO PARTY BALLOTS SPOILED	0
NO PARTY BALLOTS UNUSED	63
TOTAL NO PARTY BALLOTS	67
(Will Equal "Total Number of Ballots Sent to Precinct")	

**PRECINCT SIXTY-NINE**

DEMOCRATIC BALLOTS SENT TO PRECINCT	362
ABSENTEE BALLOTS FROM CIRCUIT CLERK'S OFFICE	7
<b>TOTAL DEMOCRATIC BALLOTS SENT TO PRECINCT</b>	<b>369</b>
<b>DEMOCRATIC POLL SLIPS SIGNED</b>	<b>194</b>

DEMOCRATIC BALLOTS VOTED	194
DEMOCRATIC CHALLENGED BALLOTS	0
<b>TOTAL OF BALLOTS VOTED AND CHALLENGED BALLOTS</b>	<b>194</b>
 TOTAL OF BALLOTS VOTED AND CHALLENGED BALLOTS	 194
DEMOCRATIC BALLOTS SPOILED	1
DEMOCRATIC BALLOTS UNUSED	174
TOTAL DEMOCRATIC BALLOTS	369
(Will Equal "Total Number of Ballots Sent to Precinct")	
 REPUBLICAN BALLOTS SENT TO PRECINCT	 94
ABSENTEE BALLOTS FROM CIRCUIT CLERK'S OFFICE	4
<b>TOTAL REPUBLICAN BALLOTS SENT TO PRECINCT</b>	<b>98</b>
 <b>REPUBLICAN POLL SLIPS SIGNED</b>	 <b>32</b>
 REPUBLICAN BALLOTS VOTED	 29
REPUBLICAN CHALLENGED BALLOTS	3
<b>TOTAL OF BALLOTS VOTED AND CHALLENGED BALLOTS</b>	<b>32</b>
 TOTAL OF BALLOTS VOTED AND CHALLENGED BALLOTS	 32
REPUBLICAN BALLOTS SPOILED	1
REPUBLICAN BALLOTS UNUSED	65
TOTAL REPUBLICAN BALLOTS	98
(Will Equal "Total Number of Ballots Sent to Precinct")	
 LIBERTARIAN BALLOTS SENT TO PRECINCT	 12
ABSENTEE BALLOTS FROM CIRCUIT CLERK'S OFFICE	0
<b>TOTAL LIBERTARIAN BALLOTS SENT TO PRECINCT</b>	<b>12</b>
 <b>LIBERTARIAN POLL SLIPS SIGNED</b>	 <b>0</b>
 LIBERTARIAN BALLOTS VOTED	 0
LIBERTARIAN CHALLENGED BALLOTS	0
<b>TOTAL OF BALLOTS VOTED AND CHALLENGED BALLOTS</b>	<b>0</b>
 TOTAL OF BALLOTS VOTED AND CHALLENGED BALLOTS	 0
LIBERTARIAN BALLOTS SPOILED	0
LIBERTARIAN BALLOTS UNUSED	12
TOTAL LIBERTARIAN BALLOTS	12
(Will Equal "Total Number of Ballots Sent to Precinct")	
 NO PARTY BALLOTS SENT TO PRECINCT	 51
ABSENTEE BALLOTS FROM CIRCUIT CLERK'S OFFICE	0
<b>TOTAL NO PARTY BALLOTS SENT TO PRECINCT</b>	<b>51</b>
 <b>NO PARTY POLL SLIPS SIGNED</b>	 <b>2</b>
 NO PARTY BALLOTS VOTED	 2
NO PARTY CHALLENGED BALLOTS	0
<b>TOTAL OF BALLOTS VOTED AND CHALLENGED BALLOTS</b>	<b>2</b>
 TOTAL OF BALLOTS VOTED AND CHALLENGED BALLOTS	 2
NO PARTY BALLOTS SPOILED	0
NO PARTY BALLOTS UNUSED	49
TOTAL NO PARTY BALLOTS	51
(Will Equal "Total Number of Ballots Sent to Precinct")	

**PRECINCT SEVENTY**

DEMOCRATIC BALLOTS SENT TO PRECINCT	335
ABSENTEE BALLOTS FROM CIRCUIT CLERK'S OFFICE	7
<b>TOTAL DEMOCRATIC BALLOTS SENT TO PRECINCT</b>	<b>342</b>
<b>DEMOCRATIC POLL SLIPS SIGNED</b>	<b>135</b>
DEMOCRATIC BALLOTS VOTED	134
DEMOCRATIC CHALLENGED BALLOTS	0
<b>TOTAL OF BALLOTS VOTED AND CHALLENGED BALLOTS</b>	<b>134</b>
 TOTAL OF BALLOTS VOTED AND CHALLENGED BALLOTS	 134
DEMOCRATIC BALLOTS SPOILED	1
DEMOCRATIC BALLOTS UNUSED	207
TOTAL DEMOCRATIC BALLOTS	342
(Will Equal "Total Number of Ballots Sent to Precinct")	
REPUBLICAN BALLOTS SENT TO PRECINCT	107
ABSENTEE BALLOTS FROM CIRCUIT CLERK'S OFFICE	2
<b>TOTAL REPUBLICAN BALLOTS SENT TO PRECINCT</b>	<b>109</b>
<b>REPUBLICAN POLL SLIPS SIGNED</b>	<b>35</b>
 REPUBLICAN BALLOTS VOTED	 34
REPUBLICAN CHALLENGED BALLOTS	0
<b>TOTAL OF BALLOTS VOTED AND CHALLENGED BALLOTS</b>	<b>34</b>
 TOTAL OF BALLOTS VOTED AND CHALLENGED BALLOTS	 34
REPUBLICAN BALLOTS SPOILED	1
REPUBLICAN BALLOTS UNUSED	74
TOTAL REPUBLICAN BALLOTS	109
(Will Equal "Total Number of Ballots Sent to Precinct")	
LIBERTARIAN BALLOTS SENT TO PRECINCT	10
ABSENTEE BALLOTS FROM CIRCUIT CLERK'S OFFICE	0
<b>TOTAL LIBERTARIAN BALLOTS SENT TO PRECINCT</b>	<b>10</b>
<b>LIBERTARIAN POLL SLIPS SIGNED</b>	<b>0</b>
 LIBERTARIAN BALLOTS VOTED	 0
LIBERTARIAN CHALLENGED BALLOTS	0
<b>TOTAL OF BALLOTS VOTED AND CHALLENGED BALLOTS</b>	<b>0</b>
 TOTAL OF BALLOTS VOTED AND CHALLENGED BALLOTS	 0
LIBERTARIAN BALLOTS SPOILED	0
LIBERTARIAN BALLOTS UNUSED	10
TOTAL LIBERTARIAN BALLOTS	10
(Will Equal "Total Number of Ballots Sent to Precinct")	
NO PARTY BALLOTS SENT TO PRECINCT	26
ABSENTEE BALLOTS FROM CIRCUIT CLERK'S OFFICE	0
<b>TOTAL NO PARTY BALLOTS SENT TO PRECINCT</b>	<b>26</b>
<b>NO PARTY POLL SLIPS SIGNED</b>	<b>0</b>
 NO PARTY BALLOTS VOTED	 0
NO PARTY CHALLENGED BALLOTS	0

<b>TOTAL OF BALLOTS VOTED AND CHALLENGED BALLOTS</b>	<b>0</b>
TOTAL OF BALLOTS VOTED AND CHALLENGED BALLOTS	0
NO PARTY BALLOTS SPOILED	0
NO PARTY BALLOTS UNUSED	26
TOTAL NO PARTY BALLOTS	26
(Will Equal "Total Number of Ballots Sent to Precinct")	

**PRECINCT SEVENTY-ONE**

DEMOCRATIC BALLOTS SENT TO PRECINCT	382
ABSENTEE BALLOTS FROM CIRCUIT CLERK'S OFFICE	3
<b>TOTAL DEMOCRATIC BALLOTS SENT TO PRECINCT</b>	<b>385</b>

<b>DEMOCRATIC POLL SLIPS SIGNED</b>	<b>139</b>
-------------------------------------	------------

DEMOCRATIC BALLOTS VOTED	137
DEMOCRATIC CHALLENGED BALLOTS	2
<b>TOTAL OF BALLOTS VOTED AND CHALLENGED BALLOTS</b>	<b>139</b>

TOTAL OF BALLOTS VOTED AND CHALLENGED BALLOTS	139
DEMOCRATIC BALLOTS SPOILED	1
DEMOCRATIC BALLOTS UNUSED	245
TOTAL DEMOCRATIC BALLOTS	385
(Will Equal "Total Number of Ballots Sent to Precinct")	

REPUBLICAN BALLOTS SENT TO PRECINCT	124
ABSENTEE BALLOTS FROM CIRCUIT CLERK'S OFFICE	0
<b>TOTAL REPUBLICAN BALLOTS SENT TO PRECINCT</b>	<b>124</b>

<b>REPUBLICAN POLL SLIPS SIGNED</b>	<b>46</b>
-------------------------------------	-----------

REPUBLICAN BALLOTS VOTED	46
REPUBLICAN CHALLENGED BALLOTS	0
<b>TOTAL OF BALLOTS VOTED AND CHALLENGED BALLOTS</b>	<b>46</b>

TOTAL OF BALLOTS VOTED AND CHALLENGED BALLOTS	46
REPUBLICAN BALLOTS SPOILED	0
REPUBLICAN BALLOTS UNUSED	78
TOTAL REPUBLICAN BALLOTS	124
(Will Equal "Total Number of Ballots Sent to Precinct")	

LIBERTARIAN BALLOTS SENT TO PRECINCT	10
ABSENTEE BALLOTS FROM CIRCUIT CLERK'S OFFICE	0
<b>TOTAL LIBERTARIAN BALLOTS SENT TO PRECINCT</b>	<b>10</b>

<b>LIBERTARIAN POLL SLIPS SIGNED</b>	<b>0</b>
--------------------------------------	----------

LIBERTARIAN BALLOTS VOTED	0
LIBERTARIAN CHALLENGED BALLOTS	0
<b>TOTAL OF BALLOTS VOTED AND CHALLENGED BALLOTS</b>	<b>0</b>

TOTAL OF BALLOTS VOTED AND CHALLENGED BALLOTS	0
LIBERTARIAN BALLOTS SPOILED	0
LIBERTARIAN BALLOTS UNUSED	10
TOTAL LIBERTARIAN BALLOTS	10
(Will Equal "Total Number of Ballots Sent to Precinct")	

NO PARTY BALLOTS SENT TO PRECINCT	42
ABSENTEE BALLOTS FROM CIRCUIT CLERK'S OFFICE	0
<b>TOTAL NO PARTY BALLOTS SENT TO PRECINCT</b>	<b>42</b>

<b>NO PARTY POLL SLIPS SIGNED</b>	<b>1</b>
-----------------------------------	----------

NO PARTY BALLOTS VOTED	1
NO PARTY CHALLENGED BALLOTS	0
<b>TOTAL OF BALLOTS VOTED AND CHALLENGED BALLOTS</b>	<b>1</b>

TOTAL OF BALLOTS VOTED AND CHALLENGED BALLOTS	1
NO PARTY BALLOTS SPOILED	0
NO PARTY BALLOTS UNUSED	41
TOTAL NO PARTY BALLOTS	42
(Will Equal "Total Number of Ballots Sent to Precinct")	

# **PRECINCT SEVENTY-TWO**

DEMOCRATIC BALLOTS SENT TO PRECINCT	237
ABSENTEE BALLOTS FROM CIRCUIT CLERK'S OFFICE	4
<b>TOTAL DEMOCRATIC BALLOTS SENT TO PRECINCT</b>	<b>241</b>

<b>DEMOCRATIC POLL SLIPS SIGNED</b>	<b>108</b>
-------------------------------------	------------

DEMOCRATIC BALLOTS VOTED	104
DEMOCRATIC CHALLENGED BALLOTS	4
<b>TOTAL OF BALLOTS VOTED AND CHALLENGED BALLOTS</b>	<b>108</b>

TOTAL OF BALLOTS VOTED AND CHALLENGED BALLOTS	108
DEMOCRATIC BALLOTS SPOILED	1
DEMOCRATIC BALLOTS UNUSED	132
TOTAL DEMOCRATIC BALLOTS	241
(Will Equal "Total Number of Ballots Sent to Precinct")	

REPUBLICAN BALLOTS SENT TO PRECINCT	57
ABSENTEE BALLOTS FROM CIRCUIT CLERK'S OFFICE	0
<b>TOTAL REPUBLICAN BALLOTS SENT TO PRECINCT</b>	<b>57</b>

<b>REPUBLICAN POLL SLIPS SIGNED</b>	<b>22</b>
-------------------------------------	-----------

REPUBLICAN BALLOTS VOTED	22
REPUBLICAN CHALLENGED BALLOTS	0
<b>TOTAL OF BALLOTS VOTED AND CHALLENGED BALLOTS</b>	<b>22</b>

TOTAL OF BALLOTS VOTED AND CHALLENGED BALLOTS	22
REPUBLICAN BALLOTS SPOILED	0
REPUBLICAN BALLOTS UNUSED	35
TOTAL REPUBLICAN BALLOTS	57
(Will Equal "Total Number of Ballots Sent to Precinct")	

LIBERTARIAN BALLOTS SENT TO PRECINCT	10
ABSENTEE BALLOTS FROM CIRCUIT CLERK'S OFFICE	0
<b>TOTAL LIBERTARIAN BALLOTS SENT TO PRECINCT</b>	<b>10</b>

<b>LIBERTARIAN POLL SLIPS SIGNED</b>	<b>0</b>
--------------------------------------	----------

LIBERTARIAN BALLOTS VOTED	0
LIBERTARIAN CHALLENGED BALLOTS	0

<b>TOTAL OF BALLOTS VOTED AND CHALLENGED BALLOTS</b>	<b>0</b>
TOTAL OF BALLOTS VOTED AND CHALLENGED BALLOTS	0
LIBERTARIAN BALLOTS SPOILED	0
LIBERTARIAN BALLOTS UNUSED	10
TOTAL LIBERTARIAN BALLOTS	10
(Will Equal "Total Number of Ballots Sent to Precinct")	
NO PARTY BALLOTS SENT TO PRECINCT	135
ABSENTEE BALLOTS FROM CIRCUIT CLERK'S OFFICE	0
<b>TOTAL NO PARTY BALLOTS SENT TO PRECINCT</b>	<b>135</b>
<b>NO PARTY POLL SLIPS SIGNED</b>	<b>0</b>
NO PARTY BALLOTS VOTED	0
NO PARTY CHALLENGED BALLOTS	0
<b>TOTAL OF BALLOTS VOTED AND CHALLENGED BALLOTS</b>	<b>0</b>
TOTAL OF BALLOTS VOTED AND CHALLENGED BALLOTS	0
NO PARTY BALLOTS SPOILED	0
NO PARTY BALLOTS UNUSED	135
TOTAL NO PARTY BALLOTS	135
(Will Equal "Total Number of Ballots Sent to Precinct")	

### PRECINCT SEVENTY-THREE

DEMOCRATIC BALLOTS SENT TO PRECINCT	360
ABSENTEE BALLOTS FROM CIRCUIT CLERK'S OFFICE	7
<b>TOTAL DEMOCRATIC BALLOTS SENT TO PRECINCT</b>	<b>367</b>
<b>DEMOCRATIC POLL SLIPS SIGNED</b>	<b>195</b>
DEMOCRATIC BALLOTS VOTED	191
DEMOCRATIC CHALLENGED BALLOTS	4
<b>TOTAL OF BALLOTS VOTED AND CHALLENGED BALLOTS</b>	<b>195</b>
TOTAL OF BALLOTS VOTED AND CHALLENGED BALLOTS	195
DEMOCRATIC BALLOTS SPOILED	1
DEMOCRATIC BALLOTS UNUSED	171
TOTAL DEMOCRATIC BALLOTS	367
(Will Equal "Total Number of Ballots Sent to Precinct")	
REPUBLICAN BALLOTS SENT TO PRECINCT	134
ABSENTEE BALLOTS FROM CIRCUIT CLERK'S OFFICE	3
<b>TOTAL REPUBLICAN BALLOTS SENT TO PRECINCT</b>	<b>137</b>
<b>REPUBLICAN POLL SLIPS SIGNED</b>	<b>33</b>
REPUBLICAN BALLOTS VOTED	33
REPUBLICAN CHALLENGED BALLOTS	0
<b>TOTAL OF BALLOTS VOTED AND CHALLENGED BALLOTS</b>	<b>33</b>
TOTAL OF BALLOTS VOTED AND CHALLENGED BALLOTS	33
REPUBLICAN BALLOTS SPOILED	0
REPUBLICAN BALLOTS UNUSED	104
TOTAL REPUBLICAN BALLOTS	137
(Will Equal "Total Number of Ballots Sent to Precinct")	

LIBERTARIAN BALLOTS SENT TO PRECINCT	10
ABSENTEE BALLOTS FROM CIRCUIT CLERK'S OFFICE	0
<b>TOTAL LIBERTARIAN BALLOTS SENT TO PRECINCT</b>	<b>10</b>

<b>LIBERTARIAN POLL SLIPS SIGNED</b>	<b>0</b>
--------------------------------------	----------

LIBERTARIAN BALLOTS VOTED	0
LIBERTARIAN CHALLENGED BALLOTS	0
<b>TOTAL OF BALLOTS VOTED AND CHALLENGED BALLOTS</b>	<b>0</b>

TOTAL OF BALLOTS VOTED AND CHALLENGED BALLOTS	0
LIBERTARIAN BALLOTS SPOILED	0
LIBERTARIAN BALLOTS UNUSED	10
TOTAL LIBERTARIAN BALLOTS	10
(Will Equal "Total Number of Ballots Sent to Precinct")	

NO PARTY BALLOTS SENT TO PRECINCT	33
ABSENTEE BALLOTS FROM CIRCUIT CLERK'S OFFICE	0
<b>TOTAL NO PARTY BALLOTS SENT TO PRECINCT</b>	<b>33</b>

<b>NO PARTY POLL SLIPS SIGNED</b>	<b>6</b>
-----------------------------------	----------

NO PARTY BALLOTS VOTED	5
NO PARTY CHALLENGED BALLOTS	1
<b>TOTAL OF BALLOTS VOTED AND CHALLENGED BALLOTS</b>	<b>6</b>

TOTAL OF BALLOTS VOTED AND CHALLENGED BALLOTS	6
NO PARTY BALLOTS SPOILED	0
NO PARTY BALLOTS UNUSED	27
TOTAL NO PARTY BALLOTS	33
(Will Equal "Total Number of Ballots Sent to Precinct")	

#### PRECINCT SEVENTY-FOUR

DEMOCRATIC BALLOTS SENT TO PRECINCT	327
ABSENTEE BALLOTS FROM CIRCUIT CLERK'S OFFICE	3
<b>TOTAL DEMOCRATIC BALLOTS SENT TO PRECINCT</b>	<b>330</b>

<b>DEMOCRATIC POLL SLIPS SIGNED</b>	<b>149</b>
-------------------------------------	------------

DEMOCRATIC BALLOTS VOTED	145
DEMOCRATIC CHALLENGED BALLOTS	4
<b>TOTAL OF BALLOTS VOTED AND CHALLENGED BALLOTS</b>	<b>149</b>

TOTAL OF BALLOTS VOTED AND CHALLENGED BALLOTS	149
DEMOCRATIC BALLOTS SPOILED	1
DEMOCRATIC BALLOTS UNUSED	180
TOTAL DEMOCRATIC BALLOTS	330
(Will Equal "Total Number of Ballots Sent to Precinct")	

REPUBLICAN BALLOTS SENT TO PRECINCT	70
ABSENTEE BALLOTS FROM CIRCUIT CLERK'S OFFICE	0
<b>TOTAL REPUBLICAN BALLOTS SENT TO PRECINCT</b>	<b>70</b>

<b>REPUBLICAN POLL SLIPS SIGNED</b>	<b>20</b>
-------------------------------------	-----------

REPUBLICAN BALLOTS VOTED	14
REPUBLICAN CHALLENGED BALLOTS	6



<b>TOTAL OF BALLOTS VOTED AND CHALLENGED BALLOTS</b>	<b>20</b>
TOTAL OF BALLOTS VOTED AND CHALLENGED BALLOTS	20
REPUBLICAN BALLOTS SPOILED	2
REPUBLICAN BALLOTS UNUSED	48
TOTAL REPUBLICAN BALLOTS	70
(Will Equal "Total Number of Ballots Sent to Precinct")	
LIBERTARIAN BALLOTS SENT TO PRECINCT	10
ABSENTEE BALLOTS FROM CIRCUIT CLERK'S OFFICE	0
<b>TOTAL LIBERTARIAN BALLOTS SENT TO PRECINCT</b>	<b>10</b>
<b>LIBERTARIAN POLL SLIPS SIGNED</b>	<b>0</b>
LIBERTARIAN BALLOTS VOTED	0
LIBERTARIAN CHALLENGED BALLOTS	0
<b>TOTAL OF BALLOTS VOTED AND CHALLENGED BALLOTS</b>	<b>0</b>
TOTAL OF BALLOTS VOTED AND CHALLENGED BALLOTS	0
LIBERTARIAN BALLOTS SPOILED	1
LIBERTARIAN BALLOTS UNUSED	9
TOTAL LIBERTARIAN BALLOTS	10
(Will Equal "Total Number of Ballots Sent to Precinct")	

NO PARTY BALLOTS SENT TO PRECINCT	43
ABSENTEE BALLOTS FROM CIRCUIT CLERK'S OFFICE	0
<b>TOTAL NO PARTY BALLOTS SENT TO PRECINCT</b>	<b>43</b>
<b>NO PARTY POLL SLIPS SIGNED</b>	<b>0</b>
NO PARTY BALLOTS VOTED	0
NO PARTY CHALLENGED BALLOTS	0
<b>TOTAL OF BALLOTS VOTED AND CHALLENGED BALLOTS</b>	<b>0</b>
TOTAL OF BALLOTS VOTED AND CHALLENGED BALLOTS	0
NO PARTY BALLOTS SPOILED	0
NO PARTY BALLOTS UNUSED	43
TOTAL NO PARTY BALLOTS	43
(Will Equal "Total Number of Ballots Sent to Precinct")	

#### **PRECINCT SEVENTY-FIVE**

DEMOCRATIC BALLOTS SENT TO PRECINCT	196
ABSENTEE BALLOTS FROM CIRCUIT CLERK'S OFFICE	2
<b>TOTAL DEMOCRATIC BALLOTS SENT TO PRECINCT</b>	<b>198</b>
<b>DEMOCRATIC POLL SLIPS SIGNED</b>	<b>118</b>
DEMOCRATIC BALLOTS VOTED	116
DEMOCRATIC CHALLENGED BALLOTS	2
<b>TOTAL OF BALLOTS VOTED AND CHALLENGED BALLOTS</b>	<b>118</b>
TOTAL OF BALLOTS VOTED AND CHALLENGED BALLOTS	118
DEMOCRATIC BALLOTS SPOILED	0
DEMOCRATIC BALLOTS UNUSED	80
TOTAL DEMOCRATIC BALLOTS	198
(Will Equal "Total Number of Ballots Sent to Precinct")	

REPUBLICAN BALLOTS SENT TO PRECINCT	81
ABSENTEE BALLOTS FROM CIRCUIT CLERK'S OFFICE	1
<b>TOTAL REPUBLICAN BALLOTS SENT TO PRECINCT</b>	<b>82</b>

<b>REPUBLICAN POLL SLIPS SIGNED</b>	<b>37</b>
-------------------------------------	-----------

REPUBLICAN BALLOTS VOTED	37
REPUBLICAN CHALLENGED BALLOTS	0
<b>TOTAL OF BALLOTS VOTED AND CHALLENGED BALLOTS</b>	<b>37</b>

TOTAL OF BALLOTS VOTED AND CHALLENGED BALLOTS	37
REPUBLICAN BALLOTS SPOILED	0
REPUBLICAN BALLOTS UNUSED	45
TOTAL REPUBLICAN BALLOTS	82
(Will Equal "Total Number of Ballots Sent to Precinct")	

LIBERTARIAN BALLOTS SENT TO PRECINCT	11
ABSENTEE BALLOTS FROM CIRCUIT CLERK'S OFFICE	0
<b>TOTAL LIBERTARIAN BALLOTS SENT TO PRECINCT</b>	<b>11</b>

<b>LIBERTARIAN POLL SLIPS SIGNED</b>	<b>0</b>
--------------------------------------	----------

LIBERTARIAN BALLOTS VOTED	0
LIBERTARIAN CHALLENGED BALLOTS	0
<b>TOTAL OF BALLOTS VOTED AND CHALLENGED BALLOTS</b>	<b>0</b>

TOTAL OF BALLOTS VOTED AND CHALLENGED BALLOTS	0
LIBERTARIAN BALLOTS SPOILED	0
LIBERTARIAN BALLOTS UNUSED	11
TOTAL LIBERTARIAN BALLOTS	11
(Will Equal "Total Number of Ballots Sent to Precinct")	

NO PARTY BALLOTS SENT TO PRECINCT	23
ABSENTEE BALLOTS FROM CIRCUIT CLERK'S OFFICE	0
<b>TOTAL NO PARTY BALLOTS SENT TO PRECINCT</b>	<b>23</b>

<b>NO PARTY POLL SLIPS SIGNED</b>	<b>1</b>
-----------------------------------	----------

NO PARTY BALLOTS VOTED	1
NO PARTY CHALLENGED BALLOTS	0
<b>TOTAL OF BALLOTS VOTED AND CHALLENGED BALLOTS</b>	<b>1</b>

TOTAL OF BALLOTS VOTED AND CHALLENGED BALLOTS	1
NO PARTY BALLOTS SPOILED	0
NO PARTY BALLOTS UNUSED	22
TOTAL NO PARTY BALLOTS	23
(Will Equal "Total Number of Ballots Sent to Precinct")	

# **PRECINCT SEVENTY-SIX**

DEMOCRATIC BALLOTS SENT TO PRECINCT	104
ABSENTEE BALLOTS FROM CIRCUIT CLERK'S OFFICE	0
<b>TOTAL DEMOCRATIC BALLOTS SENT TO PRECINCT</b>	<b>104</b>

<b>DEMOCRATIC POLL SLIPS SIGNED</b>	<b>21</b>
-------------------------------------	-----------

DEMOCRATIC BALLOTS VOTED	19
DEMOCRATIC CHALLENGED BALLOTS	2

<b>TOTAL OF BALLOTS VOTED AND CHALLENGED BALLOTS</b>	<b>21</b>
TOTAL OF BALLOTS VOTED AND CHALLENGED BALLOTS	21
DEMOCRATIC BALLOTS SPOILED	0
DEMOCRATIC BALLOTS UNUSED	83
TOTAL DEMOCRATIC BALLOTS	104
(Will Equal "Total Number of Ballots Sent to Precinct")	
REPUBLICAN BALLOTS SENT TO PRECINCT	65
ABSENTEE BALLOTS FROM CIRCUIT CLERK'S OFFICE	2
<b>TOTAL REPUBLICAN BALLOTS SENT TO PRECINCT</b>	<b>67</b>
<b>REPUBLICAN POLL SLIPS SIGNED</b>	<b>9</b>
REPUBLICAN BALLOTS VOTED	8
REPUBLICAN CHALLENGED BALLOTS	1
<b>TOTAL OF BALLOTS VOTED AND CHALLENGED BALLOTS</b>	<b>9</b>
TOTAL OF BALLOTS VOTED AND CHALLENGED BALLOTS	9
REPUBLICAN BALLOTS SPOILED	0
REPUBLICAN BALLOTS UNUSED	58
TOTAL REPUBLICAN BALLOTS	67
(Will Equal "Total Number of Ballots Sent to Precinct")	
LIBERTARIAN BALLOTS SENT TO PRECINCT	10
ABSENTEE BALLOTS FROM CIRCUIT CLERK'S OFFICE	0
<b>TOTAL LIBERTARIAN BALLOTS SENT TO PRECINCT</b>	<b>10</b>
<b>LIBERTARIAN POLL SLIPS SIGNED</b>	<b>0</b>
LIBERTARIAN BALLOTS VOTED	0
LIBERTARIAN CHALLENGED BALLOTS	0
<b>TOTAL OF BALLOTS VOTED AND CHALLENGED BALLOTS</b>	<b>0</b>
TOTAL OF BALLOTS VOTED AND CHALLENGED BALLOTS	0
LIBERTARIAN BALLOTS SPOILED	0
LIBERTARIAN BALLOTS UNUSED	10
TOTAL LIBERTARIAN BALLOTS	10
(Will Equal "Total Number of Ballots Sent to Precinct")	
NO PARTY BALLOTS SENT TO PRECINCT	23
ABSENTEE BALLOTS FROM CIRCUIT CLERK'S OFFICE	0
<b>TOTAL NO PARTY BALLOTS SENT TO PRECINCT</b>	<b>23</b>
<b>NO PARTY POLL SLIPS SIGNED</b>	<b>2</b>
NO PARTY BALLOTS VOTED	2
NO PARTY CHALLENGED BALLOTS	0
<b>TOTAL OF BALLOTS VOTED AND CHALLENGED BALLOTS</b>	<b>2</b>
TOTAL OF BALLOTS VOTED AND CHALLENGED BALLOTS	2
NO PARTY BALLOTS SPOILED	0
NO PARTY BALLOTS UNUSED	21
TOTAL NO PARTY BALLOTS	23
(Will Equal "Total Number of Ballots Sent to Precinct")	

**PRECINCT SEVENTY-SEVEN A**

DEMOCRATIC BALLOTS SENT TO PRECINCT	364
ABSENTEE BALLOTS FROM CIRCUIT CLERK'S OFFICE	6
<b>TOTAL DEMOCRATIC BALLOTS SENT TO PRECINCT</b>	<b>370</b>
 <b>DEMOCRATIC POLL SLIPS SIGNED</b>	 <b>175</b>
 DEMOCRATIC BALLOTS VOTED	 174
DEMOCRATIC CHALLENGED BALLOTS	1
<b>TOTAL OF BALLOTS VOTED AND CHALLENGED BALLOTS</b>	<b>175</b>
 TOTAL OF BALLOTS VOTED AND CHALLENGED BALLOTS	 175
DEMOCRATIC BALLOTS SPOILED	0
DEMOCRATIC BALLOTS UNUSED	195
TOTAL DEMOCRATIC BALLOTS	370
(Will Equal "Total Number of Ballots Sent to Precinct")	
  REPUBLICAN BALLOTS SENT TO PRECINCT	  223
ABSENTEE BALLOTS FROM CIRCUIT CLERK'S OFFICE	0
<b>TOTAL REPUBLICAN BALLOTS SENT TO PRECINCT</b>	<b>223</b>
 <b>REPUBLICAN POLL SLIPS SIGNED</b>	 <b>87</b>
 REPUBLICAN BALLOTS VOTED	 84
REPUBLICAN CHALLENGED BALLOTS	3
<b>TOTAL OF BALLOTS VOTED AND CHALLENGED BALLOTS</b>	<b>87</b>
 TOTAL OF BALLOTS VOTED AND CHALLENGED BALLOTS	 87
REPUBLICAN BALLOTS SPOILED	2
REPUBLICAN BALLOTS UNUSED	134
TOTAL REPUBLICAN BALLOTS	223
(Will Equal "Total Number of Ballots Sent to Precinct")	
  LIBERTARIAN BALLOTS SENT TO PRECINCT	  10
ABSENTEE BALLOTS FROM CIRCUIT CLERK'S OFFICE	0
<b>TOTAL LIBERTARIAN BALLOTS SENT TO PRECINCT</b>	<b>10</b>
 <b>LIBERTARIAN POLL SLIPS SIGNED</b>	 <b>0</b>
 LIBERTARIAN BALLOTS VOTED	 0
LIBERTARIAN CHALLENGED BALLOTS	0
<b>TOTAL OF BALLOTS VOTED AND CHALLENGED BALLOTS</b>	<b>0</b>
 TOTAL OF BALLOTS VOTED AND CHALLENGED BALLOTS	 0
LIBERTARIAN BALLOTS SPOILED	0
LIBERTARIAN BALLOTS UNUSED	10
TOTAL LIBERTARIAN BALLOTS	10
(Will Equal "Total Number of Ballots Sent to Precinct")	
  NO PARTY BALLOTS SENT TO PRECINCT	  59
ABSENTEE BALLOTS FROM CIRCUIT CLERK'S OFFICE	0
<b>TOTAL NO PARTY BALLOTS SENT TO PRECINCT</b>	<b>59</b>
 <b>NO PARTY POLL SLIPS SIGNED</b>	 <b>8</b>
 NO PARTY BALLOTS VOTED	 8
NO PARTY CHALLENGED BALLOTS	0

<b>TOTAL OF BALLOTS VOTED AND CHALLENGED BALLOTS</b>	<b>8</b>
TOTAL OF BALLOTS VOTED AND CHALLENGED BALLOTS	8
NO PARTY BALLOTS SPOILED	0
NO PARTY BALLOTS UNUSED	51
TOTAL NO PARTY BALLOTS	59
(Will Equal "Total Number of Ballots Sent to Precinct")	

**PRECINCT SEVENTY-SEVEN B**

DEMOCRATIC BALLOTS SENT TO PRECINCT	314
ABSENTEE BALLOTS FROM CIRCUIT CLERK'S OFFICE	2
<b>TOTAL DEMOCRATIC BALLOTS SENT TO PRECINCT</b>	<b>316</b>

<b>DEMOCRATIC POLL SLIPS SIGNED</b>	<b>140</b>
-------------------------------------	------------

DEMOCRATIC BALLOTS VOTED	140
DEMOCRATIC CHALLENGED BALLOTS	0
<b>TOTAL OF BALLOTS VOTED AND CHALLENGED BALLOTS</b>	<b>140</b>

TOTAL OF BALLOTS VOTED AND CHALLENGED BALLOTS	140
DEMOCRATIC BALLOTS SPOILED	0
DEMOCRATIC BALLOTS UNUSED	176
TOTAL DEMOCRATIC BALLOTS	316
(Will Equal "Total Number of Ballots Sent to Precinct")	

REPUBLICAN BALLOTS SENT TO PRECINCT	204
ABSENTEE BALLOTS FROM CIRCUIT CLERK'S OFFICE	2
<b>TOTAL REPUBLICAN BALLOTS SENT TO PRECINCT</b>	<b>206</b>

<b>REPUBLICAN POLL SLIPS SIGNED</b>	<b>67</b>
-------------------------------------	-----------

REPUBLICAN BALLOTS VOTED	67
REPUBLICAN CHALLENGED BALLOTS	0
<b>TOTAL OF BALLOTS VOTED AND CHALLENGED BALLOTS</b>	<b>67</b>

TOTAL OF BALLOTS VOTED AND CHALLENGED BALLOTS	67
REPUBLICAN BALLOTS SPOILED	0
REPUBLICAN BALLOTS UNUSED	139
TOTAL REPUBLICAN BALLOTS	206
(Will Equal "Total Number of Ballots Sent to Precinct")	

LIBERTARIAN BALLOTS SENT TO PRECINCT	10
ABSENTEE BALLOTS FROM CIRCUIT CLERK'S OFFICE	0
<b>TOTAL LIBERTARIAN BALLOTS SENT TO PRECINCT</b>	<b>10</b>

<b>LIBERTARIAN POLL SLIPS SIGNED</b>	<b>0</b>
--------------------------------------	----------

LIBERTARIAN BALLOTS VOTED	0
LIBERTARIAN CHALLENGED BALLOTS	0
<b>TOTAL OF BALLOTS VOTED AND CHALLENGED BALLOTS</b>	<b>0</b>

TOTAL OF BALLOTS VOTED AND CHALLENGED BALLOTS	0
LIBERTARIAN BALLOTS SPOILED	0
LIBERTARIAN BALLOTS UNUSED	10
TOTAL LIBERTARIAN BALLOTS	10
(Will Equal "Total Number of Ballots Sent to Precinct")	

NO PARTY BALLOTS SENT TO PRECINCT	74
ABSENTEE BALLOTS FROM CIRCUIT CLERK'S OFFICE	0
<b>TOTAL NO PARTY BALLOTS SENT TO PRECINCT</b>	<b>74</b>

<b>NO PARTY POLL SLIPS SIGNED</b>	<b>5</b>
-----------------------------------	----------

NO PARTY BALLOTS VOTED	5
NO PARTY CHALLENGED BALLOTS	0
<b>TOTAL OF BALLOTS VOTED AND CHALLENGED BALLOTS</b>	<b>5</b>

TOTAL OF BALLOTS VOTED AND CHALLENGED BALLOTS	5
NO PARTY BALLOTS SPOILED	0
NO PARTY BALLOTS UNUSED	69
TOTAL NO PARTY BALLOTS	74
(Will Equal "Total Number of Ballots Sent to Precinct")	

#### PRECINCT SEVENTY-EIGHT A

DEMOCRATIC BALLOTS SENT TO PRECINCT	220
ABSENTEE BALLOTS FROM CIRCUIT CLERK'S OFFICE	4
<b>TOTAL DEMOCRATIC BALLOTS SENT TO PRECINCT</b>	<b>224</b>

<b>DEMOCRATIC POLL SLIPS SIGNED</b>	<b>114</b>
-------------------------------------	------------

DEMOCRATIC BALLOTS VOTED	113
DEMOCRATIC CHALLENGED BALLOTS	1
<b>TOTAL OF BALLOTS VOTED AND CHALLENGED BALLOTS</b>	<b>114</b>

TOTAL OF BALLOTS VOTED AND CHALLENGED BALLOTS	114
DEMOCRATIC BALLOTS SPOILED	1
DEMOCRATIC BALLOTS UNUSED	109
TOTAL DEMOCRATIC BALLOTS	224
(Will Equal "Total Number of Ballots Sent to Precinct")	

REPUBLICAN BALLOTS SENT TO PRECINCT	159
ABSENTEE BALLOTS FROM CIRCUIT CLERK'S OFFICE	2
<b>TOTAL REPUBLICAN BALLOTS SENT TO PRECINCT</b>	<b>161</b>

<b>REPUBLICAN POLL SLIPS SIGNED</b>	<b>59</b>
-------------------------------------	-----------

REPUBLICAN BALLOTS VOTED	56
REPUBLICAN CHALLENGED BALLOTS	2
<b>TOTAL OF BALLOTS VOTED AND CHALLENGED BALLOTS</b>	<b>58</b>

TOTAL OF BALLOTS VOTED AND CHALLENGED BALLOTS	58
REPUBLICAN BALLOTS SPOILED	2
REPUBLICAN BALLOTS UNUSED	101
TOTAL REPUBLICAN BALLOTS	161
(Will Equal "Total Number of Ballots Sent to Precinct")	

LIBERTARIAN BALLOTS SENT TO PRECINCT	10
ABSENTEE BALLOTS FROM CIRCUIT CLERK'S OFFICE	0
<b>TOTAL LIBERTARIAN BALLOTS SENT TO PRECINCT</b>	<b>10</b>

<b>LIBERTARIAN POLL SLIPS SIGNED</b>	<b>1</b>
--------------------------------------	----------

LIBERTARIAN BALLOTS VOTED	1
LIBERTARIAN CHALLENGED BALLOTS	0

<b>TOTAL OF BALLOTS VOTED AND CHALLENGED BALLOTS</b>	<b>1</b>
TOTAL OF BALLOTS VOTED AND CHALLENGED BALLOTS	1
LIBERTARIAN BALLOTS SPOILED	0
LIBERTARIAN BALLOTS UNUSED	9
TOTAL LIBERTARIAN BALLOTS	10
(Will Equal "Total Number of Ballots Sent to Precinct")	
NO PARTY BALLOTS SENT TO PRECINCT	43
ABSENTEE BALLOTS FROM CIRCUIT CLERK'S OFFICE	0
<b>TOTAL NO PARTY BALLOTS SENT TO PRECINCT</b>	<b>43</b>
<b>NO PARTY POLL SLIPS SIGNED</b>	<b>0</b>
NO PARTY BALLOTS VOTED	0
NO PARTY CHALLENGED BALLOTS	0
<b>TOTAL OF BALLOTS VOTED AND CHALLENGED BALLOTS</b>	<b>0</b>
TOTAL OF BALLOTS VOTED AND CHALLENGED BALLOTS	0
NO PARTY BALLOTS SPOILED	0
NO PARTY BALLOTS UNUSED	43
TOTAL NO PARTY BALLOTS	43
(Will Equal "Total Number of Ballots Sent to Precinct")	

#### **PRECINCT SEVENTY-EIGHT B**

DEMOCRATIC BALLOTS SENT TO PRECINCT	139
ABSENTEE BALLOTS FROM CIRCUIT CLERK'S OFFICE	0
<b>TOTAL DEMOCRATIC BALLOTS SENT TO PRECINCT</b>	<b>139</b>
<b>DEMOCRATIC POLL SLIPS SIGNED</b>	<b>68</b>
DEMOCRATIC BALLOTS VOTED	65
DEMOCRATIC CHALLENGED BALLOTS	3
<b>TOTAL OF BALLOTS VOTED AND CHALLENGED BALLOTS</b>	<b>68</b>
TOTAL OF BALLOTS VOTED AND CHALLENGED BALLOTS	68
DEMOCRATIC BALLOTS SPOILED	2
DEMOCRATIC BALLOTS UNUSED	69
TOTAL DEMOCRATIC BALLOTS	139
(Will Equal "Total Number of Ballots Sent to Precinct")	
REPUBLICAN BALLOTS SENT TO PRECINCT	107
ABSENTEE BALLOTS FROM CIRCUIT CLERK'S OFFICE	0
<b>TOTAL REPUBLICAN BALLOTS SENT TO PRECINCT</b>	<b>107</b>
<b>REPUBLICAN POLL SLIPS SIGNED</b>	<b>46</b>
REPUBLICAN BALLOTS VOTED	42
REPUBLICAN CHALLENGED BALLOTS	4
<b>TOTAL OF BALLOTS VOTED AND CHALLENGED BALLOTS</b>	<b>46</b>
TOTAL OF BALLOTS VOTED AND CHALLENGED BALLOTS	46
REPUBLICAN BALLOTS SPOILED	3
REPUBLICAN BALLOTS UNUSED	58
TOTAL REPUBLICAN BALLOTS	107
(Will Equal "Total Number of Ballots Sent to Precinct")	

LIBERTARIAN BALLOTS SENT TO PRECINCT	10
ABSENTEE BALLOTS FROM CIRCUIT CLERK'S OFFICE	0
<b>TOTAL LIBERTARIAN BALLOTS SENT TO PRECINCT</b>	<b>10</b>

<b>LIBERTARIAN POLL SLIPS SIGNED</b>	<b>1</b>
--------------------------------------	----------

LIBERTARIAN BALLOTS VOTED	1
LIBERTARIAN CHALLENGED BALLOTS	0
<b>TOTAL OF BALLOTS VOTED AND CHALLENGED BALLOTS</b>	<b>1</b>

TOTAL OF BALLOTS VOTED AND CHALLENGED BALLOTS	1
LIBERTARIAN BALLOTS SPOILED	0
LIBERTARIAN BALLOTS UNUSED	9
TOTAL LIBERTARIAN BALLOTS	10
(Will Equal "Total Number of Ballots Sent to Precinct")	

NO PARTY BALLOTS SENT TO PRECINCT	26
ABSENTEE BALLOTS FROM CIRCUIT CLERK'S OFFICE	0
<b>TOTAL NO PARTY BALLOTS SENT TO PRECINCT</b>	<b>26</b>

<b>NO PARTY POLL SLIPS SIGNED</b>	<b>0</b>
-----------------------------------	----------

NO PARTY BALLOTS VOTED	0
NO PARTY CHALLENGED BALLOTS	0
<b>TOTAL OF BALLOTS VOTED AND CHALLENGED BALLOTS</b>	<b>0</b>

TOTAL OF BALLOTS VOTED AND CHALLENGED BALLOTS	0
NO PARTY BALLOTS SPOILED	0
NO PARTY BALLOTS UNUSED	26
TOTAL NO PARTY BALLOTS	26
(Will Equal "Total Number of Ballots Sent to Precinct")	

#### PRECINCT SEVENTY-NINE A

DEMOCRATIC BALLOTS SENT TO PRECINCT	278
ABSENTEE BALLOTS FROM CIRCUIT CLERK'S OFFICE	5
<b>TOTAL DEMOCRATIC BALLOTS SENT TO PRECINCT</b>	<b>283</b>

<b>DEMOCRATIC POLL SLIPS SIGNED</b>	<b>129</b>
-------------------------------------	------------

DEMOCRATIC BALLOTS VOTED	126
DEMOCRATIC CHALLENGED BALLOTS	3
<b>TOTAL OF BALLOTS VOTED AND CHALLENGED BALLOTS</b>	<b>129</b>

TOTAL OF BALLOTS VOTED AND CHALLENGED BALLOTS	129
DEMOCRATIC BALLOTS SPOILED	2
DEMOCRATIC BALLOTS UNUSED	152
TOTAL DEMOCRATIC BALLOTS	283
(Will Equal "Total Number of Ballots Sent to Precinct")	

REPUBLICAN BALLOTS SENT TO PRECINCT	219
ABSENTEE BALLOTS FROM CIRCUIT CLERK'S OFFICE	3
<b>TOTAL REPUBLICAN BALLOTS SENT TO PRECINCT</b>	<b>222</b>

<b>REPUBLICAN POLL SLIPS SIGNED</b>	<b>63</b>
-------------------------------------	-----------

REPUBLICAN BALLOTS VOTED	62
REPUBLICAN CHALLENGED BALLOTS	1



<b>TOTAL OF BALLOTS VOTED AND CHALLENGED BALLOTS</b>	<b>63</b>
TOTAL OF BALLOTS VOTED AND CHALLENGED BALLOTS	63
REPUBLICAN BALLOTS SPOILED	0
REPUBLICAN BALLOTS UNUSED	159
TOTAL REPUBLICAN BALLOTS	222
(Will Equal "Total Number of Ballots Sent to Precinct")	
LIBERTARIAN BALLOTS SENT TO PRECINCT	10
ABSENTEE BALLOTS FROM CIRCUIT CLERK'S OFFICE	0
<b>TOTAL LIBERTARIAN BALLOTS SENT TO PRECINCT</b>	<b>10</b>
<b>LIBERTARIAN POLL SLIPS SIGNED</b>	<b>0</b>
LIBERTARIAN BALLOTS VOTED	0
LIBERTARIAN CHALLENGED BALLOTS	0
<b>TOTAL OF BALLOTS VOTED AND CHALLENGED BALLOTS</b>	<b>0</b>
TOTAL OF BALLOTS VOTED AND CHALLENGED BALLOTS	0
LIBERTARIAN BALLOTS SPOILED	0
LIBERTARIAN BALLOTS UNUSED	10
TOTAL LIBERTARIAN BALLOTS	10
(Will Equal "Total Number of Ballots Sent to Precinct")	

NO PARTY BALLOTS SENT TO PRECINCT	60
ABSENTEE BALLOTS FROM CIRCUIT CLERK'S OFFICE	0
<b>TOTAL NO PARTY BALLOTS SENT TO PRECINCT</b>	<b>60</b>
<b>NO PARTY POLL SLIPS SIGNED</b>	<b>0</b>
NO PARTY BALLOTS VOTED	0
NO PARTY CHALLENGED BALLOTS	0
<b>TOTAL OF BALLOTS VOTED AND CHALLENGED BALLOTS</b>	<b>0</b>
TOTAL OF BALLOTS VOTED AND CHALLENGED BALLOTS	0
NO PARTY BALLOTS SPOILED	0
NO PARTY BALLOTS UNUSED	60
TOTAL NO PARTY BALLOTS	60
(Will Equal "Total Number of Ballots Sent to Precinct")	

#### **PRECINCT SEVENTY-NINE B**

DEMOCRATIC BALLOTS SENT TO PRECINCT	364
ABSENTEE BALLOTS FROM CIRCUIT CLERK'S OFFICE	8
<b>TOTAL DEMOCRATIC BALLOTS SENT TO PRECINCT</b>	<b>372</b>
<b>DEMOCRATIC POLL SLIPS SIGNED</b>	<b>171</b>
DEMOCRATIC BALLOTS VOTED	165
DEMOCRATIC CHALLENGED BALLOTS	6
<b>TOTAL OF BALLOTS VOTED AND CHALLENGED BALLOTS</b>	<b>171</b>
TOTAL OF BALLOTS VOTED AND CHALLENGED BALLOTS	171
DEMOCRATIC BALLOTS SPOILED	2
DEMOCRATIC BALLOTS UNUSED	199
TOTAL DEMOCRATIC BALLOTS	372
(Will Equal "Total Number of Ballots Sent to Precinct")	

REPUBLICAN BALLOTS SENT TO PRECINCT	257
ABSENTEE BALLOTS FROM CIRCUIT CLERK'S OFFICE	3
<b>TOTAL REPUBLICAN BALLOTS SENT TO PRECINCT</b>	<b>260</b>

<b>REPUBLICAN POLL SLIPS SIGNED</b>	<b>91</b>
-------------------------------------	-----------

REPUBLICAN BALLOTS VOTED	90
REPUBLICAN CHALLENGED BALLOTS	1
<b>TOTAL OF BALLOTS VOTED AND CHALLENGED BALLOTS</b>	<b>91</b>

TOTAL OF BALLOTS VOTED AND CHALLENGED BALLOTS	91
REPUBLICAN BALLOTS SPOILED	1
REPUBLICAN BALLOTS UNUSED	168
TOTAL REPUBLICAN BALLOTS	260
(Will Equal "Total Number of Ballots Sent to Precinct")	

LIBERTARIAN BALLOTS SENT TO PRECINCT	10
ABSENTEE BALLOTS FROM CIRCUIT CLERK'S OFFICE	0
<b>TOTAL LIBERTARIAN BALLOTS SENT TO PRECINCT</b>	<b>10</b>

<b>LIBERTARIAN POLL SLIPS SIGNED</b>	<b>0</b>
--------------------------------------	----------

LIBERTARIAN BALLOTS VOTED	0
LIBERTARIAN CHALLENGED BALLOTS	0
<b>TOTAL OF BALLOTS VOTED AND CHALLENGED BALLOTS</b>	<b>0</b>

TOTAL OF BALLOTS VOTED AND CHALLENGED BALLOTS	0
LIBERTARIAN BALLOTS SPOILED	0
LIBERTARIAN BALLOTS UNUSED	10
TOTAL LIBERTARIAN BALLOTS	10
(Will Equal "Total Number of Ballots Sent to Precinct")	

NO PARTY BALLOTS SENT TO PRECINCT	81
ABSENTEE BALLOTS FROM CIRCUIT CLERK'S OFFICE	0
<b>TOTAL NO PARTY BALLOTS SENT TO PRECINCT</b>	<b>81</b>

<b>NO PARTY POLL SLIPS SIGNED</b>	<b>1</b>
-----------------------------------	----------

NO PARTY BALLOTS VOTED	1
NO PARTY CHALLENGED BALLOTS	0
<b>TOTAL OF BALLOTS VOTED AND CHALLENGED BALLOTS</b>	<b>1</b>

TOTAL OF BALLOTS VOTED AND CHALLENGED BALLOTS	1
NO PARTY BALLOTS SPOILED	0
NO PARTY BALLOTS UNUSED	80
TOTAL NO PARTY BALLOTS	81
(Will Equal "Total Number of Ballots Sent to Precinct")	

#### PRECINCT EIGHTY

DEMOCRATIC BALLOTS SENT TO PRECINCT	269
ABSENTEE BALLOTS FROM CIRCUIT CLERK'S OFFICE	4
<b>TOTAL DEMOCRATIC BALLOTS SENT TO PRECINCT</b>	<b>273</b>

<b>DEMOCRATIC POLL SLIPS SIGNED</b>	<b>115</b>
-------------------------------------	------------

DEMOCRATIC BALLOTS VOTED	113
DEMOCRATIC CHALLENGED BALLOTS	2

<b>TOTAL OF BALLOTS VOTED AND CHALLENGED BALLOTS</b>	<b>115</b>
TOTAL OF BALLOTS VOTED AND CHALLENGED BALLOTS	115
DEMOCRATIC BALLOTS SPOILED	0
DEMOCRATIC BALLOTS UNUSED	158
TOTAL DEMOCRATIC BALLOTS	273
(Will Equal "Total Number of Ballots Sent to Precinct")	
REPUBLICAN BALLOTS SENT TO PRECINCT	178
ABSENTEE BALLOTS FROM CIRCUIT CLERK'S OFFICE	1
<b>TOTAL REPUBLICAN BALLOTS SENT TO PRECINCT</b>	<b>179</b>
<b>REPUBLICAN POLL SLIPS SIGNED</b>	<b>69</b>
REPUBLICAN BALLOTS VOTED	65
REPUBLICAN CHALLENGED BALLOTS	4
<b>TOTAL OF BALLOTS VOTED AND CHALLENGED BALLOTS</b>	<b>69</b>
TOTAL OF BALLOTS VOTED AND CHALLENGED BALLOTS	69
REPUBLICAN BALLOTS SPOILED	0
REPUBLICAN BALLOTS UNUSED	110
TOTAL REPUBLICAN BALLOTS	179
(Will Equal "Total Number of Ballots Sent to Precinct")	
LIBERTARIAN BALLOTS SENT TO PRECINCT	10
ABSENTEE BALLOTS FROM CIRCUIT CLERK'S OFFICE	0
<b>TOTAL LIBERTARIAN BALLOTS SENT TO PRECINCT</b>	<b>10</b>
<b>LIBERTARIAN POLL SLIPS SIGNED</b>	<b>0</b>
LIBERTARIAN BALLOTS VOTED	0
LIBERTARIAN CHALLENGED BALLOTS	0
<b>TOTAL OF BALLOTS VOTED AND CHALLENGED BALLOTS</b>	<b>0</b>
TOTAL OF BALLOTS VOTED AND CHALLENGED BALLOTS	0
LIBERTARIAN BALLOTS SPOILED	0
LIBERTARIAN BALLOTS UNUSED	10
TOTAL LIBERTARIAN BALLOTS	10
(Will Equal "Total Number of Ballots Sent to Precinct")	
NO PARTY BALLOTS SENT TO PRECINCT	41
ABSENTEE BALLOTS FROM CIRCUIT CLERK'S OFFICE	0
<b>TOTAL NO PARTY BALLOTS SENT TO PRECINCT</b>	<b>41</b>
<b>NO PARTY POLL SLIPS SIGNED</b>	<b>4</b>
NO PARTY BALLOTS VOTED	4
NO PARTY CHALLENGED BALLOTS	0
<b>TOTAL OF BALLOTS VOTED AND CHALLENGED BALLOTS</b>	<b>4</b>
TOTAL OF BALLOTS VOTED AND CHALLENGED BALLOTS	4
NO PARTY BALLOTS SPOILED	0
NO PARTY BALLOTS UNUSED	37
TOTAL NO PARTY BALLOTS	41
(Will Equal "Total Number of Ballots Sent to Precinct")	

**PRECINCT EIGHTY-ONE**

DEMOCRATIC BALLOTS SENT TO PRECINCT	260
ABSENTEE BALLOTS FROM CIRCUIT CLERK'S OFFICE	3
<b>TOTAL DEMOCRATIC BALLOTS SENT TO PRECINCT</b>	<b>263</b>
 <b>DEMOCRATIC POLL SLIPS SIGNED</b>	 <b>126</b>
 DEMOCRATIC BALLOTS VOTED	126
DEMOCRATIC CHALLENGED BALLOTS	0
<b>TOTAL OF BALLOTS VOTED AND CHALLENGED BALLOTS</b>	<b>126</b>
 TOTAL OF BALLOTS VOTED AND CHALLENGED BALLOTS	126
DEMOCRATIC BALLOTS SPOILED	0
DEMOCRATIC BALLOTS UNUSED	137
TOTAL DEMOCRATIC BALLOTS	263
(Will Equal "Total Number of Ballots Sent to Precinct")	
  REPUBLICAN BALLOTS SENT TO PRECINCT	132
ABSENTEE BALLOTS FROM CIRCUIT CLERK'S OFFICE	2
<b>TOTAL REPUBLICAN BALLOTS SENT TO PRECINCT</b>	<b>134</b>
 <b>REPUBLICAN POLL SLIPS SIGNED</b>	 <b>53</b>
 REPUBLICAN BALLOTS VOTED	52
REPUBLICAN CHALLENGED BALLOTS	1
<b>TOTAL OF BALLOTS VOTED AND CHALLENGED BALLOTS</b>	<b>53</b>
 TOTAL OF BALLOTS VOTED AND CHALLENGED BALLOTS	53
REPUBLICAN BALLOTS SPOILED	2
REPUBLICAN BALLOTS UNUSED	79
TOTAL REPUBLICAN BALLOTS	134
(Will Equal "Total Number of Ballots Sent to Precinct")	
  LIBERTARIAN BALLOTS SENT TO PRECINCT	10
ABSENTEE BALLOTS FROM CIRCUIT CLERK'S OFFICE	0
<b>TOTAL LIBERTARIAN BALLOTS SENT TO PRECINCT</b>	<b>10</b>
 <b>LIBERTARIAN POLL SLIPS SIGNED</b>	 <b>2</b>
 LIBERTARIAN BALLOTS VOTED	2
LIBERTARIAN CHALLENGED BALLOTS	0
<b>TOTAL OF BALLOTS VOTED AND CHALLENGED BALLOTS</b>	<b>2</b>
 TOTAL OF BALLOTS VOTED AND CHALLENGED BALLOTS	2
LIBERTARIAN BALLOTS SPOILED	0
LIBERTARIAN BALLOTS UNUSED	8
TOTAL LIBERTARIAN BALLOTS	10
(Will Equal "Total Number of Ballots Sent to Precinct")	
  NO PARTY BALLOTS SENT TO PRECINCT	38
ABSENTEE BALLOTS FROM CIRCUIT CLERK'S OFFICE	0
<b>TOTAL NO PARTY BALLOTS SENT TO PRECINCT</b>	<b>38</b>
 <b>NO PARTY POLL SLIPS SIGNED</b>	 <b>8</b>
 NO PARTY BALLOTS VOTED	8
NO PARTY CHALLENGED BALLOTS	0

<b>TOTAL OF BALLOTS VOTED AND CHALLENGED BALLOTS</b>	<b>8</b>
TOTAL OF BALLOTS VOTED AND CHALLENGED BALLOTS	8
NO PARTY BALLOTS SPOILED	0
NO PARTY BALLOTS UNUSED	30
TOTAL NO PARTY BALLOTS	38
(Will Equal "Total Number of Ballots Sent to Precinct")	

**PRECINCT EIGHTY-TWO**

DEMOCRATIC BALLOTS SENT TO PRECINCT	222
ABSENTEE BALLOTS FROM CIRCUIT CLERK'S OFFICE	1
<b>TOTAL DEMOCRATIC BALLOTS SENT TO PRECINCT</b>	<b>223</b>

<b>DEMOCRATIC POLL SLIPS SIGNED</b>	<b>92</b>
-------------------------------------	-----------

DEMOCRATIC BALLOTS VOTED	92
DEMOCRATIC CHALLENGED BALLOTS	0
<b>TOTAL OF BALLOTS VOTED AND CHALLENGED BALLOTS</b>	<b>92</b>

TOTAL OF BALLOTS VOTED AND CHALLENGED BALLOTS	92
DEMOCRATIC BALLOTS SPOILED	2
DEMOCRATIC BALLOTS UNUSED	129
TOTAL DEMOCRATIC BALLOTS	223
(Will Equal "Total Number of Ballots Sent to Precinct")	

REPUBLICAN BALLOTS SENT TO PRECINCT	102
ABSENTEE BALLOTS FROM CIRCUIT CLERK'S OFFICE	0
<b>TOTAL REPUBLICAN BALLOTS SENT TO PRECINCT</b>	<b>102</b>

<b>REPUBLICAN POLL SLIPS SIGNED</b>	<b>40</b>
-------------------------------------	-----------

REPUBLICAN BALLOTS VOTED	40
REPUBLICAN CHALLENGED BALLOTS	0
<b>TOTAL OF BALLOTS VOTED AND CHALLENGED BALLOTS</b>	<b>40</b>

TOTAL OF BALLOTS VOTED AND CHALLENGED BALLOTS	40
REPUBLICAN BALLOTS SPOILED	1
REPUBLICAN BALLOTS UNUSED	61
TOTAL REPUBLICAN BALLOTS	102
(Will Equal "Total Number of Ballots Sent to Precinct")	

LIBERTARIAN BALLOTS SENT TO PRECINCT	10
ABSENTEE BALLOTS FROM CIRCUIT CLERK'S OFFICE	0
<b>TOTAL LIBERTARIAN BALLOTS SENT TO PRECINCT</b>	<b>10</b>

<b>LIBERTARIAN POLL SLIPS SIGNED</b>	<b>0</b>
--------------------------------------	----------

LIBERTARIAN BALLOTS VOTED	0
LIBERTARIAN CHALLENGED BALLOTS	0
<b>TOTAL OF BALLOTS VOTED AND CHALLENGED BALLOTS</b>	<b>0</b>

TOTAL OF BALLOTS VOTED AND CHALLENGED BALLOTS	0
LIBERTARIAN BALLOTS SPOILED	0
LIBERTARIAN BALLOTS UNUSED	10
TOTAL LIBERTARIAN BALLOTS	10
(Will Equal "Total Number of Ballots Sent to Precinct")	

NO PARTY BALLOTS SENT TO PRECINCT	24
ABSENTEE BALLOTS FROM CIRCUIT CLERK'S OFFICE	0
<b>TOTAL NO PARTY BALLOTS SENT TO PRECINCT</b>	<b>24</b>

<b>NO PARTY POLL SLIPS SIGNED</b>	<b>1</b>
-----------------------------------	----------

NO PARTY BALLOTS VOTED	1
NO PARTY CHALLENGED BALLOTS	0
<b>TOTAL OF BALLOTS VOTED AND CHALLENGED BALLOTS</b>	<b>1</b>

TOTAL OF BALLOTS VOTED AND CHALLENGED BALLOTS	1
NO PARTY BALLOTS SPOILED	0
NO PARTY BALLOTS UNUSED	23
TOTAL NO PARTY BALLOTS	24
(Will Equal "Total Number of Ballots Sent to Precinct")	

#### **PRECINCT EIGHTY-THREE A**

DEMOCRATIC BALLOTS SENT TO PRECINCT	275
ABSENTEE BALLOTS FROM CIRCUIT CLERK'S OFFICE	2
<b>TOTAL DEMOCRATIC BALLOTS SENT TO PRECINCT</b>	<b>277</b>

<b>DEMOCRATIC POLL SLIPS SIGNED</b>	<b>99</b>
-------------------------------------	-----------

DEMOCRATIC BALLOTS VOTED	96
DEMOCRATIC CHALLENGED BALLOTS	3
<b>TOTAL OF BALLOTS VOTED AND CHALLENGED BALLOTS</b>	<b>99</b>

TOTAL OF BALLOTS VOTED AND CHALLENGED BALLOTS	99
DEMOCRATIC BALLOTS SPOILED	0
DEMOCRATIC BALLOTS UNUSED	178
TOTAL DEMOCRATIC BALLOTS	277
(Will Equal "Total Number of Ballots Sent to Precinct")	

REPUBLICAN BALLOTS SENT TO PRECINCT	158
ABSENTEE BALLOTS FROM CIRCUIT CLERK'S OFFICE	0
<b>TOTAL REPUBLICAN BALLOTS SENT TO PRECINCT</b>	<b>158</b>

<b>REPUBLICAN POLL SLIPS SIGNED</b>	<b>39</b>
-------------------------------------	-----------

REPUBLICAN BALLOTS VOTED	36
REPUBLICAN CHALLENGED BALLOTS	2
<b>TOTAL OF BALLOTS VOTED AND CHALLENGED BALLOTS</b>	<b>38</b>

TOTAL OF BALLOTS VOTED AND CHALLENGED BALLOTS	38
REPUBLICAN BALLOTS SPOILED	1
REPUBLICAN BALLOTS UNUSED	119
TOTAL REPUBLICAN BALLOTS	158
(Will Equal "Total Number of Ballots Sent to Precinct")	

LIBERTARIAN BALLOTS SENT TO PRECINCT	10
ABSENTEE BALLOTS FROM CIRCUIT CLERK'S OFFICE	0
<b>TOTAL LIBERTARIAN BALLOTS SENT TO PRECINCT</b>	<b>10</b>

<b>LIBERTARIAN POLL SLIPS SIGNED</b>	<b>0</b>
--------------------------------------	----------

LIBERTARIAN BALLOTS VOTED	0
LIBERTARIAN CHALLENGED BALLOTS	0

<b>TOTAL OF BALLOTS VOTED AND CHALLENGED BALLOTS</b>	<b>0</b>
TOTAL OF BALLOTS VOTED AND CHALLENGED BALLOTS	0
LIBERTARIAN BALLOTS SPOILED	0
LIBERTARIAN BALLOTS UNUSED	10
TOTAL LIBERTARIAN BALLOTS	10
(Will Equal "Total Number of Ballots Sent to Precinct")	
NO PARTY BALLOTS SENT TO PRECINCT	50
ABSENTEE BALLOTS FROM CIRCUIT CLERK'S OFFICE	0
<b>TOTAL NO PARTY BALLOTS SENT TO PRECINCT</b>	<b>50</b>
<b>NO PARTY POLL SLIPS SIGNED</b>	<b>0</b>
NO PARTY BALLOTS VOTED	0
NO PARTY CHALLENGED BALLOTS	0
<b>TOTAL OF BALLOTS VOTED AND CHALLENGED BALLOTS</b>	<b>0</b>
TOTAL OF BALLOTS VOTED AND CHALLENGED BALLOTS	0
NO PARTY BALLOTS SPOILED	0
NO PARTY BALLOTS UNUSED	50
TOTAL NO PARTY BALLOTS	50
(Will Equal "Total Number of Ballots Sent to Precinct")	

**PRECINCT EIGHTY-THREE B**

DEMOCRATIC BALLOTS SENT TO PRECINCT	253
ABSENTEE BALLOTS FROM CIRCUIT CLERK'S OFFICE	1
<b>TOTAL DEMOCRATIC BALLOTS SENT TO PRECINCT</b>	<b>254</b>
<b>DEMOCRATIC POLL SLIPS SIGNED</b>	<b>94</b>
DEMOCRATIC BALLOTS VOTED	92
DEMOCRATIC CHALLENGED BALLOTS	2
<b>TOTAL OF BALLOTS VOTED AND CHALLENGED BALLOTS</b>	<b>94</b>
TOTAL OF BALLOTS VOTED AND CHALLENGED BALLOTS	94
DEMOCRATIC BALLOTS SPOILED	0
DEMOCRATIC BALLOTS UNUSED	160
TOTAL DEMOCRATIC BALLOTS	254
(Will Equal "Total Number of Ballots Sent to Precinct")	
REPUBLICAN BALLOTS SENT TO PRECINCT	118
ABSENTEE BALLOTS FROM CIRCUIT CLERK'S OFFICE	1
<b>TOTAL REPUBLICAN BALLOTS SENT TO PRECINCT</b>	<b>119</b>
<b>REPUBLICAN POLL SLIPS SIGNED</b>	<b>39</b>
REPUBLICAN BALLOTS VOTED	39
REPUBLICAN CHALLENGED BALLOTS	0
<b>TOTAL OF BALLOTS VOTED AND CHALLENGED BALLOTS</b>	<b>39</b>
TOTAL OF BALLOTS VOTED AND CHALLENGED BALLOTS	39
REPUBLICAN BALLOTS SPOILED	0
REPUBLICAN BALLOTS UNUSED	80
TOTAL REPUBLICAN BALLOTS	119
(Will Equal "Total Number of Ballots Sent to Precinct")	

LIBERTARIAN BALLOTS SENT TO PRECINCT	10
ABSENTEE BALLOTS FROM CIRCUIT CLERK'S OFFICE	0
<b>TOTAL LIBERTARIAN BALLOTS SENT TO PRECINCT</b>	<b>10</b>

<b>LIBERTARIAN POLL SLIPS SIGNED</b>	<b>0</b>
--------------------------------------	----------

LIBERTARIAN BALLOTS VOTED	0
LIBERTARIAN CHALLENGED BALLOTS	0
<b>TOTAL OF BALLOTS VOTED AND CHALLENGED BALLOTS</b>	<b>0</b>

TOTAL OF BALLOTS VOTED AND CHALLENGED BALLOTS	0
LIBERTARIAN BALLOTS SPOILED	0
LIBERTARIAN BALLOTS UNUSED	10
TOTAL LIBERTARIAN BALLOTS	10
(Will Equal "Total Number of Ballots Sent to Precinct")	

NO PARTY BALLOTS SENT TO PRECINCT	52
ABSENTEE BALLOTS FROM CIRCUIT CLERK'S OFFICE	0
<b>TOTAL NO PARTY BALLOTS SENT TO PRECINCT</b>	<b>52</b>

<b>NO PARTY POLL SLIPS SIGNED</b>	<b>3</b>
-----------------------------------	----------

NO PARTY BALLOTS VOTED	3
NO PARTY CHALLENGED BALLOTS	0
<b>TOTAL OF BALLOTS VOTED AND CHALLENGED BALLOTS</b>	<b>0</b>

TOTAL OF BALLOTS VOTED AND CHALLENGED BALLOTS	0
NO PARTY BALLOTS SPOILED	0
NO PARTY BALLOTS UNUSED	49
TOTAL NO PARTY BALLOTS	52
(Will Equal "Total Number of Ballots Sent to Precinct")	

#### PRECINCT EIGHTY-FOUR

DEMOCRATIC BALLOTS SENT TO PRECINCT	261
ABSENTEE BALLOTS FROM CIRCUIT CLERK'S OFFICE	5
<b>TOTAL DEMOCRATIC BALLOTS SENT TO PRECINCT</b>	<b>266</b>

<b>DEMOCRATIC POLL SLIPS SIGNED</b>	<b>103</b>
(Only found three challenge ballots on Democrat and two on Republican. Counts will be off on both with three challenge ballots.)	

DEMOCRATIC BALLOTS VOTED	101
DEMOCRATIC CHALLENGED BALLOTS	2
<b>TOTAL OF BALLOTS VOTED AND CHALLENGED BALLOTS</b>	<b>103</b>

TOTAL OF BALLOTS VOTED AND CHALLENGED BALLOTS	103
DEMOCRATIC BALLOTS SPOILED	2
DEMOCRATIC BALLOTS UNUSED	161
TOTAL DEMOCRATIC BALLOTS	266
(Will Equal "Total Number of Ballots Sent to Precinct")	

REPUBLICAN BALLOTS SENT TO PRECINCT	152
ABSENTEE BALLOTS FROM CIRCUIT CLERK'S OFFICE	2
<b>TOTAL REPUBLICAN BALLOTS SENT TO PRECINCT</b>	<b>154</b>

<b>REPUBLICAN POLL SLIPS SIGNED</b>	<b>45</b>
-------------------------------------	-----------



REPUBLICAN BALLOTS VOTED	43
REPUBLICAN CHALLENGED BALLOTS	2
<b>TOTAL OF BALLOTS VOTED AND CHALLENGED BALLOTS</b>	<b>45</b>

TOTAL OF BALLOTS VOTED AND CHALLENGED BALLOTS	45
REPUBLICAN BALLOTS SPOILED	0
REPUBLICAN BALLOTS UNUSED	110
TOTAL REPUBLICAN BALLOTS	155
(Will Equal "Total Number of Ballots Sent to Precinct")	

LIBERTARIAN BALLOTS SENT TO PRECINCT	10
ABSENTEE BALLOTS FROM CIRCUIT CLERK'S OFFICE	0
<b>TOTAL LIBERTARIAN BALLOTS SENT TO PRECINCT</b>	<b>10</b>

<b>LIBERTARIAN POLL SLIPS SIGNED</b>	<b>0</b>
--------------------------------------	----------

LIBERTARIAN BALLOTS VOTED	0
LIBERTARIAN CHALLENGED BALLOTS	0
<b>TOTAL OF BALLOTS VOTED AND CHALLENGED BALLOTS</b>	<b>0</b>

TOTAL OF BALLOTS VOTED AND CHALLENGED BALLOTS	0
LIBERTARIAN BALLOTS SPOILED	0
LIBERTARIAN BALLOTS UNUSED	10
TOTAL LIBERTARIAN BALLOTS	10
(Will Equal "Total Number of Ballots Sent to Precinct")	

NO PARTY BALLOTS SENT TO PRECINCT	69
ABSENTEE BALLOTS FROM CIRCUIT CLERK'S OFFICE	0
<b>TOTAL NO PARTY BALLOTS SENT TO PRECINCT</b>	<b>69</b>

<b>NO PARTY POLL SLIPS SIGNED</b>	<b>4</b>
-----------------------------------	----------

NO PARTY BALLOTS VOTED	4
NO PARTY CHALLENGED BALLOTS	0
<b>TOTAL OF BALLOTS VOTED AND CHALLENGED BALLOTS</b>	<b>4</b>

TOTAL OF BALLOTS VOTED AND CHALLENGED BALLOTS	4
NO PARTY BALLOTS SPOILED	0
NO PARTY BALLOTS UNUSED	65
TOTAL NO PARTY BALLOTS	69
(Will Equal "Total Number of Ballots Sent to Precinct")	

#### PRECINCT EIGHTY-FIVE

DEMOCRATIC BALLOTS SENT TO PRECINCT	113
ABSENTEE BALLOTS FROM CIRCUIT CLERK'S OFFICE	2
<b>TOTAL DEMOCRATIC BALLOTS SENT TO PRECINCT</b>	<b>115</b>

<b>DEMOCRATIC POLL SLIPS SIGNED</b>	<b>56</b>
-------------------------------------	-----------

DEMOCRATIC BALLOTS VOTED	56
DEMOCRATIC CHALLENGED BALLOTS	0
<b>TOTAL OF BALLOTS VOTED AND CHALLENGED BALLOTS</b>	<b>56</b>

TOTAL OF BALLOTS VOTED AND CHALLENGED BALLOTS	56
DEMOCRATIC BALLOTS SPOILED	0
DEMOCRATIC BALLOTS UNUSED	59
TOTAL DEMOCRATIC BALLOTS	115

(Will Equal "Total Number of Ballots Sent to Precinct")

REPUBLICAN BALLOTS SENT TO PRECINCT	47
ABSENTEE BALLOTS FROM CIRCUIT CLERK'S OFFICE	0
<b>TOTAL REPUBLICAN BALLOTS SENT TO PRECINCT</b>	<b>47</b>

<b>REPUBLICAN POLL SLIPS SIGNED</b>	<b>21</b>
REPUBLICAN BALLOTS VOTED	20
REPUBLICAN CHALLENGED BALLOTS	1
<b>TOTAL OF BALLOTS VOTED AND CHALLENGED BALLOTS</b>	<b>21</b>

TOTAL OF BALLOTS VOTED AND CHALLENGED BALLOTS	21
REPUBLICAN BALLOTS SPOILED	0
REPUBLICAN BALLOTS UNUSED	26
TOTAL REPUBLICAN BALLOTS	47
(Will Equal "Total Number of Ballots Sent to Precinct")	

LIBERTARIAN BALLOTS SENT TO PRECINCT	10
ABSENTEE BALLOTS FROM CIRCUIT CLERK'S OFFICE	0
<b>TOTAL LIBERTARIAN BALLOTS SENT TO PRECINCT</b>	<b>10</b>

<b>LIBERTARIAN POLL SLIPS SIGNED</b>	<b>0</b>
--------------------------------------	----------

LIBERTARIAN BALLOTS VOTED	0
LIBERTARIAN CHALLENGED BALLOTS	0
<b>TOTAL OF BALLOTS VOTED AND CHALLENGED BALLOTS</b>	<b>0</b>

TOTAL OF BALLOTS VOTED AND CHALLENGED BALLOTS	0
LIBERTARIAN BALLOTS SPOILED	0
LIBERTARIAN BALLOTS UNUSED	10
TOTAL LIBERTARIAN BALLOTS	10
(Will Equal "Total Number of Ballots Sent to Precinct")	

NO PARTY BALLOTS SENT TO PRECINCT	20
ABSENTEE BALLOTS FROM CIRCUIT CLERK'S OFFICE	0
<b>TOTAL NO PARTY BALLOTS SENT TO PRECINCT</b>	<b>20</b>

<b>NO PARTY POLL SLIPS SIGNED</b>	<b>0</b>
-----------------------------------	----------

NO PARTY BALLOTS VOTED	0
NO PARTY CHALLENGED BALLOTS	0
<b>TOTAL OF BALLOTS VOTED AND CHALLENGED BALLOTS</b>	<b>0</b>

TOTAL OF BALLOTS VOTED AND CHALLENGED BALLOTS	0
NO PARTY BALLOTS SPOILED	0
NO PARTY BALLOTS UNUSED	20
TOTAL NO PARTY BALLOTS	20
(Will Equal "Total Number of Ballots Sent to Precinct")	

#### **PRECINCT EIGHTY-SIX**

DEMOCRATIC BALLOTS SENT TO PRECINCT	361
ABSENTEE BALLOTS FROM CIRCUIT CLERK'S OFFICE	4
<b>TOTAL DEMOCRATIC BALLOTS SENT TO PRECINCT</b>	<b>365</b>

<b>DEMOCRATIC POLL SLIPS SIGNED</b>	<b>151</b>
-------------------------------------	------------

DEMOCRATIC BALLOTS VOTED	149
DEMOCRATIC CHALLENGED BALLOTS	2
<b>TOTAL OF BALLOTS VOTED AND CHALLENGED BALLOTS</b>	<b>151</b>
 TOTAL OF BALLOTS VOTED AND CHALLENGED BALLOTS	 151
DEMOCRATIC BALLOTS SPOILED	1
DEMOCRATIC BALLOTS UNUSED	213
TOTAL DEMOCRATIC BALLOTS	365
(Will Equal "Total Number of Ballots Sent to Precinct")	
 REPUBLICAN BALLOTS SENT TO PRECINCT	 251
ABSENTEE BALLOTS FROM CIRCUIT CLERK'S OFFICE	1
<b>TOTAL REPUBLICAN BALLOTS SENT TO PRECINCT</b>	<b>252</b>
 <b>REPUBLICAN POLL SLIPS SIGNED</b>	 <b>78</b>
 REPUBLICAN BALLOTS VOTED	 74
REPUBLICAN CHALLENGED BALLOTS	4
<b>TOTAL OF BALLOTS VOTED AND CHALLENGED BALLOTS</b>	<b>78</b>
 TOTAL OF BALLOTS VOTED AND CHALLENGED BALLOTS	 78
REPUBLICAN BALLOTS SPOILED	2
REPUBLICAN BALLOTS UNUSED	172
TOTAL REPUBLICAN BALLOTS	252
(Will Equal "Total Number of Ballots Sent to Precinct")	
 LIBERTARIAN BALLOTS SENT TO PRECINCT	 10
ABSENTEE BALLOTS FROM CIRCUIT CLERK'S OFFICE	0
<b>TOTAL LIBERTARIAN BALLOTS SENT TO PRECINCT</b>	<b>10</b>
 <b>LIBERTARIAN POLL SLIPS SIGNED</b>	 <b>0</b>
 LIBERTARIAN BALLOTS VOTED	 0
LIBERTARIAN CHALLENGED BALLOTS	0
<b>TOTAL OF BALLOTS VOTED AND CHALLENGED BALLOTS</b>	<b>0</b>
 TOTAL OF BALLOTS VOTED AND CHALLENGED BALLOTS	 0
LIBERTARIAN BALLOTS SPOILED	0
LIBERTARIAN BALLOTS UNUSED	10
TOTAL LIBERTARIAN BALLOTS	10
(Will Equal "Total Number of Ballots Sent to Precinct")	
 NO PARTY BALLOTS SENT TO PRECINCT	 103
ABSENTEE BALLOTS FROM CIRCUIT CLERK'S OFFICE	0
<b>TOTAL NO PARTY BALLOTS SENT TO PRECINCT</b>	<b>103</b>
 <b>NO PARTY POLL SLIPS SIGNED</b>	 <b>0</b>
 NO PARTY BALLOTS VOTED	 0
NO PARTY CHALLENGED BALLOTS	0
<b>TOTAL OF BALLOTS VOTED AND CHALLENGED BALLOTS</b>	<b>0</b>
 TOTAL OF BALLOTS VOTED AND CHALLENGED BALLOTS	 0
NO PARTY BALLOTS SPOILED	0
NO PARTY BALLOTS UNUSED	103
TOTAL NO PARTY BALLOTS	103
(Will Equal "Total Number of Ballots Sent to Precinct")	

**PRECINCT EIGHTY-SEVEN A**

DEMOCRATIC BALLOTS SENT TO PRECINCT	192
ABSENTEE BALLOTS FROM CIRCUIT CLERK'S OFFICE	2
<b>TOTAL DEMOCRATIC BALLOTS SENT TO PRECINCT</b>	<b>194</b>
<b>DEMOCRATIC POLL SLIPS SIGNED</b>	<b>77</b>
DEMOCRATIC BALLOTS VOTED	72
DEMOCRATIC CHALLENGED BALLOTS	4
<b>TOTAL OF BALLOTS VOTED AND CHALLENGED BALLOTS</b>	<b>76</b>
 TOTAL OF BALLOTS VOTED AND CHALLENGED BALLOTS	 76
DEMOCRATIC BALLOTS SPOILED	1
DEMOCRATIC BALLOTS UNUSED	117
TOTAL DEMOCRATIC BALLOTS	194
(Will Equal "Total Number of Ballots Sent to Precinct")	
REPUBLICAN BALLOTS SENT TO PRECINCT	156
ABSENTEE BALLOTS FROM CIRCUIT CLERK'S OFFICE	2
<b>TOTAL REPUBLICAN BALLOTS SENT TO PRECINCT</b>	<b>158</b>
<b>REPUBLICAN POLL SLIPS SIGNED</b>	<b>41</b>
 REPUBLICAN BALLOTS VOTED	 39
REPUBLICAN CHALLENGED BALLOTS	2
<b>TOTAL OF BALLOTS VOTED AND CHALLENGED BALLOTS</b>	<b>41</b>
 TOTAL OF BALLOTS VOTED AND CHALLENGED BALLOTS	 41
REPUBLICAN BALLOTS SPOILED	0
REPUBLICAN BALLOTS UNUSED	117
TOTAL REPUBLICAN BALLOTS	158
(Will Equal "Total Number of Ballots Sent to Precinct")	
LIBERTARIAN BALLOTS SENT TO PRECINCT	10
ABSENTEE BALLOTS FROM CIRCUIT CLERK'S OFFICE	0
<b>TOTAL LIBERTARIAN BALLOTS SENT TO PRECINCT</b>	<b>10</b>
<b>LIBERTARIAN POLL SLIPS SIGNED</b>	<b>0</b>
 LIBERTARIAN BALLOTS VOTED	 0
LIBERTARIAN CHALLENGED BALLOTS	0
<b>TOTAL OF BALLOTS VOTED AND CHALLENGED BALLOTS</b>	<b>0</b>
 TOTAL OF BALLOTS VOTED AND CHALLENGED BALLOTS	 0
LIBERTARIAN BALLOTS SPOILED	0
LIBERTARIAN BALLOTS UNUSED	10
TOTAL LIBERTARIAN BALLOTS	10
(Will Equal "Total Number of Ballots Sent to Precinct")	
NO PARTY BALLOTS SENT TO PRECINCT	58
ABSENTEE BALLOTS FROM CIRCUIT CLERK'S OFFICE	0
<b>TOTAL NO PARTY BALLOTS SENT TO PRECINCT</b>	<b>58</b>
<b>NO PARTY POLL SLIPS SIGNED</b>	<b>0</b>
 NO PARTY BALLOTS VOTED	 0
NO PARTY CHALLENGED BALLOTS	0

<b>TOTAL OF BALLOTS VOTED AND CHALLENGED BALLOTS</b>	<b>0</b>
TOTAL OF BALLOTS VOTED AND CHALLENGED BALLOTS	0
NO PARTY BALLOTS SPOILED	0
NO PARTY BALLOTS UNUSED	58
TOTAL NO PARTY BALLOTS	58
(Will Equal "Total Number of Ballots Sent to Precinct")	

**PRECINCT EIGHTY-SEVEN B**

DEMOCRATIC BALLOTS SENT TO PRECINCT	164
ABSENTEE BALLOTS FROM CIRCUIT CLERK'S OFFICE	3
<b>TOTAL DEMOCRATIC BALLOTS SENT TO PRECINCT</b>	<b>167</b>

<b>DEMOCRATIC POLL SLIPS SIGNED</b>	<b>80</b>
-------------------------------------	-----------

DEMOCRATIC BALLOTS VOTED	77
DEMOCRATIC CHALLENGED BALLOTS	4
<b>TOTAL OF BALLOTS VOTED AND CHALLENGED BALLOTS</b>	<b>81</b>

TOTAL OF BALLOTS VOTED AND CHALLENGED BALLOTS	81
DEMOCRATIC BALLOTS SPOILED	0
DEMOCRATIC BALLOTS UNUSED	86
TOTAL DEMOCRATIC BALLOTS	167
(Will Equal "Total Number of Ballots Sent to Precinct")	

REPUBLICAN BALLOTS SENT TO PRECINCT	136
ABSENTEE BALLOTS FROM CIRCUIT CLERK'S OFFICE	1
<b>TOTAL REPUBLICAN BALLOTS SENT TO PRECINCT</b>	<b>137</b>

<b>REPUBLICAN POLL SLIPS SIGNED</b>	<b>44</b>
-------------------------------------	-----------

REPUBLICAN BALLOTS VOTED	42
REPUBLICAN CHALLENGED BALLOTS	1
<b>TOTAL OF BALLOTS VOTED AND CHALLENGED BALLOTS</b>	<b>43</b>

TOTAL OF BALLOTS VOTED AND CHALLENGED BALLOTS	43
REPUBLICAN BALLOTS SPOILED	0
REPUBLICAN BALLOTS UNUSED	94
TOTAL REPUBLICAN BALLOTS	137
(Will Equal "Total Number of Ballots Sent to Precinct")	

LIBERTARIAN BALLOTS SENT TO PRECINCT	10
ABSENTEE BALLOTS FROM CIRCUIT CLERK'S OFFICE	0
<b>TOTAL LIBERTARIAN BALLOTS SENT TO PRECINCT</b>	<b>10</b>

<b>LIBERTARIAN POLL SLIPS SIGNED</b>	<b>0</b>
--------------------------------------	----------

LIBERTARIAN BALLOTS VOTED	0
LIBERTARIAN CHALLENGED BALLOTS	0
<b>TOTAL OF BALLOTS VOTED AND CHALLENGED BALLOTS</b>	<b>0</b>

TOTAL OF BALLOTS VOTED AND CHALLENGED BALLOTS	0
LIBERTARIAN BALLOTS SPOILED	0
LIBERTARIAN BALLOTS UNUSED	10
TOTAL LIBERTARIAN BALLOTS	10
(Will Equal "Total Number of Ballots Sent to Precinct")	

NO PARTY BALLOTS SENT TO PRECINCT	49
ABSENTEE BALLOTS FROM CIRCUIT CLERK'S OFFICE	0
<b>TOTAL NO PARTY BALLOTS SENT TO PRECINCT</b>	<b>49</b>

<b>NO PARTY POLL SLIPS SIGNED</b>	<b>0</b>
-----------------------------------	----------

NO PARTY BALLOTS VOTED	0
NO PARTY CHALLENGED BALLOTS	0
<b>TOTAL OF BALLOTS VOTED AND CHALLENGED BALLOTS</b>	<b>0</b>

TOTAL OF BALLOTS VOTED AND CHALLENGED BALLOTS	0
NO PARTY BALLOTS SPOILED	0
NO PARTY BALLOTS UNUSED	49
TOTAL NO PARTY BALLOTS	49
(Will Equal "Total Number of Ballots Sent to Precinct")	

#### PRECINCT EIGHTY-EIGHT

DEMOCRATIC BALLOTS SENT TO PRECINCT	361
ABSENTEE BALLOTS FROM CIRCUIT CLERK'S OFFICE	11
<b>TOTAL DEMOCRATIC BALLOTS SENT TO PRECINCT</b>	<b>372</b>

<b>DEMOCRATIC POLL SLIPS SIGNED</b>	<b>140</b>
-------------------------------------	------------

DEMOCRATIC BALLOTS VOTED	138
DEMOCRATIC CHALLENGED BALLOTS	2
<b>TOTAL OF BALLOTS VOTED AND CHALLENGED BALLOTS</b>	<b>140</b>

TOTAL OF BALLOTS VOTED AND CHALLENGED BALLOTS	140
DEMOCRATIC BALLOTS SPOILED	0
DEMOCRATIC BALLOTS UNUSED	232
TOTAL DEMOCRATIC BALLOTS	372
(Will Equal "Total Number of Ballots Sent to Precinct")	

REPUBLICAN BALLOTS SENT TO PRECINCT	223
ABSENTEE BALLOTS FROM CIRCUIT CLERK'S OFFICE	1
<b>TOTAL REPUBLICAN BALLOTS SENT TO PRECINCT</b>	<b>224</b>

<b>REPUBLICAN POLL SLIPS SIGNED</b>	<b>54</b>
-------------------------------------	-----------

REPUBLICAN BALLOTS VOTED	53
REPUBLICAN CHALLENGED BALLOTS	1
<b>TOTAL OF BALLOTS VOTED AND CHALLENGED BALLOTS</b>	<b>54</b>

TOTAL OF BALLOTS VOTED AND CHALLENGED BALLOTS	54
REPUBLICAN BALLOTS SPOILED	0
REPUBLICAN BALLOTS UNUSED	170
TOTAL REPUBLICAN BALLOTS	224
(Will Equal "Total Number of Ballots Sent to Precinct")	

LIBERTARIAN BALLOTS SENT TO PRECINCT	10
ABSENTEE BALLOTS FROM CIRCUIT CLERK'S OFFICE	0
<b>TOTAL LIBERTARIAN BALLOTS SENT TO PRECINCT</b>	<b>10</b>

<b>LIBERTARIAN POLL SLIPS SIGNED</b>	<b>0</b>
--------------------------------------	----------

LIBERTARIAN BALLOTS VOTED	0
LIBERTARIAN CHALLENGED BALLOTS	0

<b>TOTAL OF BALLOTS VOTED AND CHALLENGED BALLOTS</b>	<b>0</b>
TOTAL OF BALLOTS VOTED AND CHALLENGED BALLOTS	0
LIBERTARIAN BALLOTS SPOILED	0
LIBERTARIAN BALLOTS UNUSED	10
TOTAL LIBERTARIAN BALLOTS	10
(Will Equal "Total Number of Ballots Sent to Precinct")	
NO PARTY BALLOTS SENT TO PRECINCT	86
ABSENTEE BALLOTS FROM CIRCUIT CLERK'S OFFICE	0
<b>TOTAL NO PARTY BALLOTS SENT TO PRECINCT</b>	<b>86</b>
<b>NO PARTY POLL SLIPS SIGNED</b>	<b>6</b>
NO PARTY BALLOTS VOTED	6
NO PARTY CHALLENGED BALLOTS	0
<b>TOTAL OF BALLOTS VOTED AND CHALLENGED BALLOTS</b>	<b>6</b>
TOTAL OF BALLOTS VOTED AND CHALLENGED BALLOTS	6
NO PARTY BALLOTS SPOILED	0
NO PARTY BALLOTS UNUSED	80
TOTAL NO PARTY BALLOTS	86
(Will Equal "Total Number of Ballots Sent to Precinct")	

#### PRECINCT NINETY

DEMOCRATIC BALLOTS SENT TO PRECINCT	171
ABSENTEE BALLOTS FROM CIRCUIT CLERK'S OFFICE	1
<b>TOTAL DEMOCRATIC BALLOTS SENT TO PRECINCT</b>	<b>172</b>
<b>DEMOCRATIC POLL SLIPS SIGNED</b>	<b>90</b>
DEMOCRATIC BALLOTS VOTED	88
DEMOCRATIC CHALLENGED BALLOTS	2
<b>TOTAL OF BALLOTS VOTED AND CHALLENGED BALLOTS</b>	<b>90</b>
TOTAL OF BALLOTS VOTED AND CHALLENGED BALLOTS	90
DEMOCRATIC BALLOTS SPOILED	0
DEMOCRATIC BALLOTS UNUSED	82
TOTAL DEMOCRATIC BALLOTS	172
(Will Equal "Total Number of Ballots Sent to Precinct")	
REPUBLICAN BALLOTS SENT TO PRECINCT	143
ABSENTEE BALLOTS FROM CIRCUIT CLERK'S OFFICE	3
<b>TOTAL REPUBLICAN BALLOTS SENT TO PRECINCT</b>	<b>146</b>
<b>REPUBLICAN POLL SLIPS SIGNED</b>	<b>47</b>
REPUBLICAN BALLOTS VOTED	47
REPUBLICAN CHALLENGED BALLOTS	0
<b>TOTAL OF BALLOTS VOTED AND CHALLENGED BALLOTS</b>	<b>47</b>
TOTAL OF BALLOTS VOTED AND CHALLENGED BALLOTS	47
REPUBLICAN BALLOTS SPOILED	0
REPUBLICAN BALLOTS UNUSED	99
TOTAL REPUBLICAN BALLOTS	146
(Will Equal "Total Number of Ballots Sent to Precinct")	

LIBERTARIAN BALLOTS SENT TO PRECINCT	10
ABSENTEE BALLOTS FROM CIRCUIT CLERK'S OFFICE	0
<b>TOTAL LIBERTARIAN BALLOTS SENT TO PRECINCT</b>	<b>10</b>

<b>LIBERTARIAN POLL SLIPS SIGNED</b>	<b>3</b>
--------------------------------------	----------

LIBERTARIAN BALLOTS VOTED	3
LIBERTARIAN CHALLENGED BALLOTS	0
<b>TOTAL OF BALLOTS VOTED AND CHALLENGED BALLOTS</b>	<b>3</b>

TOTAL OF BALLOTS VOTED AND CHALLENGED BALLOTS	3
LIBERTARIAN BALLOTS SPOILED	0
LIBERTARIAN BALLOTS UNUSED	7
TOTAL LIBERTARIAN BALLOTS	10
(Will Equal "Total Number of Ballots Sent to Precinct")	

NO PARTY BALLOTS SENT TO PRECINCT	38
ABSENTEE BALLOTS FROM CIRCUIT CLERK'S OFFICE	1
<b>TOTAL NO PARTY BALLOTS SENT TO PRECINCT</b>	<b>39</b>

<b>NO PARTY POLL SLIPS SIGNED</b>	<b>6</b>
-----------------------------------	----------

NO PARTY BALLOTS VOTED	6
NO PARTY CHALLENGED BALLOTS	0
<b>TOTAL OF BALLOTS VOTED AND CHALLENGED BALLOTS</b>	<b>0</b>

TOTAL OF BALLOTS VOTED AND CHALLENGED BALLOTS	0
NO PARTY BALLOTS SPOILED	0
NO PARTY BALLOTS UNUSED	33
TOTAL NO PARTY BALLOTS	39
(Will Equal "Total Number of Ballots Sent to Precinct")	

#### **PRECINCT NINETY-ONE**

DEMOCRATIC BALLOTS SENT TO PRECINCT	313
ABSENTEE BALLOTS FROM CIRCUIT CLERK'S OFFICE	4
<b>TOTAL DEMOCRATIC BALLOTS SENT TO PRECINCT</b>	<b>317</b>

<b>DEMOCRATIC POLL SLIPS SIGNED</b>	<b>120</b>
-------------------------------------	------------

DEMOCRATIC BALLOTS VOTED	119
DEMOCRATIC CHALLENGED BALLOTS	2
<b>TOTAL OF BALLOTS VOTED AND CHALLENGED BALLOTS</b>	<b>121</b>

TOTAL OF BALLOTS VOTED AND CHALLENGED BALLOTS	121
DEMOCRATIC BALLOTS SPOILED	0
DEMOCRATIC BALLOTS UNUSED	196
TOTAL DEMOCRATIC BALLOTS	317
(Will Equal "Total Number of Ballots Sent to Precinct")	

REPUBLICAN BALLOTS SENT TO PRECINCT	201
ABSENTEE BALLOTS FROM CIRCUIT CLERK'S OFFICE	1
<b>TOTAL REPUBLICAN BALLOTS SENT TO PRECINCT</b>	<b>202</b>

<b>REPUBLICAN POLL SLIPS SIGNED</b>	<b>49</b>
-------------------------------------	-----------

REPUBLICAN BALLOTS VOTED	49
REPUBLICAN CHALLENGED BALLOTS	0



<b>TOTAL OF BALLOTS VOTED AND CHALLENGED BALLOTS</b>	<b>49</b>
--	-----------

TOTAL OF BALLOTS VOTED AND CHALLENGED BALLOTS	49
REPUBLICAN BALLOTS SPOILED	0
REPUBLICAN BALLOTS UNUSED	153
TOTAL REPUBLICAN BALLOTS	202
(Will Equal "Total Number of Ballots Sent to Precinct")	

LIBERTARIAN BALLOTS SENT TO PRECINCT	10
ABSENTEE BALLOTS FROM CIRCUIT CLERK'S OFFICE	0
<b>TOTAL LIBERTARIAN BALLOTS SENT TO PRECINCT</b>	<b>10</b>

<b>LIBERTARIAN POLL SLIPS SIGNED</b>	<b>0</b>
--------------------------------------	----------

LIBERTARIAN BALLOTS VOTED	0
LIBERTARIAN CHALLENGED BALLOTS	0
<b>TOTAL OF BALLOTS VOTED AND CHALLENGED BALLOTS</b>	<b>0</b>

TOTAL OF BALLOTS VOTED AND CHALLENGED BALLOTS	0
LIBERTARIAN BALLOTS SPOILED	0
LIBERTARIAN BALLOTS UNUSED	10
TOTAL LIBERTARIAN BALLOTS	10
(Will Equal "Total Number of Ballots Sent to Precinct")	

NO PARTY BALLOTS SENT TO PRECINCT	96
ABSENTEE BALLOTS FROM CIRCUIT CLERK'S OFFICE	0
<b>TOTAL NO PARTY BALLOTS SENT TO PRECINCT</b>	<b>96</b>

<b>NO PARTY POLL SLIPS SIGNED</b>	<b>2</b>
-----------------------------------	----------

NO PARTY BALLOTS VOTED	0
NO PARTY CHALLENGED BALLOTS	0
<b>TOTAL OF BALLOTS VOTED AND CHALLENGED BALLOTS</b>	<b>2</b>

TOTAL OF BALLOTS VOTED AND CHALLENGED BALLOTS	2
NO PARTY BALLOTS SPOILED	0
NO PARTY BALLOTS UNUSED	94
TOTAL NO PARTY BALLOTS	96
(Will Equal "Total Number of Ballots Sent to Precinct")	

**PRECINCT NINETY-TWO**

DEMOCRATIC BALLOTS SENT TO PRECINCT	369
ABSENTEE BALLOTS FROM CIRCUIT CLERK'S OFFICE	4
<b>TOTAL DEMOCRATIC BALLOTS SENT TO PRECINCT</b>	<b>373</b>

<b>DEMOCRATIC POLL SLIPS SIGNED</b>	<b>180</b>
-------------------------------------	------------

DEMOCRATIC BALLOTS VOTED	179
DEMOCRATIC CHALLENGED BALLOTS	1
<b>TOTAL OF BALLOTS VOTED AND CHALLENGED BALLOTS</b>	<b>180</b>

TOTAL OF BALLOTS VOTED AND CHALLENGED BALLOTS	180
DEMOCRATIC BALLOTS SPOILED	1
DEMOCRATIC BALLOTS UNUSED	192
TOTAL DEMOCRATIC BALLOTS	373
(Will Equal "Total Number of Ballots Sent to Precinct")	

REPUBLICAN BALLOTS SENT TO PRECINCT	107
ABSENTEE BALLOTS FROM CIRCUIT CLERK'S OFFICE	4
<b>TOTAL REPUBLICAN BALLOTS SENT TO PRECINCT</b>	<b>111</b>
 <b>REPUBLICAN POLL SLIPS SIGNED</b>	 <b>44</b>
 REPUBLICAN BALLOTS VOTED	 44
REPUBLICAN CHALLENGED BALLOTS	2
<b>TOTAL OF BALLOTS VOTED AND CHALLENGED BALLOTS</b>	<b>46</b>
 TOTAL OF BALLOTS VOTED AND CHALLENGED BALLOTS	 46
REPUBLICAN BALLOTS SPOILED	2
REPUBLICAN BALLOTS UNUSED	63
TOTAL REPUBLICAN BALLOTS	111
(Will Equal "Total Number of Ballots Sent to Precinct")	
  LIBERTARIAN BALLOTS SENT TO PRECINCT	  10
ABSENTEE BALLOTS FROM CIRCUIT CLERK'S OFFICE	0
<b>TOTAL LIBERTARIAN BALLOTS SENT TO PRECINCT</b>	<b>10</b>
 <b>LIBERTARIAN POLL SLIPS SIGNED</b>	 <b>3</b>
(Three poll slips were signed, two were for Republican Ballots)	
 LIBERTARIAN BALLOTS VOTED	 1
LIBERTARIAN CHALLENGED BALLOTS	0
<b>TOTAL OF BALLOTS VOTED AND CHALLENGED BALLOTS</b>	<b>1</b>
 TOTAL OF BALLOTS VOTED AND CHALLENGED BALLOTS	 1
LIBERTARIAN BALLOTS SPOILED	0
LIBERTARIAN BALLOTS UNUSED	9
TOTAL LIBERTARIAN BALLOTS	10
(Will Equal "Total Number of Ballots Sent to Precinct")	
  NO PARTY BALLOTS SENT TO PRECINCT	  39
ABSENTEE BALLOTS FROM CIRCUIT CLERK'S OFFICE	0
<b>TOTAL NO PARTY BALLOTS SENT TO PRECINCT</b>	<b>39</b>
 <b>NO PARTY POLL SLIPS SIGNED</b>	 <b>3</b>
 NO PARTY BALLOTS VOTED	 3
NO PARTY CHALLENGED BALLOTS	0
<b>TOTAL OF BALLOTS VOTED AND CHALLENGED BALLOTS</b>	<b>3</b>
 TOTAL OF BALLOTS VOTED AND CHALLENGED BALLOTS	 3
NO PARTY BALLOTS SPOILED	0
NO PARTY BALLOTS UNUSED	36
TOTAL NO PARTY BALLOTS	39
(Will Equal "Total Number of Ballots Sent to Precinct")	

The votes of the five hand tallied precincts were compared with the Summary Report generated by the Optical Scanner, which displays the number of ballots cast. The number of discrepancies were within the guidelines of one percent (1%). The ballots were placed back into the ballot box and secured.

Let the record show that in Precinct 26 nine Democrat and ten Republican ballots were found, which were placed in Precinct 22 ballot box mistakenly due to the ESS #022.

They should have been placed in Precinct 24 ballot box. All records were corrected accordingly.

A motion was duly made by Commissioner Bell, seconded by Commissioner Wiley, and unanimously carried to recess the Board of Canvassers at 3:20 P.M. until Thursday, May 18, 2000 at 3:30 P.M.

\* \* \* \* \*

**PRIMARY ELECTION – MAY 9, 2000**

**MEETINGS OF THE BOARD OF CANVASSERS**

**THURSDAY, MAY 18, 2000**

**PRESENT: MONONGALIA COUNTY COMMISSION PRESIDENT PRO TEM –**  
Betty L. Wiley  
**MONONGALIA COUNTY COMMISSION MEMBER –** Robert Bell  
**MONONGALIA COUNTY CLERK –** Michael A. Oliverio  
**DEPUTY CLERKS FROM THE COUNTY CLERK’S OFFICE –** Betty  
Tennant, April Davies, Renetta McClure, Jodi Maraney and Janet Lowe

The Board of Canvassers reconvened at 3:34 o’clock P.M. on Thursday, May 18, 2000, in Room Number 103, Voters Registration, of the Monongalia County Courthouse to declare the results of the May 9, 2000 Primary Election and to make the tally books for the five hand tallied precincts available to the Monongalia County Clerk.

A motion was duly made by Commissioner Bell, seconded by Commissioner Wiley, and unanimously carried to declare the results of the May 9, 2000 Primary Election as follows: Challenge Ballots Received was three hundred twelve (312) out of the three hundred twelve (312) Challenge Ballots Received one hundred ninety-six (196) were counted.

A motion was duly made by Commissioner Bell, seconded by Commissioner Wiley, and unanimously carried to set the bond for a recount at three hundred dollars (\$300.00) certified check or cash.

Let the record show that the Canvass has been completed and the results have been declared as tabulated including the Challenge Ballots as the results of the long form report of 14,187 voted to be the officially declared results of the election on May 16, 2000 at 12:31 P.M.

A motion was duly made by Commissioner Bell, seconded by Commissioner Wiley, and unanimously carried to recess the Board of Canvassers at 3:53 P.M. until Monday, May 22, 2000 at 3:30 P.M.

\* \* \* \* \*

**PRIMARY ELECTION – MAY 9, 2000**

**MEETINGS OF THE BOARD OF CANVASSERS**

**MONDAY, MAY 22, 2000**

**PRESENT: MONONGALIA COUNTY COMMISSION PRESIDENT PRO TEM –**

Betty L. Wiley

**MONONGALIA COUNTY COMMISSION MEMBER –** Robert Bell

**MONONGALIA COUNTY CLERK –** Michael A. Oliverio

**DEPUTY CLERKS FROM THE COUNTY CLERK’S OFFICE –** Betty

Tennant, April Davies, Rennetta McClure, Jodi Maraney and Janet Lowe

The Board of Canvassers reconvened at 3:55 o’clock P.M. on Monday, May 22, 2000, in Room Number 103, Voters Registration, of the Monongalia County Courthouse to certify the results of the May 9, 2000 Primary Election, except for the Democrat House of Delegates, 44<sup>th</sup> District.

**MAY 9, 2000 PRIMARY ELECTION  
OFFICIALLY DECLARED RESULTS**

**DEMOCRAT BALLOT**

**FOR THE OFFICE OF PRESIDENT OF THE UNITED STATES**

<b>AL GORE</b> received	6,451
Six Thousand Four Hundred Fifty-One	

<b>ANGUS WHEELER MCDONALD</b> received	709
Seven Hundred Nine	

<b>BILL BRADLEY</b> received	1,790
One Thousand Seven Hundred Ninety	

<b>LYNDON H. LAROCHE, JR.</b> received	163
One Hundred Sixty-Three	

**FOR THE OFFICE OF U.S. SENATOR**

<b>ROBERT C. BYRD</b> received	8,781
Eight Thousand Seven Hundred Eighty-One	

**FOR THE OFFICE OF U.S. HOUSE OF REPRESENTATIVES  
FIRST CONGRESSIONAL DISTRICT**

<b>ALAN B. MOLLOHAN</b> received	8,312
Eight Thousand Three Hundred Twelve	

**FOR THE OFFICE OF GOVERNOR**

<b>BOB WISE</b> received	5,402
Five Thousand Four Hundred Two	

<b>JIM LEES</b> received Four Thousand Sixty-Four	4,064
--	-------

**FOR THE OFFICE OF SECRETARY OF STATE**

<b>BOBBY NELSON</b> received Two Hundred Eighty-One	281
--	-----

<b>CHARLOTTE PRITT</b> received One Thousand Five Hundred Eighty	1,580
---	-------

<b>JOE MANCHIN</b> received Two Thousand Twenty-Three	2,023
--	-------

<b>MIKE OLIVERIO</b> received Six Thousand One Hundred Twenty	6,120
--	-------

**FOR THE OFFICE OF AUDITOR**

<b>GLEN B. GAINER III</b> received Seven Thousand Seven Hundred Eighty-Two	7,782
---	-------

**FOR THE OFFICE OF TREASURER**

<b>JOHN D. PERDUE</b> received Seven Thousand Five Hundred Fifty-Four	7,554
--	-------

**FOR THE OFFICE OF COMMISSIONER OF AGRICULTURE**

<b>GUS R. DOUGLASS</b> received Seven Thousand Seven Hundred Thirty-Six	7,736
--	-------

**FOR THE OFFICE OF ATTORNEY GENERAL**

<b>DARRELL MCGRAW</b> received Seven Thousand Three Hundred Eighty-Six	7,386
---	-------

**FOR THE OFFICE OF SUPREME COURT APPEALS JUSTICE**

<b>BOB BASTRESS</b> received Six Thousand Two Hundred Thirty-Six	6,236
---	-------

<b>EVAN H. JENKINS</b> received One Thousand Four Hundred Twenty-Nine	1,429
--	-------

<b>JOE ALBRIGHT</b> received Three Thousand Four Hundred Twenty-Seven	3,427
--	-------

<b>ROBIN JEAN DAVIS</b> received Three Thousand One Hundred Sixteen	3,116
--	-------

**FOR THE OFFICE OF STATE SENATOR  
THIRTEENTH CONGRESSIONAL DISTRICT**

<b>ROMAN W. PREZIOSO, JR.</b> received Five Thousand One Hundred Ninety-Three	5,193
--	-------

**FOR THE OFFICE OF STATE SENATOR  
FOURTEENTH CONGRESSIONAL DISTRICT**

<b>JON BLAIR HUNTER</b> received Two Thousand One Hundred Thirteen	2,113
---	-------

**FOR THE OFFICE OF HOUSE OF DELEGATES  
FORTY-SECOND CONGRESSIONAL DISTRICT**

<b>DIANE C. PARKER</b> received Ninety-Five	95
--	----

<b>JOHN E. MAZZIE</b> received Thirty-Five	35
---	----

<b>TOM COLEMAN</b> received Fifty	50
--------------------------------------	----

**FOR THE OFFICE OF JUDICIAL CIRCUIT JUDGE  
SEVENTEENTH CONGRESSIONAL DISTRICT DIVISION 2**

<b>RUSSELL M. CLAWGES, JR.</b> received Seven Thousand Six Hundred Forty-Two	7,642
---	-------

**FOR THE OFFICE OF COUNTY COMMISSIONER**

<b>ALBERT (AL) ANDERSON</b> received One Thousand Five Hundred Eighty-Two	1,582
--	-------

<b>ASEL KENNEDY</b> received Six Thousand One Hundred Seventy-Six	6,176
--	-------

<b>BETTY LEMLEY WILEY</b> received One Thousand Nine Hundred Eighty-Four	1,984
---	-------

**FOR THE OFFICE OF PROSECUTING ATTORNEY**

<b>MARCIA L. ASHDOWN</b> received Seven Thousand Five Hundred Fifty-Eight	7,558
--	-------

**FOR THE OFFICE OF SHERIFF**

<b>A.P. (TONY) BARILL</b> received Four Thousand Seven Hundred Forty-Nine	4,749
--	-------

<b>JOSEPH (JOE) BARTOLO</b> received Four Thousand Nine Hundred Seventy-One	4,971
--	-------

**FOR THE OFFICE OF ASSESSOR**

<b>RODNEY A. PYLES</b> received Seven Thousand Two Hundred Fifty-Five	7,255
--	-------

**FOR THE OFFICE OF MAGISTRATE**

<b>ALAN K. LINDAMOOD</b> received Four Thousand Nine Hundred Ninety-Seven	4,997
--	-------

<b>ALAN WHEELER</b> received Five Thousand Three Hundred Fourteen	5,314
--	-------

<b>BOB HART</b> received Two Thousand Eight Hundred Ninety-Nine	2,899
--	-------

<b>DARRIS SUMMERS</b> received Three Thousand Six Hundred Sixty-Six	3,666
--	-------

<b>HERSHEL R. MULLINS</b> received Five Thousand One Hundred Seventy-Nine	5,179
--	-------

<b>JENNIFER WILSON</b> received Two Thousand Seven Hundred Eighty-Seven	2,787
--	-------

<b>ROY J. DENJEN</b> received Three Thousand Four Hundred Fifty-Four	3,454
---	-------

**FOR THE OFFICE OF SURVEYOR**

<b>JOHN W. HORNE, SR.</b> received Seven Thousand One Hundred Sixty-Eight	7,168
--	-------

**FOR THE OFFICE OF THE DEMOCRATIC CONVENTION  
FIRST DISTRICT FEMALE**

<b>ANN M. OURS</b> received One Thousand Seven Hundred Fifty-Seven	1,757
---	-------

<b>BARBARA EVANS FLEISCHAUER</b> received Four Thousand Seven Hundred Twenty-Eight	4,728
---	-------

<b>BELINDA BIAFORE</b> received Eight Hundred Twenty-Seven	827
---	-----

<b>CHARLENE MARSHALL</b> received Five Thousand Six Hundred Twenty	5,620
---	-------

<b>JENNIFER L. MERRIFIELD</b> received One Thousand One Hundred Seventy-Three	1,173
--	-------

<b>LEATRICE (LIBBY) J. STOUT</b> received Two Hundred Fifty-Eight	258
--	-----

<b>MARA L. WATSON</b> received Seven Hundred Thirty-One	731
--	-----

<b>MARGARET (MARGE) MARTINO</b> received Two Hundred Ninety-Seven	297
--	-----

<b>MRS. JOHN W. (JUDY) DAVIS</b> received Three Hundred Eighty-Four	384
--	-----

<b>REBECCA (BECKY) I. WHITE</b> received Five Hundred Forty-Five	545
---	-----

<b>ROSEMARY ANDERSON</b> received Three Hundred Two	302
--	-----

<b>SHARRON M. HENDRICK</b> received Six Hundred Sixty	660
--	-----

<b>SHELBY (BOSLEY) LEARY</b> received Two Thousand Nine Hundred Sixty-Nine	2,969
---	-------

**FOR THE OFFICE OF THE DEMOCRATIC CONVENTION  
FIRST DISTRICT MALE**

<b>ADAM C. CALINGER</b> received One Hundred Sixty-Two	162
---	-----

<b>BILL WHITE</b> received Two Hundred Seventy-Five	275
--	-----

<b>CARL M. SELINGER</b> received Two Thousand Five Hundred Eighty-Three	2,583
--	-------

<b>DAK HARDWICK</b> received One Thousand Eight Hundred Eighty-Three	1,883
---	-------

<b>DENNIS JARVIS, II</b> received Three Hundred Fifty	350
--	-----

<b>GEORGE F. FORDHAM</b> received One Hundred Seventy-Nine	179
---	-----

<b>GEORGE HARTLINE</b> received Two Hundred Forty-Eight	248
--	-----

<b>H. NATHAN ESTEL, JR.</b> received Four Hundred Seventy-Three	473
--	-----

<b>JACK SANDERS</b> received Two Hundred Twenty-Five	225
---	-----

<b>JOHN (MICKEY) KUDLAK</b> One Hundred Fifty-Seven	157
--	-----

<b>JOHN J. SAUNDERS</b> received Four Hundred Sixty-Seven	467
--	-----

<b>JOHN S. MARTINO</b> received Two Hundred Fifty-Three	253
--	-----

<b>JOHN TIANO</b> received Four Hundred Eighteen	418
---	-----



<b>JOHN W. PYLES</b> received Three Thousand Nine Hundred Sixty-Four	3,964
<b>KEITH BURDETTE</b> received Seven Hundred Sixty	760
<b>LARRY A. LINCH</b> received Four Hundred Thirty-Four	434
<b>LEWIS A. CLARK</b> received Four Hundred Fifty-Three	453
<b>MARK D. NIGH</b> received Six Hundred Seven	607
<b>NED RUGELEY</b> received Two Hundred Fifty-Seven	257
<b>STEPHEN L. COOK</b> received Four Thousand Five Hundred Sixty-Two	4,562
<b>TERRY L. GOSA</b> received One Hundred Fifty-Three	153
<b>WILLIAM E. REYNOLDS</b> received One Hundred Fourteen	114

#### REPUBLICAN BALLOT

#### FOR THE OFFICE OF PRESIDENT OF THE UNITED STATES

<b>ALAN KEYES</b> received Two Hundred Forty-Three	243
<b>GARY BAUER</b> received Thirty-Eight	38
<b>GEORGE W. BUSH</b> received Two Thousand Six Hundred Eighty-Five	2,685
<b>JOHN MCCAIN</b> received Five Hundred Thirty-Seven	537
<b>STEVE FORBES</b> received Eighty-Five	85

#### FOR THE OFFICE OF U.S. SENATOR

<b>DAVID T. GALLAHER</b> received One Thousand Eight Hundred Sixty-Five	1,865
<b>GARRY P. ADKINS</b> received Eight Hundred Seventy-One	871

**FOR THE OFFICE OF GOVERNOR**

<b>CECIL H. UNDERWOOD</b> received Two Thousand Five Hundred Thirty-Two	2,532
<b>DONNA H. MCCASE</b> received One Hundred Seventy-Eight	178
<b>JOSEPH OLIVERIO</b> received Seven Hundred Thirty-Four	734
<b>LARRY EUGENE BUTCHER</b> received One Hundred Ten	110

**FOR THE OFFICE OF SUPREME COURT OF APPEALS JUSTICE**

<b>JOHN YODER</b> received Two Thousand Six Hundred Forty-Three	2,643
--	-------

**FOR THE OFFICE OF THE STATE SENATOR  
FOURTEENTH CONGRESSIONAL DISTRICT**

<b>ROBERT (BOB) D. HARMAN</b> received Eight Hundred Thirty-Seven	837
--	-----

**FOR THE OFFICE OF THE HOUSE OF DELEGATES  
FORTY-SECOND CONGRESSIONAL DISTRICT**

<b>JAMES (JIM) L. MORGAN</b> received	64
---------------------------------------	----

**FOR THE OFFICE OF THE HOUSE OF DELEGATES  
FORTY-FOURTH CONGRESSIONAL DISTRICT**

<b>CINDY FRICH</b> received Two Thousand Five Hundred Thirty-Five	2,535
<b>SHEIRL FLETCHER</b> received Two Thousand Eight Hundred Ten	2,810

**FOR THE OFFICE OF JUDICIAL CIRCUIT JUDGE  
SEVENTEENTH CONGRESSIONAL DISTRICT DIVISION 1**

<b>ROBERT B. STONE</b> received Three Thousand One Hundred Forty-Five	3,145
--	-------

**FOR THE OFFICE OF COUNTY COMMISSION**

<b>PAUL N. KAPNICKY</b> received Two Thousand Six Hundred Sixty-Four	2,664
---	-------

**FOR THE OFFICE OF THE MAGISTRATE**

<b>MIKE ROBERTS</b> received Two Thousand Eight Hundred Ninety-Four	2,894
--	-------

**FOR THE OFFICE OF THE REPUBLICAN CONVENTION AT-LARGE**

<b>GREG CORLISS</b> received Three Hundred Sixty-Five	365
<b>DAVE CRAFT</b> received Four Hundred Fifty-Four	454
<b>ARCH HOXTON</b> received Three Hundred Sixty-Eight	368
<b>PAUL NUCHIMS</b> received Three Hundred Forty-Two	342
<b>SALLY L. PATTERSON</b> received Four Hundred Eighty-Five	485
<b>STEPHEN NEIL REED</b> received Four Hundred Seventy	470
<b>RICHIE ROBB</b> received Three Hundred Fifty	350
<b>GEORGE SPRUCE</b> received Three Hundred Two	302
<b>LARRY TIGHE</b> received Four Hundred Eighty-Eight	488
<b>TROY ANDES</b> received Four Hundred Twenty-Four	424
<b>DEREK ALAN ARTRIP</b> received Three Hundred Five	305
<b>BOB ASHLEY</b> received Five Hundred Fifty	550
<b>CLEVE BENEDICT</b> received One Thousand Three Hundred Eleven	1,311
<b>SHANNON BENNETT</b> received Six Hundred Eighty-One	681
<b>DONNA J. BOLEY</b> received Five Hundred Ten	510
<b>SAMUEL G. BONASSO</b> received Two Thousand Sixty-Four	2,064
<b>WILLIAM T. (BILL) BRIGHT</b> received Six Hundred Thirteen	613
<b>DEE BROWN</b> received Five Hundred Sixty-Three	563
<b>DENNY RAY CANTERBURY</b> received Two Hundred Seventy-Seven	277
<b>MICHAEL W. CAREY</b> received Four Hundred Thirty-Four	434

<b>PHYLLIS M. COLE</b> received Four Hundred Twenty	420
<b>JENNY DINSMORE</b> received Two Thousand One Hundred Eighty-Three	2,183
<b>BEVERLY EVANS</b> received Four Hundred Thirty-Three	433
<b>KAREN FACEMYER</b> received Four Hundred Thirty-Four	434
<b>FRED GILLESPIE</b> received Six Hundred Thirty-Seven	637
<b>ROBERT J. GOULD</b> received Fifty-Nine	59
<b>PRISCILLA M. HADEN</b> received Two Hundred Twenty-One	221
<b>ROBERT (BOB) D. HARMAN</b> received Three Hundred Sixteen	316
<b>SUSAN WEAVER HASTINGS</b> received Fifty-Seven	57
<b>JEAN K. JACOBS</b> received Thirty-Nine	39
<b>BOB JONES</b> received One Hundred Forty-Seven	147
<b>GERALDINE KESSEL</b> received Eight Hundred Forty-Eight	848
<b>CONRAD G. LUCAS II</b> received Thirty-Three	33
<b>MARILYN R. MCCORD</b> received Fifty-Three	53
<b>CAROL DEVINE MILLER</b> received Sixty	60
<b>DUANE MILLER</b> received Thirty-Three	33
<b>DICK MITCHEM</b> received Sixteen	16
<b>LARRY E. MORTON</b> received Thirty-One	31
<b>BOB MURTO</b> received Twenty-Four	24
<b>LINDA MONTGOMERY NESBITT</b> received Fifty-Two	52

<b>JOHN OVERINGTON</b> received Fifty-Nine	59
<b>ABIGAIL PARSONS</b> received Sixty-Two	62
<b>RICHARD (RICK) A. PILL</b> received One Hundred Seventy-Four	174
<b>ELIZABETH RAESE</b> received One Thousand Sixty-Four	1,064
<b>CHRIS RAICH</b> received Thirty-Three	33
<b>GRAHAM SMITH</b> received Thirty-Three	33
<b>MARK A. SORSAIA</b> received Eighteen	18
<b>HELEN V. STANLEY</b> received Forty	40
<b>CHARLES S. TRUMP IV</b> received Forty-Seven	47
<b>CECIL H. UNDERWOOD</b> received Nine Hundred Twenty-Seven	927
<b>FRANCES L. VAN SCOY</b> received Seven Hundred Fifty-Three	753
<b>KRIS WARNER</b> received Eight Hundred Twenty	820
<b>SKYE ALISON</b> received Forty-Four	44
<b>DONNIE MILLER ISFERDING</b> received Thirty-Five	35
<b>CRAIG ANDREWS</b> received Forty-Three	43
<b>CHARLES DIXON</b> received Fifty-Eight	58
<b>JAMES (JIM) L. MORGAN</b> received One Hundred Eight	108
<b>JOHN R. RAESE</b> received Eight Hundred Forty-Two	842
<b>AUBRY A. WILSON</b> received Eighty-One	81
<b>JOHN YODER</b> received Two Hundred Fifty-Nine	259

**FOR THE OFFICE OF THE REPUBLICAN CONVENTION DELEGATE  
FIRST CONGRESSIONAL DISTRICT**

<b>ALAN PARKER REID</b> received One Hundred Fifty-Five	155
<b>ANDREW A. SABAK</b> received Two Hundred Eighty-Four	284
<b>BARBARA J. GWYNNE</b> received One Thousand Four Hundred Fourteen	1,414
<b>BRIAN S. LONG</b> received One Hundred Eleven	111
<b>CHARLES (CHUCK) S. MULLETT</b> received Three Hundred Ninety-Four	394
<b>GAYNOR COSNER</b> received Ninety-One	91
<b>GREG SMITH</b> received Two Hundred Twelve	212
<b>J. FRANK DEEM</b> received One Hundred Thirty	130
<b>J. ROBERT GWYNNE</b> received Nine Hundred Eighty-Eight	988
<b>JERRY LINGER, JR.</b> received One Hundred Eleven	111
<b>JOANN HANSON</b> received One Hundred Twelve	112
<b>JOHN C. BAHNEN</b> received Ninety-Three	93
<b>JOHN M. SISLER</b> received One Thousand Three Hundred Thirty-Six	1,336
<b>JOYCE WARNER</b> received One Thousand One Hundred Forty-Seven	1,147
<b>L. GIL WHITE</b> received Fifty-Four	54
<b>LEE C. PAULL</b> received Ninety-Six	96
<b>RAY RIGGINS</b> received Two Hundred Sixty-Four	264
<b>SCOTT L. PALMER</b> received Eighty	80
<b>TIM MILLER</b> received One Hundred Twenty-Eight	128

**TOM AZINGER** received 144  
One Hundred Forty-Four

**WAYNER A. STUTLER** received 161  
One Hundred Sixty-One

**LIBERTARIAN BALLOT**  
**FOR THE OFFICE OF U.S. SENATOR**

**JOE WHELAN** received 28  
Twenty-Eight

**FOR THE OFFICE OF U.S. REPRESENTATIVE**  
**FIRST CONGRESSIONAL DISTRICT**

**RICHARD KERR** received 30  
Thirty

**FOR THE OFFICE OF GOVERNOR**

**BOB MYERS** received 29  
Twenty-Nine

**FOR THE OFFICE OF SECRETARY OF STATE**

**POOCHIE MYERS** received 28  
Twenty-Eight

**FOR THE OFFICE OF SENATOR**  
**FOURTEENTH CONGRESSIONAL DISTRICT**

**JOHN (RICK) R. BARTLETT** received 15  
Fifteen

**FOR THE OFFICE OF HOUSE OF DELEGATES**  
**FORTY-FOURTH CONGRESSIONAL DISTRICT**

**BOB JONES** received 31  
Thirty-One

**FOR THE OFFICE OF THE LIBERTARIAN CONVENTION**  
**DELEGATE AT-LARGE**

**JOHN K. BROWN** received 17  
Seventeen

**JOY JOHNSON** received 15  
Fifteen

**WALLACE D. JOHNSON** received 15  
Fifteen

<b>RICHARD KERR</b> received Twenty-Six	26
<b>JOHN (RICK) R. BARTLETT</b> received Thirteen	13
<b>GREG HENSHALL</b> received Fifteen	15
<b>BOB MYERS</b> received Twenty	20
<b>JEFF ROBINSON</b> received Fourteen	14
<b>JOE WHELAN</b> received Twelve	12

**NON-PARTISAN**

**BOARD OF EDUCATION**

<b>JOE STRAKAL</b> received Four Thousand Five Hundred Seventy-Four	4,574
<b>NANCY ANN WALKER</b> received Seven Thousand Six Hundred Sixty	7,660
<b>MICHAEL T. YURA</b> received Six Thousand Nine Hundred Nine	6,909

A motion was duly made by Commissioner Bell, seconded by Commissioner Wiley, and unanimously carried to approve certifying the results of the May 9, 2000 Primary Election, except for the Democrat House of Delegates, 44<sup>th</sup> District.

Let the record show a recount request was received from Eugene Claypole on May 22, 2000 at 12:40 P.M. along with a certified check in the amount of \$300.00.

Let the record show a Preservation Recount Request was received from Nancy Houston on May 22, 2000 at 3:06 P.M. along with three hundred dollars (\$300.00).

Let the record show a Preservation Recount Request was received from Bob Beach on May 22, 2000 at 3:16 P.M. along with three hundred dollars (\$300.00).

A motion was duly made by Commissioner Bell, seconded by Commissioner Wiley, and unanimously carried to set the start of the recount on Wednesday, May 31, 2000 at 8:00 A.M. and to have four teams for the recount.

A motion was duly made by Commissioner Bell, seconded by Commissioner Wiley, and unanimously carried to recess the Board of Canvassers at 4:10 P.M. until Wednesday, May 31, 2000 at 8:00 A.M.

\*\*\*\*\*



**PRIMARY ELECTION – MAY 9, 2000**

**MEETINGS OF THE BOARD OF CANVASSERS**

**WEDNESDAY, MAY 31, 2000**

**PRESENT: MONONGALIA COUNTY COMMISSION PRESIDENT** – John Pyles  
**MONONGALIA COUNTY COMMISSION MEMBER** – Betty L. Wiley  
**MONONGALIA COUNTY COMMISSION MEMBER** – Robert Bell  
**MONONGALIA COUNTY CLERK** – Michael A. Oliverio  
**DEPUTY CLERKS FROM THE COUNTY CLERK’S OFFICE** – Betty Tennant, April Davies, Rennetta McClure, Jodi Maraney, Marvin Drvar, Cathy Palmer and Janet Lowe  
**TALLY CLERKS** – Carlene Hagar, Marlene Bishoff, Billie Jo Mayle, William Bonsall, Gerald E. Leighty II and Mary Jane Kerns  
**CANDIDATES** – Eugene Claypole, Bob Beach and Nancy Houston  
**OBSERVER FOR CANDIDATE** - Greg Goodwin and Ken Goodwin (Observers for Bob Beach) and Tim Houston (observer for Nancy Houston)  
**DOMINION POST REPRESENTATIVE** – Evelyn Ryan

The Board of Canvassers reconvened at 8:15 o’clock A.M. on Wednesday, May 31, 2000, in Room Number 103, Voters Registration, of the Monongalia County Courthouse to start the recount for the May 9, 2000 Primary Election, House of Delegates, 44<sup>th</sup> District.

Let the record show that John W. Pyles, President, Monongalia County Commission, administered the oath to each of the Tally Clerks and Deputy Clerks for the recount of the May 9, 2000 Primary Election for the House of Delegates, 44<sup>th</sup> District.

The recount of the May 9, 2000 Primary Election began at 8:15 A.M. with four teams. Let the record show as each Precinct was finished being hand tallied the ballots of each precinct were inserted into an envelope identifying each envelope by precinct number; and sealing said envelope. Said envelopes would be ready for the Commissioners to sign across the seal, when the Board of Canvass finished hand tallying.

A motion was duly made by Commissioner Bell, seconded by Commissioner Wiley, and unanimously carried, to sign the envelope for each precinct with the ballots inside and to recess the Board of Canvassers at 6:45 P.M. until Thursday, June 1, 2000 at 1:00 P.M.

\* \* \* \* \*

**PRIMARY ELECTION – MAY 9, 2000**

**MEETINGS OF THE BOARD OF CANVASSERS**

**THURSDAY, JUNE 1, 2000**

**PRESENT: MONONGALIA COUNTY COMMISSION PRESIDENT** – John Pyles  
**MONONGALIA COUNTY COMMISSION MEMBER** – Betty L. Wiley  
**MONONGALIA COUNTY COMMISSION MEMBER** – Robert Bell  
**MONONGALIA COUNTY CLERK** – Michael A. Oliverio  
**DEPUTY CLERKS FROM THE COUNTY CLERK’S OFFICE** – Betty Tennant, April Davies, Rennetta McClure, Jodi Maraney, Marvin Drvar,

Gary Furbee and Janet Lowe  
**TALLY CLERKS** – Deborah McGinnis, Marlene Bishoff and Mary Jane Kerns  
**CANDIDATES** – Eugene Claypole, Bob Beach and Nancy Houston  
**OBSERVER FOR CANDIDATE** - Greg Goodwin (observers for Bob Beach)  
**DOMINION POST REPRESENTATIVE** – Evelyn Ryan  
**REPORTER** – Jeff Young and Shauna R. Johnson

The Board of Canvassers reconvened at 1:04 o'clock P.M. on Thursday, June 1, 2000, in Room Number 103, Voters Registration, of the Monongalia County Courthouse to proceed with the recount results with the candidates and to declare the results as official for the May 9, 2000 Primary Election, House of Delegates, 44<sup>th</sup> District.

The following people went over the recount results:

John W. Pyles, President, Monongalia County Commission  
Betty L. Wiley, Monongalia County Commission  
Robert Bell, Monongalia County Commission  
Eugene Claypole, Candidate  
Nancy Houston, Candidate  
Bob Beach, Candidate (arrived at 1:25 P.M.)  
Marlene Bishoff, Observer  
Mary Jane Kerns, Observer  
Deborah McGinnis, Observer

Nancy Houston contested one ballot from Precinct 30 that had a line through the top of Nancy Houston's name. Nancy Houston said the voter intended to vote for her and the Board of Canvassers' voted that the voter voted for Nancy Houston and then decided not to and marked the line through her name. The ballot was not counted for Nancy Houston.

Let the record show that the results of the recount were as follows:

**FOR THE OFFICE OF DELEGATES  
FORTY-FOURTH CONGRESSIONAL DISTRICT**

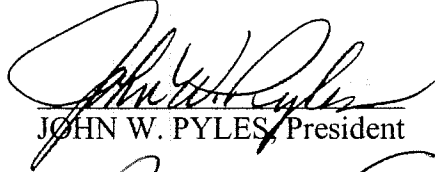
<b>BARBARA EVANS FLEISCHAUER</b> received Five Thousand Four Hundred Ninety-Three	5,493
<b>CHARLENE MARSHALL</b> received Six Thousand Six Hundred Seventy-Nine	6,679
<b>EUGENE (GENE) CLAYPOLE</b> received Five Thousand One Hundred Forty-Nine	5,149
<b>NANCY HOUSTON</b> received Five Thousand One Hundred Sixty-Four	5,164
<b>ROBERT D. (BOB) BEACH</b> received Five Thousand One Hundred Sixty-Two	5,162
<b>STEPHEN (STEVE) P. MALCOLM</b> received One Thousand Nine Hundred Fifteen	1,915

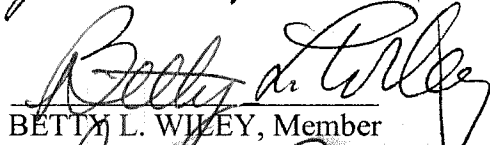
DEMOCRAT BALLOTS CAST	10,277
REPUBLICAN BALLOTS CAST	3,709
LIBERTIAN BALLOTS CAST	39
NO PARTY BALLOTS CAST	162

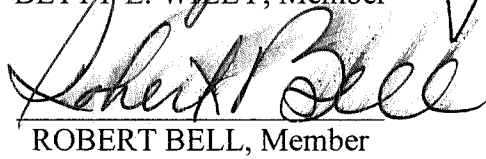
TOTAL VOTES CAST	14,187
------------------	--------

VOTING PERCENTAGE	35.12%
-------------------	--------

A motion was duly made by Commissioner Bell, seconded by Commissioner Wiley, and unanimously carried to certify the official results of the recount for the Board of Canvassers and to adjourn Sine Die at 2:20 o'clock P.M.

  
JOHN W. PYLES, President

  
BETTY L. WILEY, Member

  
ROBERT BELL, Member

Total Number Voting  
14,187

Percent Turnout  
33.95%

Precincts Reporting  
91

Total Precincts  
91

Percent Completed  
100.00 %

PRIMARY ELECTION

05/16/2000 11:08:12AM Page: 1 of 197

Precinct Totals by Race Report

05/09/2000

All Total Groups  
Monongalia

Race

DEM. PRESIDENT

Precinct

Votes by Candidate

	AL GORE	ANGUS WHEELER McDONALD	BILL BRADLEY	LYNDON H. LaROUCHE, JR.	Total
001 PRECINCT 1	143	20	30	3	196
002 PRECINCT 2	127	8	32	1	168
003 PRECINCT 3	74	4	23	2	103
004 PRECINCT 4	135	5	37	3	180
005 PRECINCT 5	88	2	37	2	129
006 PRECINCT 6	26	2	9	0	37
007 PRECINCT 7	36	3	4	2	45
008 PRECINCT 8	106	7	20	2	135
009 PRECINCT 9	102	10	17	0	129
010 PRECINCT 10	17	2	2	0	21
011 PRECINCT 12	19	1	9	2	31
012 PRECINCT 13	45	4	4	3	56
013 PRECINCT 14	37	4	16	1	58
014 PRECINCT 15	96	13	26	3	138
015 PRECINCT 16	74	5	17	1	97
016 PRECINCT 17	73	4	23	1	101
017 PRECINCT 18	12	1	6	0	19
018 PRECINCT 20	36	3	6	0	45
019 PRECINCT 21	29	3	15	3	50

123

Precinct Totals by Race Report  
05/09/2000

124

All Total Groups  
Monongalia

Race  
DEM. PRESIDENT

Precinct

Votes by Candidate

	AL GORE	ANGUS WHEELER McDONALD	BILL BRADLEY	LYNDON H. LAROCHE, JR.	Total
020 PRECINCT 22	20	0	7	0	27
021 PRECINCT 23	97	6	34	2	139
022 PRECINCT 24	86	1	44	2	133
023 PRECINCT 25	142	11	29	1	183
024 PRECINCT 26	53	1	23	2	79
025 PRECINCT 27	74	3	34	2	113
026 PRECINCT 28	76	3	22	2	103
027 PRECINCT 29	76	9	13	2	100
028 PRECINCT 30	52	5	11	2	70
029 PRECINCT 31	135	7	23	0	165
030 PRECINCT 32	62	11	8	3	84
031 PRECINCT 33	98	10	26	1	135
032 PRECINCT 34	85	19	19	0	123
033 PRECINCT 35	75	6	16	5	102
034 PRECINCT 36	41	5	8	2	56
035 PRECINCT 37	62	10	24	3	99
036 PRECINCT 38A	97	22	42	2	163
037 PRECINCT 38B	106	11	24	4	145
038 PRECINCT 39	85	2	26	1	114
039 PRECINCT 40	36	6	9	0	51

Precinct Totals by Race Report

05/09/2000

125

11  
All Total Groups  
Monongalia

Race

DEM. PRESIDENT

Precinct

Votes by Candidate

	AL GORE	ANGUS WHEELER McDONALD	BILL BRADLEY	LYNDON H. LAROUCHE, JR.	Total
040 PRECINCT 41	27	11	9	0	47
041 PRECINCT 42	60	11	22	1	94
042 PRECINCT 44	119	17	37	1	174
043 PRECINCT 46	76	12	11	4	103
044 PRECINCT 47	86	12	17	2	117
045 PRECINCT 48	79	5	9	0	93
046 PRECINCT 49	20	5	8	3	36
047 PRECINCT 51	38	12	9	3	62
048 PRECINCT 52	67	8	10	1	86
049 PRECINCT 53	57	7	9	4	77
050 PRECINCT 54	53	21	20	5	99
051 PRECINCT 55	59	6	14	2	81
052 PRECINCT 56	20	3	4	0	27
053 PRECINCT 58	16	3	10	0	29
054 PRECINCT 59	117	9	32	4	162
055 PRECINCT 60	58	6	20	0	84
056 PRECINCT 61A	93	12	24	7	136
057 PRECINCT 61B	70	7	22	4	103
058 PRECINCT 62A	75	5	18	0	98
059 PRECINCT 62B	68	7	20	2	97

Precinct Totals by Race Report

05/09/2000

126

PRIMARY ELECTION  
05/16/2000 11:08:12AM

Page: 4 of 197

All Total Groups  
Monongalia

Race		DEM. PRESIDENT						
Precinct	Votes by Candidate	AL GORE	ANGUS WHEELER McDONALD	BILL BRADLEY	LYNDON H. LAROCHE, JR.	Total		
060 PRECINCT 63	47	8	18	1	74			
061 PRECINCT 64	53	8	13	2	76			
062 PRECINCT 67	110	23	30	3	166			
063 PRECINCT 68	76	11	30	1	118			
064 PRECINCT 69	120	12	28	1	161			
065 PRECINCT 70	89	15	10	3	117			
066 PRECINCT 71	84	7	20	1	112			
067 PRECINCT 72	70	8	9	1	88			
068 PRECINCT 73	116	18	34	4	172			
069 PRECINCT 74	102	7	17	3	129			
070 PRECINCT 75	73	6	17	5	101			
071 PRECINCT 76	17	3	0	0	20			
072 PRECINCT 77A	106	9	35	2	152			
073 PRECINCT 77B	84	12	26	0	122			
074 PRECINCT 78A	66	9	27	1	103			
075 PRECINCT 78B	37	8	13	0	58			
076 PRECINCT 79A	80	8	23	2	113			
077 PRECINCT 79B	87	18	38	3	146			
078 PRECINCT 80	66	5	20	4	95			
079 PRECINCT 81	78	7	28	1	114			

Precinct Totals by Race Report

127

All Total Groups  
Monongalia

<u>Race</u>	<u>Votes by Candidate</u>					<u>Total</u>
	<u>Precinct</u>	AL GORE	ANGUS WHEELER McDONALD	BILL BRADLEY	LYNDON H. LAROCHE, JR.	
	080 PRECINCT 82	56	12	12	1	81
	081 PRECINCT 83A	63	8	22	1	94
	082 PRECINCT 83B	62	9	16	1	88
	083 PRECINCT 84	66	7	17	1	91
	084 PRECINCT 85	30	5	11	2	48
	085 PRECINCT 86	96	6	33	4	139
	086 PRECINCT 87A	41	5	17	2	65
	087 PRECINCT 87B	51	4	13	0	68
	088 PRECINCT 88	89	5	23	3	120
	089 PRECINCT 90	54	2	29	0	85
	090 PRECINCT 91	73	7	28	1	109
	091 PRECINCT 92	118	9	33	1	161
	Absentee	0	0	0	0	0
	<b>Total</b>	<b>6,451</b>	<b>709</b>	<b>1,790</b>	<b>163</b>	<b>9,113</b>



Precinct Totals by Race Report

05/09/2000

128

All Total Groups  
Monongalia

<u>Race</u>	<u>Votes by Candidate</u>	
DEM. U.S. SENATOR	ROBERT C. BYRD	Total
<u>Precinct</u>		
001 PRECINCT 1	192	192
002 PRECINCT 2	156	156
003 PRECINCT 3	92	92
004 PRECINCT 4	165	165
005 PRECINCT 5	101	101
006 PRECINCT 6	32	32
007 PRECINCT 7	44	44
008 PRECINCT 8	125	125
009 PRECINCT 9	125	125
010 PRECINCT 10	20	20
011 PRECINCT 12	29	29
012 PRECINCT 13	52	52
013 PRECINCT 14	55	55
014 PRECINCT 15	124	124
015 PRECINCT 16	86	86
016 PRECINCT 17	95	95
017 PRECINCT 18	15	15
018 PRECINCT 20	31	31
019 PRECINCT 21	47	47
020 PRECINCT 22	23	23

Precinct Totals by Race Report  
05/09/2000

129

All Total Groups  
Monongalia

Race

DEM. U.S. SENATOR

Precinct

Votes by Candidate

ROBERT C. BYRD

Total

021 PRECINCT 23	131	131
022 PRECINCT 24	131	131
023 PRECINCT 25	174	174
024 PRECINCT 26	86	86
025 PRECINCT 27	95	95
026 PRECINCT 28	103	103
027 PRECINCT 29	101	101
028 PRECINCT 30	69	69
029 PRECINCT 31	150	150
030 PRECINCT 32	87	87
031 PRECINCT 33	138	138
032 PRECINCT 34	116	116
033 PRECINCT 35	88	88
034 PRECINCT 36	55	55
035 PRECINCT 37	102	102
036 PRECINCT 38A	157	157
037 PRECINCT 38B	139	139
038 PRECINCT 39	105	105
039 PRECINCT 40	54	54
040 PRECINCT 41	59	59

Precinct Totals by Race Report

05/09/2000

130

All Total Groups  
Monongalia

Race

DEM. U.S. SENATOR

Precinct

Votes by Candidate

ROBERT C. BYRD

Total

041 PRECINCT 42	91	91
042 PRECINCT 44	165	165
043 PRECINCT 46	99	99
044 PRECINCT 47	107	107
045 PRECINCT 48	93	93
046 PRECINCT 49	36	36
047 PRECINCT 51	60	60
048 PRECINCT 52	90	90
049 PRECINCT 53	76	76
050 PRECINCT 54	98	98
051 PRECINCT 55	80	80
052 PRECINCT 56	25	25
053 PRECINCT 58	30	30
054 PRECINCT 59	161	161
055 PRECINCT 60	72	72
056 PRECINCT 61A	135	135
057 PRECINCT 61B	92	92
058 PRECINCT 62A	94	94
059 PRECINCT 62B	98	98
060 PRECINCT 63	74	74

Precinct Totals by Race Report  
05/09/2000

131

All Total Groups  
Monongalia

Race

DEM. U.S. SENATOR

Precinct

Votes by Candidate

ROBERT C. BYRD

Total

061 PRECINCT 64	71	71
062 PRECINCT 67	167	167
063 PRECINCT 68	118	118
064 PRECINCT 69	169	169
065 PRECINCT 70	117	117
066 PRECINCT 71	121	121
067 PRECINCT 72	90	90
068 PRECINCT 73	170	170
069 PRECINCT 74	118	118
070 PRECINCT 75	103	103
071 PRECINCT 76	17	17
072 PRECINCT 77A	150	150
073 PRECINCT 77B	128	128
074 PRECINCT 78A	101	101
075 PRECINCT 78B	60	60
076 PRECINCT 79A	111	111
077 PRECINCT 79B	148	148
078 PRECINCT 80	99	99
079 PRECINCT 81	107	107
080 PRECINCT 82	79	79

Precinct Totals by Race Report  
05/09/2000

132

All Total Groups  
Monongalia

<u>Race</u>		<u>Votes by Candidate</u>	
DEM. U.S. SENATOR		ROBERT C. BYRD	
<u>Precinct</u>			<u>Total</u>
081 PRECINCT 83A	85	85	
082 PRECINCT 83B	84	84	
083 PRECINCT 84	89	89	
084 PRECINCT 85	45	45	
085 PRECINCT 86	133	133	
086 PRECINCT 87A	62	62	
087 PRECINCT 87B	70	70	
088 PRECINCT 88	117	117	
089 PRECINCT 90	70	70	
090 PRECINCT 91	105	105	
091 PRECINCT 92	152	152	
Absentee	0	0	
<b>Total</b>	<b>8,781</b>	<b>8,781</b>	

Precinct Totals by Race Report  
05/09/2000

133

All Total Groups  
Monongalia

Race

DEM. U.S. REPRESENTATIVE DIST. 1

Precinct

Votes by Candidate

ALAN B. MOLLOHAN

Total

001 PRECINCT 1	178	178
002 PRECINCT 2	147	147
003 PRECINCT 3	81	81
004 PRECINCT 4	148	148
005 PRECINCT 5	96	96
006 PRECINCT 6	29	29
007 PRECINCT 7	39	39
008 PRECINCT 8	110	110
009 PRECINCT 9	122	122
010 PRECINCT 10	17	17
011 PRECINCT 12	24	24
012 PRECINCT 13	44	44
013 PRECINCT 14	50	50
014 PRECINCT 15	126	126
015 PRECINCT 16	77	77
016 PRECINCT 17	88	88
017 PRECINCT 18	14	14
018 PRECINCT 20	34	34
019 PRECINCT 21	47	47
020 PRECINCT 22	23	23

Precinct Totals by Race Report

05/09/2000

All Total Groups  
Monongalia

Race

DEM. U.S. REPRESENTATIVE DIST. 1

Precinct

Votes by Candidate

ALAN B. MOLLOHAN

Total

021 PRECINCT 23	117	117
022 PRECINCT 24	125	125
023 PRECINCT 25	167	167
024 PRECINCT 26	81	81
025 PRECINCT 27	95	95
026 PRECINCT 28	99	99
027 PRECINCT 29	93	93
028 PRECINCT 30	67	67
029 PRECINCT 31	137	137
030 PRECINCT 32	78	78
031 PRECINCT 33	140	140
032 PRECINCT 34	115	115
033 PRECINCT 35	86	86
034 PRECINCT 36	47	47
035 PRECINCT 37	96	96
036 PRECINCT 38A	153	153
037 PRECINCT 38B	135	135
038 PRECINCT 39	96	96
039 PRECINCT 40	53	53
040 PRECINCT 41	55	55

Precinct Totals by Race Report

05/09/2000

135

All Total Groups  
Monongalia

Race

DEM. U.S. REPRESENTATIVE DIST. 1

Precinct

Votes by Candidate

ALAN B. MOLLOHAN

Total

041 PRECINCT 42	95	95
042 PRECINCT 44	162	162
043 PRECINCT 46	100	100
044 PRECINCT 47	102	102
045 PRECINCT 48	88	88
046 PRECINCT 49	29	29
047 PRECINCT 51	60	60
048 PRECINCT 52	86	86
049 PRECINCT 53	77	77
050 PRECINCT 54	99	99
051 PRECINCT 55	77	77
052 PRECINCT 56	25	25
053 PRECINCT 58	30	30
054 PRECINCT 59	159	159
055 PRECINCT 60	64	64
056 PRECINCT 61A	131	131
057 PRECINCT 61B	86	86
058 PRECINCT 62A	88	88
059 PRECINCT 62B	94	94
060 PRECINCT 63	68	68



Precinct Totals by Race Report

05/09/2000

136

All Total Groups  
Monongalia

Race

DEM. U.S. REPRESENTATIVE DIST. 1

Precinct

Votes by Candidate

ALAN B. MOLLOHAN

Total

061 PRECINCT 64	73	73
062 PRECINCT 67	150	150
063 PRECINCT 68	119	119
064 PRECINCT 69	162	162
065 PRECINCT 70	100	100
066 PRECINCT 71	110	110
067 PRECINCT 72	85	85
068 PRECINCT 73	158	158
069 PRECINCT 74	114	114
070 PRECINCT 75	95	95
071 PRECINCT 76	19	19
072 PRECINCT 77A	143	143
073 PRECINCT 77B	113	113
074 PRECINCT 78A	95	95
075 PRECINCT 78B	57	57
076 PRECINCT 79A	107	107
077 PRECINCT 79B	137	137
078 PRECINCT 80	94	94
079 PRECINCT 81	107	107
080 PRECINCT 82	70	70

Precinct Totals by Race Report  
05/09/2000

All Total Groups  
Monongalia

137

Race

DEM. U.S. REPRESENTATIVE DIST. 1

Precinct

Votes by Candidate

ALAN B. MOLLOHAN

Total

081 PRECINCT 83A	83	83
082 PRECINCT 83B	80	80
083 PRECINCT 84	82	82
084 PRECINCT 85	40	40
085 PRECINCT 86	131	131
086 PRECINCT 87A	58	58
087 PRECINCT 87B	62	62
088 PRECINCT 88	106	106
089 PRECINCT 90	66	66
090 PRECINCT 91	103	103
091 PRECINCT 92	144	144
Absentee	0	0
<b>Total</b>	<b>8,312</b>	<b>8,312</b>

Precinct Totals by Race Report

05/09/2000

138

All Total Groups  
Monongalia

Race DEM. GOVERNOR Precinct	Votes by Candidate		Total
	BOB WISE	JIM LEES	
001 PRECINCT 1	112	93	205
002 PRECINCT 2	94	74	168
003 PRECINCT 3	60	44	104
004 PRECINCT 4	107	78	185
005 PRECINCT 5	86	44	130
006 PRECINCT 6	20	22	42
007 PRECINCT 7	31	16	47
008 PRECINCT 8	77	61	138
009 PRECINCT 9	75	52	127
010 PRECINCT 10	14	9	23
011 PRECINCT 12	19	10	29
012 PRECINCT 13	32	27	59
013 PRECINCT 14	34	21	55
014 PRECINCT 15	72	63	135
015 PRECINCT 16	57	45	102
016 PRECINCT 17	54	46	100
017 PRECINCT 18	9	10	19
018 PRECINCT 20	23	21	44
019 PRECINCT 21	27	26	53
020 PRECINCT 22	15	8	23

Precinct Totals by Race Report  
05/09/2000

139

All Total Groups  
Monongalia

Race

DEM. GOVERNOR

Precinct

Votes by Candidate

BOB WISE

JIM LEES

Total

021 PRECINCT 23	88	57	145
022 PRECINCT 24	81	59	140
023 PRECINCT 25	98	74	172
024 PRECINCT 26	46	39	85
025 PRECINCT 27	58	51	109
026 PRECINCT 28	71	48	119
027 PRECINCT 29	60	50	110
028 PRECINCT 30	46	31	77
029 PRECINCT 31	90	65	155
030 PRECINCT 32	49	41	90
031 PRECINCT 33	91	55	146
032 PRECINCT 34	67	57	124
033 PRECINCT 35	58	51	109
034 PRECINCT 36	27	26	53
035 PRECINCT 37	62	45	107
036 PRECINCT 38A	99	73	172
037 PRECINCT 38B	82	74	156
038 PRECINCT 39	73	40	113
039 PRECINCT 40	40	12	52
040 PRECINCT 41	35	24	59

Precinct Totals by Race Report

05/09/2000

140

All Total Groups  
Monongalia

Race

DEM. GOVERNOR

Precinct

Votes by Candidate

BOB WISE

JIM LEES

Total

041 PRECINCT 42	73	24	97
042 PRECINCT 44	96	89	185
043 PRECINCT 46	71	37	108
044 PRECINCT 47	61	60	121
045 PRECINCT 48	56	39	95
046 PRECINCT 49	22	15	37
047 PRECINCT 51	46	16	62
048 PRECINCT 52	61	32	93
049 PRECINCT 53	54	23	77
050 PRECINCT 54	66	41	107
051 PRECINCT 55	49	33	82
052 PRECINCT 56	15	12	27
053 PRECINCT 58	20	16	36
054 PRECINCT 59	106	63	169
055 PRECINCT 60	51	29	80
056 PRECINCT 61A	85	66	151
057 PRECINCT 61B	63	48	111
058 PRECINCT 62A	61	45	106
059 PRECINCT 62B	66	40	106
060 PRECINCT 63	42	28	70

Precinct Totals by Race Report  
05/09/2000

141

All Total Groups  
Monongalia

<u>Race</u> DEM. GOVERNOR	<u>Precinct</u>	<u>Votes by Candidate</u>		Total
		BOB WISE	JIM LEES	
	061 PRECINCT 64	61	20	81
	062 PRECINCT 67	96	77	173
	063 PRECINCT 68	54	80	134
	064 PRECINCT 69	101	73	174
	065 PRECINCT 70	74	49	123
	066 PRECINCT 71	77	45	122
	067 PRECINCT 72	63	36	99
	068 PRECINCT 73	104	75	179
	069 PRECINCT 74	81	46	127
	070 PRECINCT 75	52	54	106
	071 PRECINCT 76	13	7	20
	072 PRECINCT 77A	81	79	160
	073 PRECINCT 77B	67	62	129
	074 PRECINCT 78A	59	48	107
	075 PRECINCT 78B	36	25	61
	076 PRECINCT 79A	60	57	117
	077 PRECINCT 79B	73	84	157
	078 PRECINCT 80	41	64	105
	079 PRECINCT 81	73	43	116
	080 PRECINCT 82	51	32	83

Precinct Totals by Race Report  
05/09/2000

142

All Total Groups  
Monongalia

<u>Race</u> DEM. GOVERNOR	<u>Votes by Candidate</u>		
<u>Precinct</u>	BOB WISE	JIM LEES	Total
081 PRECINCT 83A	59	35	94
082 PRECINCT 83B	48	36	84
083 PRECINCT 84	39	53	92
084 PRECINCT 85	26	25	51
085 PRECINCT 86	78	63	141
086 PRECINCT 87A	33	35	68
087 PRECINCT 87B	36	37	73
088 PRECINCT 88	78	48	126
089 PRECINCT 90	42	42	84
090 PRECINCT 91	62	51	113
091 PRECINCT 92	81	85	166
Absentee	0	0	0
Total	5,402	4,064	9,466

Precinct Totals by Race Report  
05/09/2000

143

All Total Groups  
Monongalia

Race

DEM. SECRETARY OF STATE

Precinct

Votes by Candidate

BOBBY NELSON

CHARLOTTE PRITT

JOE MANCHIN

MIKE OLIVERIO

Total

001 PRECINCT 1  
002 PRECINCT 2  
003 PRECINCT 3  
004 PRECINCT 4  
005 PRECINCT 5  
006 PRECINCT 6  
007 PRECINCT 7  
008 PRECINCT 8  
009 PRECINCT 9  
010 PRECINCT 10  
011 PRECINCT 12  
012 PRECINCT 13  
013 PRECINCT 14  
014 PRECINCT 15  
015 PRECINCT 16  
016 PRECINCT 17  
017 PRECINCT 18  
018 PRECINCT 20  
019 PRECINCT 21  
020 PRECINCT 22

4	31	40	142	217
7	26	31	111	175
1	33	13	63	110
12	30	27	121	190
6	32	15	82	135
2	6	3	30	41
0	12	11	27	50
5	26	19	91	141
5	23	24	84	136
0	5	6	13	24
1	5	11	18	35
5	16	11	27	59
1	10	12	38	61
6	21	30	87	144
7	16	13	67	103
8	21	20	60	109
3	8	2	6	19
1	7	8	29	45
1	9	15	31	56
0	8	3	14	25



Precinct Totals by Race Report  
05/09/2000

144

All Total Groups  
Monongalia

<u>Race</u>		<u>Votes by Candidate</u>				<u>Total</u>
DEM. SECRETARY OF STATE		BOBBY NELSON	CHARLOTTE PRITT	JOE MANCHIN	MIKE OLIVERIO	
<u>Precinct</u>						
021 PRECINCT 23		4	8	20	118	150
022 PRECINCT 24		5	20	26	102	153
023 PRECINCT 25		3	24	42	127	196
024 PRECINCT 26		1	10	16	73	100
025 PRECINCT 27		2	13	14	85	114
026 PRECINCT 28		3	15	24	81	123
027 PRECINCT 29		2	5	25	79	111
028 PRECINCT 30		1	11	17	51	80
029 PRECINCT 31		8	32	26	107	173
030 PRECINCT 32		2	16	21	53	92
031 PRECINCT 33		2	23	33	93	151
032 PRECINCT 34		5	21	34	72	132
033 PRECINCT 35		5	16	26	66	113
034 PRECINCT 36		2	5	15	31	53
035 PRECINCT 37		0	33	24	52	109
036 PRECINCT 38A		5	25	36	119	185
037 PRECINCT 38B		1	38	27	99	165
038 PRECINCT 39		2	17	15	90	124
039 PRECINCT 40		2	18	13	24	57
040 PRECINCT 41		1	11	27	24	63

Precinct Totals by Race Report  
05/09/2000

145

All Total Groups  
MonongaliaRace

DEM. SECRETARY OF STATE

PrecinctVotes by Candidate

BOBBY NELSON

CHARLOTTE PRITT

JOE MANCHIN

MIKE OLIVERIO

Total

041 PRECINCT 42

3

15

39

43

100

042 PRECINCT 44

12

30

41

112

195

043 PRECINCT 46

3

19

18

75

115

044 PRECINCT 47

5

18

21

87

131

045 PRECINCT 48

1

24

27

55

107

046 PRECINCT 49

0

8

12

19

39

047 PRECINCT 51

3

13

20

30

66

048 PRECINCT 52

0

22

27

45

94

049 PRECINCT 53

3

11

36

30

80

050 PRECINCT 54

2

28

28

54

112

051 PRECINCT 55

2

21

19

48

90

052 PRECINCT 56

0

6

12

11

29

053 PRECINCT 58

0

4

9

22

35

054 PRECINCT 59

2

28

40

104

174

055 PRECINCT 60

3

8

19

57

87

056 PRECINCT 61A

8

21

30

99

158

057 PRECINCT 61B

5

18

22

70

115

058 PRECINCT 62A

2

17

22

68

109

059 PRECINCT 62B

2

30

13

62

107

060 PRECINCT 63

1

14

23

39

77

Precinct Totals by Race Report  
05/09/2000

146

All Total Groups  
Monongalia

Race

DEM. SECRETARY OF STATE

Precinct

Votes by Candidate

BOBBY NELSON

CHARLOTTE PRITT

JOE MANCHIN

MIKE OLIVERIO

Total

061 PRECINCT 64	2	16	16	49	83
062 PRECINCT 67	10	34	58	82	184
063 PRECINCT 68	5	18	36	82	141
064 PRECINCT 69	0	21	48	119	188
065 PRECINCT 70	2	14	22	93	131
066 PRECINCT 71	1	19	20	94	134
067 PRECINCT 72	2	20	18	63	103
068 PRECINCT 73	4	22	39	120	185
069 PRECINCT 74	4	22	33	83	142
070 PRECINCT 75	1	9	22	84	116
071 PRECINCT 76	0	4	4	13	21
072 PRECINCT 77A	2	31	34	103	170
073 PRECINCT 77B	3	31	18	86	138
074 PRECINCT 78A	6	16	26	63	111
075 PRECINCT 78B	0	10	14	40	64
076 PRECINCT 79A	4	24	24	75	127
077 PRECINCT 79B	5	19	33	105	162
078 PRECINCT 80	4	17	23	64	108
079 PRECINCT 81	3	18	19	83	123
080 PRECINCT 82	3	17	18	52	90

Precinct Totals by Race Report  
05/09/2000

All Total Groups  
Monongalia

142

Race

DEM. SECRETARY OF STATE

Precinct

Votes by Candidate

BOBBY NELSON

CHARLOTTE PRITT

JOE MANCHIN

MIKE OLIVERIO

Total

081 PRECINCT 83A

2

15

18

59

94

082 PRECINCT 83B

0

12

18

60

90

083 PRECINCT 84

3

15

19

62

99

084 PRECINCT 85

1

7

9

36

53

085 PRECINCT 86

5

16

32

93

146

086 PRECINCT 87A

4

3

21

45

73

087 PRECINCT 87B

4

10

15

48

77

088 PRECINCT 88

1

13

29

89

132

089 PRECINCT 90

10

6

12

61

89

090 PRECINCT 91

1

13

17

88

119

091 PRECINCT 92

1

27

35

109

172

Absentee

0

0

0

0

0

Total

281

1,580

2,023

6,120

10,004

Precinct Totals by Race Report

05/09/2000

148

All Total Groups  
Monongalia

Race  
DEM. AUDITOR

Precinct

Votes by Candidate

GLEN B. GAINER III

Total

001 PRECINCT 1	173	173
002 PRECINCT 2	137	137
003 PRECINCT 3	77	77
004 PRECINCT 4	148	148
005 PRECINCT 5	92	92
006 PRECINCT 6	29	29
007 PRECINCT 7	36	36
008 PRECINCT 8	106	106
009 PRECINCT 9	110	110
010 PRECINCT 10	17	17
011 PRECINCT 12	21	21
012 PRECINCT 13	46	46
013 PRECINCT 14	46	46
014 PRECINCT 15	110	110
015 PRECINCT 16	80	80
016 PRECINCT 17	83	83
017 PRECINCT 18	16	16
018 PRECINCT 20	31	31
019 PRECINCT 21	41	41
020 PRECINCT 22	20	20

Precinct Totals by Race Report  
05/09/2000

All Total Groups  
Monongalia

149

Race

DEM. AUDITOR

Precinct

Votes by Candidate

GLEN B. GAINER III

Total

021 PRECINCT 23	114	114
022 PRECINCT 24	115	115
023 PRECINCT 25	145	145
024 PRECINCT 26	71	71
025 PRECINCT 27	87	87
026 PRECINCT 28	95	95
027 PRECINCT 29	90	90
028 PRECINCT 30	66	66
029 PRECINCT 31	137	137
030 PRECINCT 32	74	74
031 PRECINCT 33	127	127
032 PRECINCT 34	107	107
033 PRECINCT 35	85	85
034 PRECINCT 36	48	48
035 PRECINCT 37	92	92
036 PRECINCT 38A	134	134
037 PRECINCT 38B	123	123
038 PRECINCT 39	87	87
039 PRECINCT 40	46	46
040 PRECINCT 41	42	42

Precinct Totals by Race Report

05/09/2000

150

All Total Groups  
Monongalia

Race  
DEM. AUDITOR

Precinct

Votes by Candidate

GLEN B. GAINER III

Total

041 PRECINCT 42	89	89
042 PRECINCT 44	145	145
043 PRECINCT 46	89	89
044 PRECINCT 47	99	99
045 PRECINCT 48	85	85
046 PRECINCT 49	33	33
047 PRECINCT 51	56	56
048 PRECINCT 52	80	80
049 PRECINCT 53	67	67
050 PRECINCT 54	87	87
051 PRECINCT 55	73	73
052 PRECINCT 56	24	24
053 PRECINCT 58	30	30
054 PRECINCT 59	151	151
055 PRECINCT 60	64	64
056 PRECINCT 61A	120	120
057 PRECINCT 61B	85	85
058 PRECINCT 62A	85	85
059 PRECINCT 62B	86	86
060 PRECINCT 63	59	59

Precinct Totals by Race Report  
05/09/2000

All Total Groups  
Monongalia

151

Race

DEM. AUDITOR

Precinct

Votes by Candidate

GLEN B. GAINER III

Total

061 PRECINCT 64	71	71
062 PRECINCT 67	154	154
063 PRECINCT 68	110	110
064 PRECINCT 69	149	149
065 PRECINCT 70	103	103
066 PRECINCT 71	102	102
067 PRECINCT 72	84	84
068 PRECINCT 73	157	157
069 PRECINCT 74	101	101
070 PRECINCT 75	90	90
071 PRECINCT 76	19	19
072 PRECINCT 77A	131	131
073 PRECINCT 77B	105	105
074 PRECINCT 78A	88	88
075 PRECINCT 78B	53	53
076 PRECINCT 79A	95	95
077 PRECINCT 79B	116	116
078 PRECINCT 80	85	85
079 PRECINCT 81	94	94
080 PRECINCT 82	67	67



Precinct Totals by Race Report

05/09/2000

152

All Total Groups  
Monongalia

<u>Race</u>	<u>Votes by Candidate</u>	
DEM. AUDITOR		
<u>Precinct</u>	GLEN B. GAINER III	Total
081 PRECINCT 83A	76	76
082 PRECINCT 83B	73	73
083 PRECINCT 84	79	79
084 PRECINCT 85	37	37
085 PRECINCT 86	119	119
086 PRECINCT 87A	57	57
087 PRECINCT 87B	60	60
088 PRECINCT 88	103	103
089 PRECINCT 90	61	61
090 PRECINCT 91	90	90
091 PRECINCT 92	142	142
Absentee	0	0
Total	7,782	7,782

Precinct Totals by Race Report

153

05/09/2000  
All Total Groups  
Monongalia

Race

DEM. TREASURER

Precinct

Votes by Candidate

JOHN D. PERDUE

Total

001 PRECINCT 1	162	162
002 PRECINCT 2	136	136
003 PRECINCT 3	74	74
004 PRECINCT 4	144	144
005 PRECINCT 5	87	87
006 PRECINCT 6	31	31
007 PRECINCT 7	37	37
008 PRECINCT 8	105	105
009 PRECINCT 9	104	104
010 PRECINCT 10	17	17
011 PRECINCT 12	20	20
012 PRECINCT 13	44	44
013 PRECINCT 14	44	44
014 PRECINCT 15	113	113
015 PRECINCT 16	73	73
016 PRECINCT 17	85	85
017 PRECINCT 18	15	15
018 PRECINCT 20	29	29
019 PRECINCT 21	42	42
020 PRECINCT 22	18	18

Precinct Totals by Race Report  
05/09/2000

154

All Total Groups  
Monongalia

Race		Votes by Candidate	
DEM. TREASURER			
Precinct		JOHN D. PERDUE	Total
021 PRECINCT 23		116	116
022 PRECINCT 24		107	107
023 PRECINCT 25		135	135
024 PRECINCT 26		70	70
025 PRECINCT 27		85	85
026 PRECINCT 28		96	96
027 PRECINCT 29		87	87
028 PRECINCT 30		64	64
029 PRECINCT 31		135	135
030 PRECINCT 32		76	76
031 PRECINCT 33		125	125
032 PRECINCT 34		104	104
033 PRECINCT 35		86	86
034 PRECINCT 36		46	46
035 PRECINCT 37		86	86
036 PRECINCT 38A		131	131
037 PRECINCT 38B		118	118
038 PRECINCT 39		79	79
039 PRECINCT 40		42	42
040 PRECINCT 41		41	41

Precinct Totals by Race Report  
05/09/2000

155

All Total Groups  
Monongalia

Race

DEM. TREASURER

Precinct

Votes by Candidate

JOHN D. PERDUE

Total

041 PRECINCT 42	87	87
042 PRECINCT 44	143	143
043 PRECINCT 46	89	89
044 PRECINCT 47	98	98
045 PRECINCT 48	79	79
046 PRECINCT 49	31	31
047 PRECINCT 51	53	53
048 PRECINCT 52	77	77
049 PRECINCT 53	64	64
050 PRECINCT 54	86	86
051 PRECINCT 55	70	70
052 PRECINCT 56	23	23
053 PRECINCT 58	31	31
054 PRECINCT 59	145	145
055 PRECINCT 60	64	64
056 PRECINCT 61A	118	118
057 PRECINCT 61B	80	80
058 PRECINCT 62A	80	80
059 PRECINCT 62B	84	84
060 PRECINCT 63	60	60

Precinct Totals by Race Report

05/09/2000

All Total Groups  
Monongalia

Race

DEM. TREASURER

Precinct

Votes by Candidate

JOHN D. PERDUE

Total

061 PRECINCT 64	70	70
062 PRECINCT 67	148	148
063 PRECINCT 68	106	106
064 PRECINCT 69	148	148
065 PRECINCT 70	95	95
066 PRECINCT 71	97	97
067 PRECINCT 72	83	83
068 PRECINCT 73	151	151
069 PRECINCT 74	98	98
070 PRECINCT 75	86	86
071 PRECINCT 76	19	19
072 PRECINCT 77A	128	128
073 PRECINCT 77B	102	102
074 PRECINCT 78A	81	81
075 PRECINCT 78B	52	52
076 PRECINCT 79A	92	92
077 PRECINCT 79B	111	111
078 PRECINCT 80	85	85
079 PRECINCT 81	90	90
080 PRECINCT 82	66	66

Precinct Totals by Race Report  
05/09/2000

157

All Total Groups  
Monongalia

Race

DEM. TREASURER

Precinct

Votes by Candidate

JOHN D. PERDUE

Total

081 PRECINCT 83A	76	76
082 PRECINCT 83B	75	75
083 PRECINCT 84	77	77
084 PRECINCT 85	34	34
085 PRECINCT 86	115	115
086 PRECINCT 87A	54	54
087 PRECINCT 87B	56	56
088 PRECINCT 88	101	101
089 PRECINCT 90	60	60
090 PRECINCT 91	89	89
091 PRECINCT 92	138	138
Absentee	0	0
Total	7,554	7,554

Precinct Totals by Race Report  
05/09/2000

158

All Total Groups  
Monongalia

Race		DEM. COMMISSIONER OF AGRICULTURE	
Precinct	Votes by Candidate		
	GUS R. DOUGLASS	Total	
001 PRECINCT 1	171	171	
002 PRECINCT 2	136	136	
003 PRECINCT 3	75	75	
004 PRECINCT 4	145	145	
005 PRECINCT 5	91	91	
006 PRECINCT 6	31	31	
007 PRECINCT 7	38	38	
008 PRECINCT 8	107	107	
009 PRECINCT 9	106	106	
010 PRECINCT 10	16	16	
011 PRECINCT 12	22	22	
012 PRECINCT 13	46	46	
013 PRECINCT 14	47	47	
014 PRECINCT 15	109	109	
015 PRECINCT 16	76	76	
016 PRECINCT 17	85	85	
017 PRECINCT 18	16	16	
018 PRECINCT 20	32	32	
019 PRECINCT 21	40	40	
020 PRECINCT 22	18	18	

Precinct Totals by Race Report

05/09/2000

All Total Groups  
Monongalia

159

Race

DEM. COMMISSIONER OF AGRICULTURE

Precinct

Votes by Candidate

GUS R. DOUGLASS

Total

021 PRECINCT 23	115	115
022 PRECINCT 24	110	110
023 PRECINCT 25	137	137
024 PRECINCT 26	71	71
025 PRECINCT 27	83	83
026 PRECINCT 28	95	95
027 PRECINCT 29	88	88
028 PRECINCT 30	66	66
029 PRECINCT 31	132	132
030 PRECINCT 32	74	74
031 PRECINCT 33	123	123
032 PRECINCT 34	114	114
033 PRECINCT 35	87	87
034 PRECINCT 36	47	47
035 PRECINCT 37	86	86
036 PRECINCT 38A	129	129
037 PRECINCT 38B	121	121
038 PRECINCT 39	79	79
039 PRECINCT 40	47	47
040 PRECINCT 41	50	50



Precinct Totals by Race Report  
05/09/2000

160

All Total Groups  
Monongalia

Race  
DEM. COMMISSIONER OF AGRICULTURE

<u>Precinct</u>	<u>Votes by Candidate</u> GUS R. DOUGLASS	Total
041 PRECINCT 42	89	89
042 PRECINCT 44	148	148
043 PRECINCT 46	91	91
044 PRECINCT 47	99	99
045 PRECINCT 48	83	83
046 PRECINCT 49	30	30
047 PRECINCT 51	53	53
048 PRECINCT 52	82	82
049 PRECINCT 53	68	68
050 PRECINCT 54	92	92
051 PRECINCT 55	73	73
052 PRECINCT 56	23	23
053 PRECINCT 58	30	30
054 PRECINCT 59	150	150
055 PRECINCT 60	65	65
056 PRECINCT 61A	125	125
057 PRECINCT 61B	89	89
058 PRECINCT 62A	85	85
059 PRECINCT 62B	88	88
060 PRECINCT 63	63	63

Precinct Totals by Race Report  
05/09/2000

161

All Total Groups  
Monongalia

Race

DEM. COMMISSIONER OF AGRICULTURE

Precinct

Votes by Candidate

GUS R. DOUGLASS

Total

061 PRECINCT 64	70	70
062 PRECINCT 67	157	157
063 PRECINCT 68	109	109
064 PRECINCT 69	141	141
065 PRECINCT 70	95	95
066 PRECINCT 71	101	101
067 PRECINCT 72	84	84
068 PRECINCT 73	156	156
069 PRECINCT 74	99	99
070 PRECINCT 75	89	89
071 PRECINCT 76	17	17
072 PRECINCT 77A	132	132
073 PRECINCT 77B	106	106
074 PRECINCT 78A	85	85
075 PRECINCT 78B	54	54
076 PRECINCT 79A	95	95
077 PRECINCT 79B	113	113
078 PRECINCT 80	86	86
079 PRECINCT 81	95	95
080 PRECINCT 82	70	70

Precinct Totals by Race Report  
05/09/2000

All Total Groups  
Monongalia

Race

DEM. COMMISSIONER OF AGRICULTURE

Precinct

Votes by Candidate

GUS R. DOUGLASS

Total

081 PRECINCT 83A	76	76
082 PRECINCT 83B	74	74
083 PRECINCT 84	77	77
084 PRECINCT 85	42	42
085 PRECINCT 86	120	120
086 PRECINCT 87A	57	57
087 PRECINCT 87B	58	58
088 PRECINCT 88	105	105
089 PRECINCT 90	64	64
090 PRECINCT 91	84	84
091 PRECINCT 92	138	138
Absentee	0	0
Total	7,736	7,736

102

Precinct Totals by Race Report

05/09/2000

163

All Total Groups  
Monongalia

Race

DEM. ATTORNEY GENERAL

Precinct

Votes by Candidate

DARRELL MCGRAW

Total

001 PRECINCT 1	162	162
002 PRECINCT 2	136	136
003 PRECINCT 3	71	71
004 PRECINCT 4	143	143
005 PRECINCT 5	91	91
006 PRECINCT 6	26	26
007 PRECINCT 7	35	35
008 PRECINCT 8	99	99
009 PRECINCT 9	100	100
010 PRECINCT 10	15	15
011 PRECINCT 12	18	18
012 PRECINCT 13	36	36
013 PRECINCT 14	45	45
014 PRECINCT 15	101	101
015 PRECINCT 16	73	73
016 PRECINCT 17	85	85
017 PRECINCT 18	15	15
018 PRECINCT 20	29	29
019 PRECINCT 21	34	34
020 PRECINCT 22	18	18

Precinct Totals by Race Report  
05/09/2000

164

All Total Groups  
Monongalia

Race		DEM. ATTORNEY GENERAL	
Precinct	Votes by Candidate		
	DARRELL McGRAW	Total	
021 PRECINCT 23	99	99	
022 PRECINCT 24	106	106	
023 PRECINCT 25	140	140	
024 PRECINCT 26	65	65	
025 PRECINCT 27	81	81	
026 PRECINCT 28	90	90	
027 PRECINCT 29	83	83	
028 PRECINCT 30	63	63	
029 PRECINCT 31	137	137	
030 PRECINCT 32	79	79	
031 PRECINCT 33	118	118	
032 PRECINCT 34	100	100	
033 PRECINCT 35	85	85	
034 PRECINCT 36	45	45	
035 PRECINCT 37	95	95	
036 PRECINCT 38A	127	127	
037 PRECINCT 38B	118	118	
038 PRECINCT 39	73	73	
039 PRECINCT 40	46	46	
040 PRECINCT 41	44	44	

Precinct Totals by Race Report

05/09/2000

165

All Total Group:  
Monongalia

Race

DEM. ATTORNEY GENERAL

Precinct

Votes by Candidate

DARRELL McGRAW

Total

041 PRECINCT 42	83	83
042 PRECINCT 44	137	137
043 PRECINCT 46	90	90
044 PRECINCT 47	99	99
045 PRECINCT 48	86	86
046 PRECINCT 49	32	32
047 PRECINCT 51	52	52
048 PRECINCT 52	82	82
049 PRECINCT 53	63	63
050 PRECINCT 54	90	90
051 PRECINCT 55	70	70
052 PRECINCT 56	21	21
053 PRECINCT 58	30	30
054 PRECINCT 59	142	142
055 PRECINCT 60	63	63
056 PRECINCT 61A	122	122
057 PRECINCT 61B	83	83
058 PRECINCT 62A	79	79
059 PRECINCT 62B	84	84
060 PRECINCT 63	65	65

Precinct Totals by Race Report

05/09/2000

166

All Total Groups  
Monongalia

Race  
DEM. ATTORNEY GENERAL

Precinct

Votes by Candidate

DARRELL MCGRAW

Total

061 PRECINCT 64	73	73
062 PRECINCT 67	150	150
063 PRECINCT 68	103	103
064 PRECINCT 69	141	141
065 PRECINCT 70	98	98
066 PRECINCT 71	103	103
067 PRECINCT 72	86	86
068 PRECINCT 73	143	143
069 PRECINCT 74	101	101
070 PRECINCT 75	83	83
071 PRECINCT 76	17	17
072 PRECINCT 77A	125	125
073 PRECINCT 77B	95	95
074 PRECINCT 78A	80	80
075 PRECINCT 78B	47	47
076 PRECINCT 79A	86	86
077 PRECINCT 79B	104	104
078 PRECINCT 80	80	80
079 PRECINCT 81	95	95
080 PRECINCT 82	60	60

Precinct Totals by Race Report  
05/09/2000

167

All Total Groups  
Monongalia

Race

DEM. ATTORNEY GENERAL

Precinct

Votes by Candidate

DARRELL MCGRAW

Total

081 PRECINCT 83A	77	77
082 PRECINCT 83B	75	75
083 PRECINCT 84	73	73
084 PRECINCT 85	37	37
085 PRECINCT 86	109	109
086 PRECINCT 87A	39	39
087 PRECINCT 87B	50	50
088 PRECINCT 88	88	88
089 PRECINCT 90	58	58
090 PRECINCT 91	84	84
091 PRECINCT 92	127	127
Absentee	0	0
Total	7,386	7,386



Precinct Totals by Race Report  
05/09/2000

168

All Total Groups  
Monongalia

Race

DEM. SUPREME COURT APPEALS JUSTICE

Precinct

Votes by Candidate

BOB BASTRESS

EVAN H. JENKINS

JOE ALBRIGHT

ROBIN JEAN DAVIS

Total

001 PRECINCT 1	142	29	89	67	327
002 PRECINCT 2	115	21	58	61	255
003 PRECINCT 3	70	9	40	41	160
004 PRECINCT 4	131	28	69	52	280
005 PRECINCT 5	94	11	44	45	194
006 PRECINCT 6	22	7	13	12	54
007 PRECINCT 7	36	6	22	17	81
008 PRECINCT 8	92	18	46	46	202
009 PRECINCT 9	78	16	46	55	195
010 PRECINCT 10	16	4	5	12	37
011 PRECINCT 12	22	5	10	10	47
012 PRECINCT 13	39	11	13	21	84
013 PRECINCT 14	37	13	16	23	89
014 PRECINCT 15	98	20	48	43	209
015 PRECINCT 16	72	10	40	28	150
016 PRECINCT 17	70	15	43	35	163
017 PRECINCT 18	11	2	6	7	26
018 PRECINCT 20	25	7	18	14	64
019 PRECINCT 21	28	13	14	25	80
020 PRECINCT 22	19	3	10	6	38

Precinct Totals by Race Report

05/09/2000

169

All Total Groups  
Monongalia

DEM. SUPREME COURT APPEALS JUSTICE					
Race	Votes by Candidate				
Precinct	BOB BASTRESS	EVAN H. JENKINS	JOE ALBRIGHT	ROBIN JEAN DAVIS	Total
021 PRECINCT 23	89	14	56	49	208
022 PRECINCT 24	80	33	49	49	211
023 PRECINCT 25	111	30	63	67	271
024 PRECINCT 26	51	16	29	28	124
025 PRECINCT 27	70	19	37	40	166
026 PRECINCT 28	82	17	44	38	181
027 PRECINCT 29	59	19	44	31	153
028 PRECINCT 30	59	8	32	20	119
029 PRECINCT 31	104	19	51	63	237
030 PRECINCT 32	52	13	42	32	139
031 PRECINCT 33	91	24	59	49	223
032 PRECINCT 34	83	25	58	35	201
033 PRECINCT 35	47	27	52	37	163
034 PRECINCT 36	32	8	19	21	80
035 PRECINCT 37	76	18	47	26	167
036 PRECINCT 38A	118	28	63	53	262
037 PRECINCT 38B	95	18	62	50	225
038 PRECINCT 39	74	16	34	43	167
039 PRECINCT 40	32	7	22	14	75
040 PRECINCT 41	36	12	24	13	85

Precinct Totals by Race Report

05/09/2000

120

All Total Groups  
Monongalia

Race  
DEM. SUPREME COURT APPEALS JUSTICE

Precinct

Votes by Candidate

BOB BASTRESS

EVAN H. JENKINS

JOE ALBRIGHT

ROBIN JEAN DAVIS

Total

041 PRECINCT 42	74	12	30	27	143
042 PRECINCT 44	116	22	65	64	267
043 PRECINCT 46	75	21	39	36	171
044 PRECINCT 47	86	22	53	36	197
045 PRECINCT 48	71	14	28	32	145
046 PRECINCT 49	33	4	10	12	59
047 PRECINCT 51	52	8	17	18	95
048 PRECINCT 52	66	12	38	21	137
049 PRECINCT 53	60	8	20	18	106
050 PRECINCT 54	69	19	36	32	156
051 PRECINCT 55	62	10	33	27	132
052 PRECINCT 56	18	2	13	7	40
053 PRECINCT 58	24	2	15	13	54
054 PRECINCT 59	119	22	64	54	259
055 PRECINCT 60	57	11	27	22	117
056 PRECINCT 61A	100	20	53	53	226
057 PRECINCT 61B	76	19	29	34	158
058 PRECINCT 62A	63	12	41	36	152
059 PRECINCT 62B	68	13	48	38	167
060 PRECINCT 63	51	11	26	23	111

Precinct Totals by Race Report

05/09/2000

171

All Total Groups  
Monongalia

Race

DEM. SUPREME COURT APPEALS JUSTICE

Precinct

Votes by Candidate

	BOB BASTRESS	EVAN H. JENKINS	JOE ALBRIGHT	ROBIN JEAN DAVIS	Total
061 PRECINCT 64	51	12	24	23	110
062 PRECINCT 67	107	24	63	66	260
063 PRECINCT 68	81	27	49	42	199
064 PRECINCT 69	123	28	56	45	252
065 PRECINCT 70	79	16	44	38	177
066 PRECINCT 71	88	14	32	39	173
067 PRECINCT 72	71	10	26	39	146
068 PRECINCT 73	110	20	65	60	255
069 PRECINCT 74	88	13	45	51	197
070 PRECINCT 75	74	13	34	38	159
071 PRECINCT 76	12	3	5	7	27
072 PRECINCT 77A	91	19	73	64	247
073 PRECINCT 77B	76	25	44	45	190
074 PRECINCT 78A	73	12	28	40	153
075 PRECINCT 78B	37	12	21	16	86
076 PRECINCT 79A	67	20	37	47	171
077 PRECINCT 79B	91	35	56	48	230
078 PRECINCT 80	59	25	43	35	162
079 PRECINCT 81	69	24	45	34	172
080 PRECINCT 82	68	11	25	24	128

Precinct Totals by Race Report

05/09/2000

122

All Total Groups  
Monongalia

Race		DEM. SUPREME COURT APPEALS JUSTICE				
Precinct	Votes by Candidate					
	BOB BASTRESS	EVAN H. JENKINS	JOE ALBRIGHT	ROBIN JEAN DAVIS	Total	
081 PRECINCT 83A	62	18	33	30	143	
082 PRECINCT 83B	64	12	41	19	136	
083 PRECINCT 84	62	12	37	25	136	
084 PRECINCT 85	27	8	22	9	66	
085 PRECINCT 86	97	22	40	41	200	
086 PRECINCT 87A	43	13	24	27	107	
087 PRECINCT 87B	52	14	26	18	110	
088 PRECINCT 88	74	30	40	47	191	
089 PRECINCT 90	53	8	24	35	120	
090 PRECINCT 91	71	20	41	37	169	
091 PRECINCT 92	118	26	62	46	252	
Absentee	0	0	0	0	0	
Total	6,236	1,429	3,427	3,116	14,208	

Precinct Totals by Race Report  
05/09/2000

173

All Total Groups  
Monongalia

Race

DEM. STATE SENATOR DIST. 13

Precinct

Votes by Candidate

ROMAN W. PREZIOSO, JR.

Total

001 PRECINCT 1	147	147
002 PRECINCT 2	125	125
003 PRECINCT 3	67	67
004 PRECINCT 4	135	135
005 PRECINCT 5	80	80
006 PRECINCT 6	27	27
007 PRECINCT 7	36	36
008 PRECINCT 8	101	101
009 PRECINCT 9	105	105
010 PRECINCT 10	15	15
011 PRECINCT 12	19	19
012 PRECINCT 13	40	40
013 PRECINCT 14	43	43
014 PRECINCT 15	99	99
015 PRECINCT 16	73	73
016 PRECINCT 17	78	78
017 PRECINCT 18	14	14
018 PRECINCT 20	27	27
019 PRECINCT 21	39	39
020 PRECINCT 22	20	20

Precinct Totals by Race Report

05/09/2000

124

All Total Groups  
Monongalia

Race  
DEM. STATE SENATOR DIST. 13

Precinct

Votes by Candidate

ROMAN W. PREZIOSO, JR.

Total

021 PRECINCT 23	106	106
022 PRECINCT 24	103	103
023 PRECINCT 25	137	137
024 PRECINCT 26	68	68
025 PRECINCT 27	75	75
026 PRECINCT 28	89	89
027 PRECINCT 29	86	86
028 PRECINCT 30	65	65
029 PRECINCT 31	124	124
030 PRECINCT 32	70	70
033 PRECINCT 35	84	84
034 PRECINCT 36	44	44
038 PRECINCT 39	76	76
039 PRECINCT 40	36	36
040 PRECINCT 41	42	42
041 PRECINCT 42	83	83
042 PRECINCT 44	134	134
043 PRECINCT 46	89	89
044 PRECINCT 47	93	93
045 PRECINCT 48	79	79

Precinct Totals by Race Report

05/09/2000

175

All Total Groups  
Monongalia

Race

DEM. STATE SENATOR DIST. 13

Precinct

Votes by Candidate

ROMAN W. PREZIOSO, JR.

Total

046 PRECINCT 49	32	32
047 PRECINCT 51	41	41
048 PRECINCT 52	71	71
049 PRECINCT 53	59	59
050 PRECINCT 54	88	88
051 PRECINCT 55	70	70
052 PRECINCT 56	22	22
053 PRECINCT 58	27	27
065 PRECINCT 70	98	98
066 PRECINCT 71	92	92
067 PRECINCT 72	75	75
068 PRECINCT 73	136	136
069 PRECINCT 74	87	87
070 PRECINCT 75	81	81
071 PRECINCT 76	17	17
076 PRECINCT 79A	84	84
077 PRECINCT 79B	112	112
078 PRECINCT 80	80	80
079 PRECINCT 81	85	85
080 PRECINCT 82	60	60



Precinct Totals by Race Report  
05/09/2000

176

All Total Groups  
Monongalia

<u>Race</u>	<u>DEM. STATE SENATOR DIST. 13</u>	
<u>Precinct</u>	<u>Votes by Candidate</u> ROMAN W. PREZIOSO, JR.	<u>Total</u>
081 PRECINCT 83A	74	74
082 PRECINCT 83B	67	67
083 PRECINCT 84	77	77
085 PRECINCT 86	114	114
086 PRECINCT 87A	50	50
087 PRECINCT 87B	53	53
088 PRECINCT 88	101	101
089 PRECINCT 90	55	55
090 PRECINCT 91	85	85
091 PRECINCT 92	127	127
Absentee	0	0
<b>Total</b>	<b>5,193</b>	<b>5,193</b>

Precinct Totals by Race Report  
05/09/2000

177

All Total Groups  
Monongalia

Race

DEM. STATE SENATOR DIST. 14

Precinct

Votes by Candidate

JON BLAIR HUNTER

Total

031 PRECINCT 33	128	128
032 PRECINCT 34	104	104
035 PRECINCT 37	87	87
036 PRECINCT 38A	130	130
037 PRECINCT 38B	122	122
054 PRECINCT 59	151	151
055 PRECINCT 60	65	65
056 PRECINCT 61A	129	129
057 PRECINCT 61B	92	92
058 PRECINCT 62A	84	84
059 PRECINCT 62B	92	92
060 PRECINCT 63	64	64
061 PRECINCT 64	65	65
062 PRECINCT 67	151	151
063 PRECINCT 68	103	103
064 PRECINCT 69	142	142
072 PRECINCT 77A	130	130
073 PRECINCT 77B	101	101
074 PRECINCT 78A	88	88
075 PRECINCT 78B	48	48

Precinct Totals by Race Report  
05/09/2000

128

All Total Groups  
Monongalia

<u>Race</u>		<u>Votes by Candidate</u>	
DEM. STATE SENATOR DIST. 14			
<u>Precinct</u>		JON BLAIR HUNTER	Total
084 PRECINCT 85		37	37
Absentee		0	0
Total		2,113	2,113

Precinct Totals by Race Report  
05/09/2000

179

All Total Groups  
Monongalia

Race

DEM. HOUSE OF DELEGATES DIST. 42

Precinct

Votes by Candidate

	DIANE C. PARKER	JOHN E. MAZZIE	TOM COLEMAN	Total
058 PRECINCT 62A	50	10	25	85
059 PRECINCT 62B	45	25	25	95
Absentee	0	0	0	0
Total	95	35	50	180

Precinct Totals by Race Report

05/09/2000

180

All Total Groups  
Monongalia

Race

DEM. HOUSE OF DELEGATES DIST. 44

Precinct

Votes by Candidate

BARBARA EVANS  
FLEISCHAUER

CHARLENE MARSHALL

EUGENE (Gene) CLAYPOLE

NANCY HOUSTON

ROBERT D. (Bob) BEACH

001 PRECINCT 1	145	157	110	121	120
002 PRECINCT 2	106	130	82	101	77
003 PRECINCT 3	78	84	46	66	53
004 PRECINCT 4	115	138	86	113	90
005 PRECINCT 5	101	105	58	78	50
006 PRECINCT 6	24	29	20	11	18
007 PRECINCT 7	26	37	27	22	23
008 PRECINCT 8	98	119	56	85	59
009 PRECINCT 9	83	93	76	67	44
010 PRECINCT 10	13	16	7	11	8
011 PRECINCT 12	20	19	15	17	14
012 PRECINCT 13	40	44	34	30	25
013 PRECINCT 14	41	44	26	37	34
014 PRECINCT 15	82	102	65	84	88
015 PRECINCT 16	76	73	52	54	56
016 PRECINCT 17	66	79	60	63	51
017 PRECINCT 18	11	12	8	7	9
018 PRECINCT 20	33	32	18	29	22
019 PRECINCT 21	34	38	23	30	29
020 PRECINCT 22	16	17	14	18	10

STEPHEN P. MALCOLM (Steve)	Total
36	689
32	528
9	336
35	577
17	409
9	111
14	149
28	445
25	388
4	59
5	90
11	184
8	190
37	458
15	326
26	345
4	51
12	146
11	165
7	82

Precinct Totals by Race Report  
05/09/2000

182

All Total Groups  
Monongalia

Race

DEM. HOUSE OF DELEGATES DIST. 44

Precinct

Votes by Candidate

BARBARA EVANS  
FLEISCHAUER

CHARLENE MARSHALL

EUGENE (Gene) CLAYPOLE

NANCY HOUSTON

ROBERT D. (Bob) BEACH

021 PRECINCT 23	100	113	66	104	78
022 PRECINCT 24	87	108	48	99	76
023 PRECINCT 25	96	131	110	83	107
024 PRECINCT 26	52	62	45	60	44
025 PRECINCT 27	74	72	66	70	67
026 PRECINCT 28	81	87	52	69	69
027 PRECINCT 29	46	76	55	53	59
028 PRECINCT 30	37	53	45	40	50
029 PRECINCT 31	99	122	91	96	79
030 PRECINCT 32	48	65	56	46	45
031 PRECINCT 33	72	99	89	78	90
032 PRECINCT 34	77	85	72	66	75
033 PRECINCT 35	56	67	51	59	56
034 PRECINCT 36	32	45	26	36	31
035 PRECINCT 37	58	81	61	64	66
036 PRECINCT 38A	95	119	94	88	91
037 PRECINCT 38B	87	112	97	79	80
038 PRECINCT 39	81	107	47	78	44
039 PRECINCT 40	28	33	43	22	32
040 PRECINCT 41	30	31	30	24	48

STEPHEN P. MALCOLM (Steve)	Total
20	481
24	442
33	560
19	282
17	366
20	378
23	312
21	246
45	532
20	280
35	463
35	410
28	317
15	185
21	351
35	522
36	491
11	368
6	164
14	177



Precinct Totals by Race Report  
05/09/2000

184

All Total Groups  
Monongalia

Race  
DEM. HOUSE OF DELEGATES DIST. 44

<u>Precinct</u>	<u>Votes by Candidate</u>					
	BARBARA EVANS FLEISCHAUER	CHARLENE MARSHALL	EUGENE (Gene) CLAYPOLE	NANCY HOUSTON	ROBERT D. (Bob) BEACH	
041 PRECINCT 42	53	54	71	40	70	
042 PRECINCT 44	85	122	125	86	106	
043 PRECINCT 46	49	76	75	47	51	
044 PRECINCT 47	67	94	85	58	75	
045 PRECINCT 48	48	76	65	36	52	
046 PRECINCT 49	18	25	21	16	24	
047 PRECINCT 51	36	34	46	24	52	
048 PRECINCT 52	49	49	64	42	76	
049 PRECINCT 53	44	35	42	35	51	
050 PRECINCT 54	50	63	67	43	79	
051 PRECINCT 55	44	54	65	31	69	
052 PRECINCT 56	13	18	21	13	18	
053 PRECINCT 58	13	27	25	15	22	
054 PRECINCT 59	115	119	91	88	101	
055 PRECINCT 60	56	60	44	40	50	
056 PRECINCT 61A	88	107	82	81	88	
057 PRECINCT 61B	65	74	62	60	62	
060 PRECINCT 63	36	48	39	41	45	
061 PRECINCT 64	45	45	55	40	45	
062 PRECINCT 67	90	98	131	86	106	

185

STEPHEN P. MALCOLM (Steve)	Total
14	302
34	558
24	322
27	406
22	299
9	113
8	200
12	292
17	224
24	326
13	276
7	90
12	114
46	560
22	272
37	483
29	352
17	226
15	245
51	562

Precinct Totals by Race Report  
05/09/2000

186

All Total Groups  
Monongalia

Race  
DEM. HOUSE OF DELEGATES DIST. 44

<u>Precinct</u>	<u>Votes by Candidate</u>				
	BARBARA EVANS FLEISCHAUER	CHARLENE MARSHALL	EUGENE (Gene) CLAYPOLE	NANCY HOUSTON	ROBERT D. (Bob) BEACH
063 PRECINCT 68	65	89	74	61	74
064 PRECINCT 69	87	112	112	88	104
065 PRECINCT 70	68	92	71	61	59
066 PRECINCT 71	72	91	68	63	69
067 PRECINCT 72	58	58	85	58	47
068 PRECINCT 73	94	127	104	81	94
069 PRECINCT 74	72	78	101	58	71
070 PRECINCT 75	62	73	68	60	66
071 PRECINCT 76	14	12	8	13	6
072 PRECINCT 77A	95	120	69	116	92
073 PRECINCT 77B	93	97	61	80	70
074 PRECINCT 78A	60	82	52	61	57
075 PRECINCT 78B	35	53	28	37	32
076 PRECINCT 79A	74	93	54	71	52
077 PRECINCT 79B	88	125	66	93	84
078 PRECINCT 80	58	78	56	61	71
079 PRECINCT 81	68	91	63	79	64
080 PRECINCT 82	49	57	40	48	42
081 PRECINCT 83A	59	72	42	64	58
082 PRECINCT 83B	49	58	52	53	48

STEPHEN P. MALCOLM (Steve)	Total
25	388
38	541
30	381
19	382
24	330
29	529
28	408
16	345
5	58
30	522
25	426
25	337
9	194
26	370
30	486
24	348
28	393
19	255
23	318
20	280

Precinct Totals by Race Report  
05/09/2000

188

All Total Groups  
Monongalia

<u>Race</u>		<u>Votes by Candidate</u>				
<u>DEM. HOUSE OF DELEGATES DIST. 44</u>						
<u>Precinct</u>		BARBARA EVANS FLEISCHAUER	CHARLENE MARSHALL	EUGENE (Gene) CLAYPOLE	NANCY HOUSTON	ROBERT D. (Bob) BEACH
083 PRECINCT 84		59	71	51	52	49
084 PRECINCT 85		28	41	23	27	27
085 PRECINCT 86		94	117	60	98	79
086 PRECINCT 87A		33	51	26	36	41
087 PRECINCT 87B		49	54	42	45	31
088 PRECINCT 88		73	99	53	83	75
089 PRECINCT 90		64	66	32	63	40
090 PRECINCT 91		66	91	57	74	55
091 PRECINCT 92		99	117	110	82	98
Absentee		0	0	0	0	0
Total		5,493	6,679	5,131	5,146	5,164

189

STEPHEN P. MALCOLM (Steve)	Total
26	308
17	163
27	475
11	198
12	233
21	404
16	281
23	366
26	532
0	0
1,915	29,528

Precinct Totals by Race Report  
05/09/2000

All Total Groups  
Monongalia

Race

DEM. 17TH JUDICIAL CIRCUIT JUDGE DIV. 2

Precinct

Votes by Candidate

RUSSELL M. CLAWGES, JR.

Total

001 PRECINCT 1	154	154
002 PRECINCT 2	132	132
003 PRECINCT 3	81	81
004 PRECINCT 4	140	140
005 PRECINCT 5	93	93
006 PRECINCT 6	27	27
007 PRECINCT 7	39	39
008 PRECINCT 8	100	100
009 PRECINCT 9	104	104
010 PRECINCT 10	19	19
011 PRECINCT 12	23	23
012 PRECINCT 13	47	47
013 PRECINCT 14	46	46
014 PRECINCT 15	108	108
015 PRECINCT 16	70	70
016 PRECINCT 17	82	82
017 PRECINCT 18	14	14
018 PRECINCT 20	30	30
019 PRECINCT 21	42	42
020 PRECINCT 22	22	22

Precinct Totals by Race Report  
05/09/2000

All Total Groups  
Monongalia

191

Race

DEM. 17TH JUDICIAL CIRCUIT JUDGE DIV. 2

Precinct

Votes by Candidate

RUSSELL M. CLAWGES, JR.

Total

021 PRECINCT 23	111	111
022 PRECINCT 24	113	113
023 PRECINCT 25	150	150
024 PRECINCT 26	71	71
025 PRECINCT 27	84	84
026 PRECINCT 28	90	90
027 PRECINCT 29	96	96
028 PRECINCT 30	64	64
029 PRECINCT 31	134	134
030 PRECINCT 32	79	79
031 PRECINCT 33	122	122
032 PRECINCT 34	105	105
033 PRECINCT 35	84	84
034 PRECINCT 36	47	47
035 PRECINCT 37	82	82
036 PRECINCT 38A	125	125
037 PRECINCT 38B	115	115
038 PRECINCT 39	97	97
039 PRECINCT 40	48	48
040 PRECINCT 41	45	45



Precinct Totals by Race Report  
05/09/2000

All Total Groups  
Monongalia

Race

DEM. 17TH JUDICIAL CIRCUIT JUDGE DIV. 2

Precinct

Votes by Candidate

RUSSELL M. CLAWGES, JR.

Total

041 PRECINCT 42	82	82
042 PRECINCT 44	143	143
043 PRECINCT 46	93	93
044 PRECINCT 47	97	97
045 PRECINCT 48	86	86
046 PRECINCT 49	33	33
047 PRECINCT 51	47	47
048 PRECINCT 52	79	79
049 PRECINCT 53	69	69
050 PRECINCT 54	88	88
051 PRECINCT 55	70	70
052 PRECINCT 56	21	21
053 PRECINCT 58	28	28
054 PRECINCT 59	139	139
055 PRECINCT 60	62	62
056 PRECINCT 61A	118	118
057 PRECINCT 61B	85	85
058 PRECINCT 62A	86	86
059 PRECINCT 62B	80	80
060 PRECINCT 63	68	68

192

Precinct Totals by Race Report

05/09/2000

All Total Groups  
Monongalia

193

Race

DEM. 17TH JUDICIAL CIRCUIT JUDGE DIV. 2

Precinct

Votes by Candidate

RUSSELL M. CLAWGES, JR.

Total

061 PRECINCT 64	61	61
062 PRECINCT 67	147	147
063 PRECINCT 68	102	102
064 PRECINCT 69	148	148
065 PRECINCT 70	104	104
066 PRECINCT 71	108	108
067 PRECINCT 72	82	82
068 PRECINCT 73	141	141
069 PRECINCT 74	104	104
070 PRECINCT 75	90	90
071 PRECINCT 76	18	18
072 PRECINCT 77A	130	130
073 PRECINCT 77B	108	108
074 PRECINCT 78A	89	89
075 PRECINCT 78B	55	55
076 PRECINCT 79A	93	93
077 PRECINCT 79B	124	124
078 PRECINCT 80	90	90
079 PRECINCT 81	97	97
080 PRECINCT 82	64	64

Precinct Totals by Race Report

05/09/2000

194

All Total Groups  
Monongalia

Race  
DEM. 17TH JUDICIAL CIRCUIT JUDGE DIV. 2

<u>Precinct</u>	<u>Votes by Candidate</u> RUSSELL M. CLAWGES, JR.	Total
081 PRECINCT 83A	72	72
082 PRECINCT 83B	78	78
083 PRECINCT 84	79	79
084 PRECINCT 85	33	33
085 PRECINCT 86	116	116
086 PRECINCT 87A	57	57
087 PRECINCT 87B	54	54
088 PRECINCT 88	103	103
089 PRECINCT 90	63	63
090 PRECINCT 91	96	96
091 PRECINCT 92	127	127
Absentee	0	0
Total	7,642	7,642

Precinct Totals by Race Report  
05/09/2000

195

All Total Group  
Monongalia:

Race

DEM. COUNTY COMMISSIONER

Precinct

Votes by Candidate

ALBERT (AL) ANDERSON

ASEL KENNEDY

BETTY LEMLEY WILEY

Total

001 PRECINCT 1	19	146	46	211
002 PRECINCT 2	16	111	44	171
003 PRECINCT 3	17	60	25	102
004 PRECINCT 4	25	130	33	188
005 PRECINCT 5	12	76	40	128
006 PRECINCT 6	6	27	8	41
007 PRECINCT 7	7	30	11	48
008 PRECINCT 8	19	87	30	136
009 PRECINCT 9	23	76	31	130
010 PRECINCT 10	4	14	5	23
011 PRECINCT 12	7	15	11	33
012 PRECINCT 13	3	31	22	56
013 PRECINCT 14	10	40	5	55
014 PRECINCT 15	21	83	36	140
015 PRECINCT 16	12	74	15	101
016 PRECINCT 17	8	66	30	104
017 PRECINCT 18	2	11	6	19
018 PRECINCT 20	11	25	10	46
019 PRECINCT 21	5	33	13	51
020 PRECINCT 22	2	10	13	25

Precinct Totals by Race Report  
05/09/2000

196

All Total Groups  
Monongalia

Race					
DEM. COUNTY COMMISSIONER					
Precinct	Votes by Candidate				
	ALBERT (AL) ANDERSON	ASEL KENNEDY	BETTY LEMLEY WILEY	Total	
021 PRECINCT 23	18	93	38	149	
022 PRECINCT 24	15	101	27	143	
023 PRECINCT 25	37	110	37	184	
024 PRECINCT 26	12	59	24	95	
025 PRECINCT 27	18	76	19	113	
026 PRECINCT 28	10	89	20	119	
027 PRECINCT 29	20	73	17	110	
028 PRECINCT 30	7	56	13	76	
029 PRECINCT 31	29	105	33	167	
030 PRECINCT 32	18	59	17	94	
031 PRECINCT 33	18	114	20	152	
032 PRECINCT 34	15	93	22	130	
033 PRECINCT 35	18	58	34	110	
034 PRECINCT 36	9	34	12	55	
035 PRECINCT 37	15	78	13	106	
036 PRECINCT 38A	25	126	31	182	
037 PRECINCT 38B	26	117	16	159	
038 PRECINCT 39	9	76	30	115	
039 PRECINCT 40	12	24	18	54	
040 PRECINCT 41	7	33	17	57	

Precinct Totals by Race Report

05/09/2000

197

All Total Groups  
Monongalia

Race

DEM. COUNTY COMMISSIONER

Precinct

Votes by Candidate

ALBERT (AL) ANDERSON

ASEL KENNEDY

BETTY LEMLEY WILEY

Total

041 PRECINCT 42	14	53	34	101
042 PRECINCT 44	67	91	33	191
043 PRECINCT 46	48	53	16	117
044 PRECINCT 47	55	60	15	130
045 PRECINCT 48	79	24	5	108
046 PRECINCT 49	19	17	3	39
047 PRECINCT 51	12	41	16	69
048 PRECINCT 52	14	48	31	93
049 PRECINCT 53	9	37	32	78
050 PRECINCT 54	28	54	28	110
051 PRECINCT 55	23	37	32	92
052 PRECINCT 56	3	17	9	29
053 PRECINCT 58	9	17	11	37
054 PRECINCT 59	15	121	37	173
055 PRECINCT 60	4	54	25	83
056 PRECINCT 61A	27	100	29	156
057 PRECINCT 61B	15	80	18	113
058 PRECINCT 62A	11	77	14	102
059 PRECINCT 62B	12	69	21	102
060 PRECINCT 63	18	50	8	76

Precinct Totals by Race Report

05/09/2000

198

All Total Groups  
Monongalia

Race

DEM. COUNTY COMMISSIONER

Precinct

Votes by Candidate

ALBERT (AL) ANDERSON

ASEL KENNEDY

BETTY LEMLEY WILEY

Total

061 PRECINCT 64	7	54	15	76
062 PRECINCT 67	41	103	40	184
063 PRECINCT 68	28	71	39	138
064 PRECINCT 69	12	132	37	181
065 PRECINCT 70	24	80	22	126
066 PRECINCT 71	20	98	13	131
067 PRECINCT 72	19	64	21	104
068 PRECINCT 73	41	106	35	182
069 PRECINCT 74	21	92	24	137
070 PRECINCT 75	27	62	24	113
071 PRECINCT 76	8	7	4	19
072 PRECINCT 77A	19	110	33	162
073 PRECINCT 77B	15	91	27	133
074 PRECINCT 78A	10	81	16	107
075 PRECINCT 78B	7	46	12	65
076 PRECINCT 79A	12	83	29	124
077 PRECINCT 79B	20	105	24	149
078 PRECINCT 80	18	77	14	109
079 PRECINCT 81	17	79	23	119
080 PRECINCT 82	9	64	17	90

Precinct Totals by Race Report

05/09/2000

199

All Total Groups  
Monongalia

Race

DEM. COUNTY COMMISSIONER

Precinct

Votes by Candidate

	ALBERT (AL) ANDERSON	ASEL KENNEDY	BETTY LEMLEY WILEY	Total
081 PRECINCT 83A	12	69	14	95
082 PRECINCT 83B	5	68	14	87
083 PRECINCT 84	16	60	22	98
084 PRECINCT 85	7	41	5	53
085 PRECINCT 86	15	100	28	143
086 PRECINCT 87A	10	48	13	71
087 PRECINCT 87B	10	46	14	70
088 PRECINCT 88	17	82	31	130
089 PRECINCT 90	11	54	21	86
090 PRECINCT 91	17	84	10	111
091 PRECINCT 92	38	100	34	172
Absentee	0	0	0	0
Total	1,582	6,176	1,984	9,742



Precinct Totals by Race Report

05/09/2000

200

All Total Groups  
Monongalia

Race

DEM. PROSECUTING ATTORNEY

Precinct

Votes by Candidate

MARCIA L. ASHDOWN

Total

001 PRECINCT 1	158	158
002 PRECINCT 2	131	131
003 PRECINCT 3	84	84
004 PRECINCT 4	153	153
005 PRECINCT 5	93	93
006 PRECINCT 6	29	29
007 PRECINCT 7	37	37
008 PRECINCT 8	105	105
009 PRECINCT 9	105	105
010 PRECINCT 10	16	16
011 PRECINCT 12	17	17
012 PRECINCT 13	47	47
013 PRECINCT 14	47	47
014 PRECINCT 15	113	113
015 PRECINCT 16	72	72
016 PRECINCT 17	84	84
017 PRECINCT 18	14	14
018 PRECINCT 20	31	31
019 PRECINCT 21	42	42
020 PRECINCT 22	19	19

Precinct Totals by Race Report  
05/09/2000

201

All Total Groups  
Monongalia

Race

DEM. PROSECUTING ATTORNEY

Precinct

Votes by Candidate

MARCIA L. ASHDOWN

Total

021 PRECINCT 23	116	116
022 PRECINCT 24	118	118
023 PRECINCT 25	142	142
024 PRECINCT 26	69	69
025 PRECINCT 27	88	88
026 PRECINCT 28	90	90
027 PRECINCT 29	84	84
028 PRECINCT 30	59	59
029 PRECINCT 31	135	135
030 PRECINCT 32	71	71
031 PRECINCT 33	120	120
032 PRECINCT 34	102	102
033 PRECINCT 35	72	72
034 PRECINCT 36	42	42
035 PRECINCT 37	91	91
036 PRECINCT 38A	130	130
037 PRECINCT 38B	120	120
038 PRECINCT 39	93	93
039 PRECINCT 40	44	44
040 PRECINCT 41	45	45

Precinct Totals by Race Report

05/09/2000

202

Race  
DEM. PROSECUTING ATTORNEY

Precinct

Votes by Candidate

MARCIA L. ASHDOWN

Total

041 PRECINCT 42	88	88
042 PRECINCT 44	143	143
043 PRECINCT 46	91	91
044 PRECINCT 47	94	94
045 PRECINCT 48	84	84
046 PRECINCT 49	31	31
047 PRECINCT 51	51	51
048 PRECINCT 52	78	78
049 PRECINCT 53	67	67
050 PRECINCT 54	85	85
051 PRECINCT 55	70	70
052 PRECINCT 56	21	21
053 PRECINCT 58	31	31
054 PRECINCT 59	143	143
055 PRECINCT 60	63	63
056 PRECINCT 61A	121	121
057 PRECINCT 61B	83	83
058 PRECINCT 62A	84	84
059 PRECINCT 62B	83	83
060 PRECINCT 63	62	62

Precinct Totals by Race Report  
05/09/2000

203

All Total Groups  
Monongalia

Race

DEM. PROSECUTING ATTORNEY

Precinct

Votes by Candidate

MARCIA L. ASHDOWN

Total

061 PRECINCT 64	61	61
062 PRECINCT 67	142	142
063 PRECINCT 68	98	98
064 PRECINCT 69	135	135
065 PRECINCT 70	96	96
066 PRECINCT 71	104	104
067 PRECINCT 72	79	79
068 PRECINCT 73	139	139
069 PRECINCT 74	85	85
070 PRECINCT 75	90	90
071 PRECINCT 76	18	18
072 PRECINCT 77A	130	130
073 PRECINCT 77B	113	113
074 PRECINCT 78A	90	90
075 PRECINCT 78B	48	48
076 PRECINCT 79A	93	93
077 PRECINCT 79B	114	114
078 PRECINCT 80	87	87
079 PRECINCT 81	84	84
080 PRECINCT 82	64	64

Precinct Totals by Race Report

05/09/2000

204

All Total Groups  
Monongalia

Race  
DEM. PROSECUTING ATTORNEY

<u>Precinct</u>	<u>Votes by Candidate</u> MARCIA L. ASHDOWN	<u>Total</u>
081 PRECINCT 83A	81	81
082 PRECINCT 83B	72	72
083 PRECINCT 84	81	81
084 PRECINCT 85	34	34
085 PRECINCT 86	121	121
086 PRECINCT 87A	56	56
087 PRECINCT 87B	53	53
088 PRECINCT 88	109	109
089 PRECINCT 90	61	61
090 PRECINCT 91	89	89
091 PRECINCT 92	130	130
Absentee	0	0
<b>Total</b>	<b>7,558</b>	<b>7,558</b>

Precinct Totals by Race Report  
05/09/2000

205

All Total Groups  
Monongalia

Race

DEM. SHERIFF

Precinct

Votes by Candidate

	A.P. (Tony) BARTILL	JOSEPH (Joe) BARTOLO	Total
001 PRECINCT 1	108	100	208
002 PRECINCT 2	87	83	170
003 PRECINCT 3	49	52	101
004 PRECINCT 4	91	88	179
005 PRECINCT 5	57	60	117
006 PRECINCT 6	26	13	39
007 PRECINCT 7	21	25	46
008 PRECINCT 8	70	69	139
009 PRECINCT 9	67	60	127
010 PRECINCT 10	11	12	23
011 PRECINCT 12	18	15	33
012 PRECINCT 13	38	23	61
013 PRECINCT 14	33	24	57
014 PRECINCT 15	77	65	142
015 PRECINCT 16	45	48	93
016 PRECINCT 17	51	48	99
017 PRECINCT 18	3	12	15
018 PRECINCT 20	21	22	43
019 PRECINCT 21	31	19	50
020 PRECINCT 22	11	13	24

Precinct Totals by Race Report  
05/09/2000

206

All Total Groups  
Monongalia

Race DEM. SHERIFF Precinct	Votes by Candidate		Total
	A.P. (Tony) BARILL	JOSEPH (Joe) BARTOLO	
021 PRECINCT 23	77	69	146
022 PRECINCT 24	68	76	144
023 PRECINCT 25	111	79	190
024 PRECINCT 26	60	35	95
025 PRECINCT 27	57	54	111
026 PRECINCT 28	64	51	115
027 PRECINCT 29	60	52	112
028 PRECINCT 30	49	29	78
029 PRECINCT 31	101	66	167
030 PRECINCT 32	50	42	92
031 PRECINCT 33	81	73	154
032 PRECINCT 34	65	63	128
033 PRECINCT 35	54	54	108
034 PRECINCT 36	20	29	49
035 PRECINCT 37	44	68	112
036 PRECINCT 38A	77	107	184
037 PRECINCT 38B	58	103	161
038 PRECINCT 39	49	70	119
039 PRECINCT 40	24	32	56
040 PRECINCT 41	28	31	59

Precinct Totals by Race Report

05/09/2000

207

All Total Group  
Monongali

Race

DEM. SHERIFF

Precinct

Votes by Candidate

A.P. (Tony) BARILL

JOSEPH (Joe) BARTOLO

Total

041 PRECINCT 42	47	54	101
042 PRECINCT 44	88	106	194
043 PRECINCT 46	58	58	116
044 PRECINCT 47	60	65	125
045 PRECINCT 48	44	63	107
046 PRECINCT 49	15	21	36
047 PRECINCT 51	17	50	67
048 PRECINCT 52	39	52	91
049 PRECINCT 53	40	40	80
050 PRECINCT 54	36	73	109
051 PRECINCT 55	43	48	91
052 PRECINCT 56	17	10	27
053 PRECINCT 58	20	17	37
054 PRECINCT 59	80	95	175
055 PRECINCT 60	48	39	87
056 PRECINCT 61A	75	74	149
057 PRECINCT 61B	53	55	108
058 PRECINCT 62A	47	58	105
059 PRECINCT 62B	55	49	104
060 PRECINCT 63	26	50	76



Precinct Totals by Race Report

05/09/2000

208

All Total Group  
Monongali

<u>Race</u> DEM. SHERIFF			
<u>Precinct</u>	<u>Votes by Candidate</u> A.P. (Tony) BARILL	JOSEPH (Joe) BAROLO	Total
061 PRECINCT 64	37	43	80
062 PRECINCT 67	99	84	183
063 PRECINCT 68	62	74	136
064 PRECINCT 69	105	78	183
065 PRECINCT 70	49	78	127
066 PRECINCT 71	49	85	134
067 PRECINCT 72	48	57	105
068 PRECINCT 73	96	92	188
069 PRECINCT 74	56	79	135
070 PRECINCT 75	50	60	110
071 PRECINCT 76	13	7	20
072 PRECINCT 77A	83	83	166
073 PRECINCT 77B	71	65	136
074 PRECINCT 78A	58	54	112
075 PRECINCT 78B	31	33	64
076 PRECINCT 79A	57	63	120
077 PRECINCT 79B	76	81	157
078 PRECINCT 80	50	56	106
079 PRECINCT 81	65	58	123
080 PRECINCT 82	34	55	89

Precinct Totals by Race Report  
05/09/2000

209

All Total Groups  
Monongalia

Race DEM. SHERIFF	Precinct			Votes by Candidate		Total
				A.P. (Tony) BARILL	JOSEPH (Joe) BARTOLO	
081 PRECINCT 83A				51	43	94
082 PRECINCT 83B				45	41	86
083 PRECINCT 84				51	51	102
084 PRECINCT 85				23	26	49
085 PRECINCT 86				74	65	139
086 PRECINCT 87A				33	39	72
087 PRECINCT 87B				31	43	74
088 PRECINCT 88				52	76	128
089 PRECINCT 90				41	42	83
090 PRECINCT 91				67	46	113
091 PRECINCT 92				72	103	175
Absentee				0	0	0
Total				4,749	4,971	9,720

Precinct Totals by Race Report  
05/09/2000

All Total Groups  
Monongalia

210

<u>Race</u> DEM. ASSESSOR <u>Precinct</u>	<u>Votes by Candidate</u> RODNEY A. PYLES	Total
001 PRECINCT 1	152	152
002 PRECINCT 2	121	121
003 PRECINCT 3	73	73
004 PRECINCT 4	128	128
005 PRECINCT 5	89	89
006 PRECINCT 6	26	26
007 PRECINCT 7	36	36
008 PRECINCT 8	96	96
009 PRECINCT 9	105	105
010 PRECINCT 10	20	20
011 PRECINCT 12	18	18
012 PRECINCT 13	42	42
013 PRECINCT 14	44	44
014 PRECINCT 15	108	108
015 PRECINCT 16	71	71
016 PRECINCT 17	83	83
017 PRECINCT 18	15	15
018 PRECINCT 20	30	30
019 PRECINCT 21	44	44
020 PRECINCT 22	19	19

Precinct Totals by Race Report  
05/09/2000

211

All Total Groups  
Monongalia

Race

DEM. ASSESSOR

Precinct

Votes by Candidate

RODNEY A. PYLES

Total

021 PRECINCT 23	104	104
022 PRECINCT 24	108	108
023 PRECINCT 25	139	139
024 PRECINCT 26	74	74
025 PRECINCT 27	84	84
026 PRECINCT 28	92	92
027 PRECINCT 29	79	79
028 PRECINCT 30	65	65
029 PRECINCT 31	133	133
030 PRECINCT 32	72	72
031 PRECINCT 33	121	121
032 PRECINCT 34	98	98
033 PRECINCT 35	77	77
034 PRECINCT 36	42	42
035 PRECINCT 37	84	84
036 PRECINCT 38A	124	124
037 PRECINCT 38B	119	119
038 PRECINCT 39	84	84
039 PRECINCT 40	43	43
040 PRECINCT 41	47	47

212

Race  
DEM. ASSESSOR

Precinct

Votes by Candidate

RODNEY A. PYLES

Total

041 PRECINCT 42	81	81
042 PRECINCT 44	136	136
043 PRECINCT 46	76	76
044 PRECINCT 47	96	96
045 PRECINCT 48	78	78
046 PRECINCT 49	29	29
047 PRECINCT 51	49	49
048 PRECINCT 52	79	79
049 PRECINCT 53	65	65
050 PRECINCT 54	88	88
051 PRECINCT 55	72	72
052 PRECINCT 56	24	24
053 PRECINCT 58	25	25
054 PRECINCT 59	134	134
055 PRECINCT 60	63	63
056 PRECINCT 61A	102	102
057 PRECINCT 61B	76	76
058 PRECINCT 62A	80	80
059 PRECINCT 62B	84	84
060 PRECINCT 63	61	61

Precinct Totals by Race Report  
05/09/2000

213

All Total Groups  
Monongalia

Race

DEM. ASSESSOR

Precinct

Votes by Candidate

RODNEY A. PYLES

Total

061 PRECINCT 64	61	61
062 PRECINCT 67	149	149
063 PRECINCT 68	101	101
064 PRECINCT 69	146	146
065 PRECINCT 70	95	95
066 PRECINCT 71	97	97
067 PRECINCT 72	77	77
068 PRECINCT 73	134	134
069 PRECINCT 74	82	82
070 PRECINCT 75	87	87
071 PRECINCT 76	16	16
072 PRECINCT 77A	124	124
073 PRECINCT 77B	102	102
074 PRECINCT 78A	83	83
075 PRECINCT 78B	44	44
076 PRECINCT 79A	86	86
077 PRECINCT 79B	109	109
078 PRECINCT 80	84	84
079 PRECINCT 81	92	92
080 PRECINCT 82	63	63

Precinct Totals by Race Report  
05/09/2000

214

All Total Groups  
Monongalia

<u>Race</u>	<u>Votes by Candidate</u>	
<u>DEM. ASSESSOR</u>		
<u>Precinct</u>	RODNEY A. PYLES	Total
081 PRECINCT 83A	76	76
082 PRECINCT 83B	67	67
083 PRECINCT 84	72	72
084 PRECINCT 85	26	26
085 PRECINCT 86	110	110
086 PRECINCT 87A	51	51
087 PRECINCT 87B	51	51
088 PRECINCT 88	98	98
089 PRECINCT 90	57	57
090 PRECINCT 91	83	83
091 PRECINCT 92	125	125
Absentee	0	0
Total	7,255	7,255

Precinct Totals by Race Report  
05/09/2000

All Total Groups  
Monongalia

Race

DEM. MAGISTRATE

Precinct

Votes by Candidate

ALAN K. LINDAMOOD

ALAN WHEELER

BOB HART

DARRIS SUMMERS

HERSHEL R. MULLINS

001 PRECINCT 1	136	119	56	65	116
002 PRECINCT 2	93	89	46	49	83
003 PRECINCT 3	53	53	26	26	52
004 PRECINCT 4	108	105	58	52	74
005 PRECINCT 5	64	68	24	37	44
006 PRECINCT 6	20	23	13	14	13
007 PRECINCT 7	29	28	16	13	24
008 PRECINCT 8	75	80	35	45	66
009 PRECINCT 9	62	93	26	36	63
010 PRECINCT 10	7	7	11	6	6
011 PRECINCT 12	11	14	12	11	10
012 PRECINCT 13	19	33	14	18	31
013 PRECINCT 14	34	35	15	21	23
014 PRECINCT 15	78	77	37	49	79
015 PRECINCT 16	61	56	33	38	47
016 PRECINCT 17	72	56	27	40	53
017 PRECINCT 18	9	8	6	5	7
018 PRECINCT 20	26	30	15	15	26
019 PRECINCT 21	25	35	24	16	14
020 PRECINCT 22	12	11	11	12	9



JENNIFER WILSON

ROY J. DENJEN

Total

72	82	646
59	73	492
37	16	263
48	49	494
47	34	318
14	14	111
12	19	141
43	46	390
38	39	357
10	13	60
12	8	78
19	25	159
16	13	157
53	50	423
34	33	302
33	36	317
6	5	46
13	13	138
15	13	142
8	5	68

Precinct Totals by Race Report

05/09/2000

217

All Total Groups  
Nonongalia

Race

DEM. MAGISTRATE

Precinct

Votes by Candidate

ALAN K. LINDAMOOD

ALAN WHEELER

BOB HART

DARRIS SUMMERS

HERSHEL R. MULLINS

021 PRECINCT 23

88

91

30

65

71

022 PRECINCT 24

86

71

43

43

68

023 PRECINCT 25

87

136

47

91

96

024 PRECINCT 26

49

65

17

36

51

025 PRECINCT 27

58

70

32

49

52

026 PRECINCT 28

68

79

27

45

56

027 PRECINCT 29

44

78

26

61

49

028 PRECINCT 30

38

50

19

29

43

029 PRECINCT 31

94

105

48

48

87

030 PRECINCT 32

58

61

30

28

51

031 PRECINCT 33

79

90

54

66

74

032 PRECINCT 34

67

74

50

52

64

033 PRECINCT 35

61

58

33

30

49

034 PRECINCT 36

28

33

19

21

31

035 PRECINCT 37

55

56

41

54

56

036 PRECINCT 38A

94

89

50

87

89

037 PRECINCT 38B

76

87

44

77

79

038 PRECINCT 39

63

65

28

43

48

039 PRECINCT 40

30

33

18

17

30

040 PRECINCT 41

22

33

21

12

29

JENNIFER WILSON

ROY J. DENJEN

Total

40	21	406
53	26	390
34	69	560
26	20	264
39	44	344
29	44	348
13	36	307
19	46	244
53	82	517
20	35	283
42	59	464
38	51	396
32	56	319
20	9	161
29	47	338
49	83	541
46	70	479
31	23	301
18	17	163
20	11	148

Precinct Totals by Race Report

05/09/2000

All Total Groups  
Monongalia

219

Race

DEM. MAGISTRATE

Precinct

Votes by Candidate

ALAN K. LINDAMOOD

ALAN WHEELER

BOB HART

DARRIS SUMMERS

HERSHEL R. MULLINS

041 PRECINCT 42	44	51	42	25	41
042 PRECINCT 44	82	97	80	92	118
043 PRECINCT 46	47	68	33	47	58
044 PRECINCT 47	51	72	41	50	91
045 PRECINCT 48	37	54	24	45	63
046 PRECINCT 49	14	17	8	16	30
047 PRECINCT 51	33	37	17	26	46
048 PRECINCT 52	46	49	28	27	54
049 PRECINCT 53	38	34	25	26	34
050 PRECINCT 54	43	55	40	39	49
051 PRECINCT 55	39	43	35	33	55
052 PRECINCT 56	16	17	11	8	14
053 PRECINCT 58	24	19	12	13	14
054 PRECINCT 59	103	83	69	59	76
055 PRECINCT 60	53	43	26	30	39
056 PRECINCT 61A	80	82	41	64	85
057 PRECINCT 61B	52	50	41	46	54
058 PRECINCT 62A	67	51	31	32	38
059 PRECINCT 62B	66	61	24	48	48
060 PRECINCT 63	34	34	21	39	35

220

JENNIFER WILSON	ROY J. DENJEN	Total
42	37	282
32	73	574
25	55	333
39	59	403
21	64	308
8	23	116
19	16	194
35	31	270
28	20	205
38	36	300
17	37	259
6	8	80
10	15	107
54	69	513
26	31	248
44	66	462
31	39	313
33	33	285
31	26	304
21	41	225

Precinct Totals by Race Report  
05/09/2000

221

All Total Groups  
Monongalia

Race	Precinct	Votes by Candidate				HERSHEL R. MULLINS
		ALAN K. LINDAMOOD	ALAN WHEELER	BOB HART	DARRIS SUMMERS	
	061 PRECINCT 64	36	39	23	28	52
	062 PRECINCT 67	64	82	82	77	113
	063 PRECINCT 68	53	65	42	66	85
	064 PRECINCT 69	98	96	50	61	125
	065 PRECINCT 70	50	66	40	52	74
	066 PRECINCT 71	64	65	42	52	92
	067 PRECINCT 72	47	52	29	46	77
	068 PRECINCT 73	72	93	55	61	138
	069 PRECINCT 74	61	54	22	49	101
	070 PRECINCT 75	59	61	30	39	91
	071 PRECINCT 76	9	6	7	10	9
	072 PRECINCT 77A	101	91	36	75	89
	073 PRECINCT 77B	75	61	33	49	60
	074 PRECINCT 78A	61	51	30	39	52
	075 PRECINCT 78B	32	38	26	12	32
	076 PRECINCT 79A	66	54	39	40	60
	077 PRECINCT 79B	76	70	39	54	86
	078 PRECINCT 80	65	68	25	36	62
	079 PRECINCT 81	56	66	44	57	68
	080 PRECINCT 82	49	47	33	30	47

JENNIFER WILSON

ROY J. DENIEN

Total

19	32	229
70	80	568
32	47	390
41	68	539
31	49	362
29	38	382
16	39	306
40	72	531
24	92	403
20	42	342
8	7	56
47	64	503
47	54	379
32	25	290
20	27	187
43	37	339
50	34	409
31	30	317
41	32	364
21	35	262

Precinct Totals by Race Report

05/09/2000

223

All Total Groups  
Monongalia

<u>Race</u>		<u>Precinct</u>				
DEM. MAGISTRATE		<u>Votes by Candidate</u>				
<u>Precinct</u>		ALAN K. LINDAMOOD	ALAN WHEELER	BOB HART	DARRIS SUMMERS	HERSHEL R. MULLINS
081 PRECINCT 83A		50	55	29	44	52
082 PRECINCT 83B		35	53	32	43	54
083 PRECINCT 84		51	55	35	48	51
084 PRECINCT 85		25	27	13	24	26
085 PRECINCT 86		77	81	47	47	58
086 PRECINCT 87A		47	35	18	25	30
087 PRECINCT 87B		38	38	27	22	36
088 PRECINCT 88		70	85	40	51	62
089 PRECINCT 90		44	52	26	28	45
090 PRECINCT 91		77	62	31	53	60
091 PRECINCT 92		81	85	43	61	137
Absentee		0	0	0	0	0
Total		4,997	5,314	2,899	3,666	5,179



JENNIFER WILSON	ROY J. DENJEN	Total
33	33	296
33	32	282
23	34	297
10	23	148
46	38	394
16	16	187
26	26	213
37	32	377
31	10	236
30	24	337
40	68	515
0	0	0
2,787	3,454	28,296

Precinct Totals by Race Report

05/09/2000

All Total Groups  
Monongalia

225

Race

DEM. SURVEYOR

Precinct

Votes by Candidate

JOHN W. HORNE, SR.

Total

001 PRECINCT 1	149	149
002 PRECINCT 2	122	122
003 PRECINCT 3	68	68
004 PRECINCT 4	129	129
005 PRECINCT 5	85	85
006 PRECINCT 6	28	28
007 PRECINCT 7	36	36
008 PRECINCT 8	101	101
009 PRECINCT 9	100	100
010 PRECINCT 10	14	14
011 PRECINCT 12	17	17
012 PRECINCT 13	37	37
013 PRECINCT 14	42	42
014 PRECINCT 15	105	105
015 PRECINCT 16	68	68
016 PRECINCT 17	81	81
017 PRECINCT 18	13	13
018 PRECINCT 20	31	31
019 PRECINCT 21	39	39
020 PRECINCT 22	18	18

Precinct Totals by Race Report

05/09/2000

226

All Total Groups  
Monongalia

Race

DEM. SURVEYOR

Precinct

Votes by Candidate

JOHN W. HORNE, SR.

Total

021 PRECINCT 23	102	102
022 PRECINCT 24	104	104
023 PRECINCT 25	139	139
024 PRECINCT 26	63	63
025 PRECINCT 27	78	78
026 PRECINCT 28	87	87
027 PRECINCT 29	79	79
028 PRECINCT 30	67	67
029 PRECINCT 31	122	122
030 PRECINCT 32	75	75
031 PRECINCT 33	120	120
032 PRECINCT 34	98	98
033 PRECINCT 35	84	84
034 PRECINCT 36	46	46
035 PRECINCT 37	80	80
036 PRECINCT 38A	122	122
037 PRECINCT 38B	111	111
038 PRECINCT 39	77	77
039 PRECINCT 40	37	37
040 PRECINCT 41	44	44

Precinct Totals by Race Report  
05/09/2000

227

All Total Groups  
Monongalia

Race

DEM. SURVEYOR

Precinct

Votes by Candidate

JOHN W. HORNE, SR.

Total

041 PRECINCT 42	84	84
042 PRECINCT 44	134	134
043 PRECINCT 46	83	83
044 PRECINCT 47	96	96
045 PRECINCT 48	80	80
046 PRECINCT 49	30	30
047 PRECINCT 51	54	54
048 PRECINCT 52	74	74
049 PRECINCT 53	59	59
050 PRECINCT 54	77	77
051 PRECINCT 55	68	68
052 PRECINCT 56	19	19
053 PRECINCT 58	30	30
054 PRECINCT 59	138	138
055 PRECINCT 60	62	62
056 PRECINCT 61A	112	112
057 PRECINCT 61B	76	76
058 PRECINCT 62A	77	77
059 PRECINCT 62B	78	78
060 PRECINCT 63	64	64

Precinct Totals by Race Report

05/09/2000

228

All Total Groups  
Monongalia

Race		DEM. SURVEYOR	
Precinct		Votes by Candidate	
		JOHN W. HORNE, SR.	Total
061	PRECINCT 64	65	65
062	PRECINCT 67	150	150
063	PRECINCT 68	100	100
064	PRECINCT 69	139	139
065	PRECINCT 70	84	84
066	PRECINCT 71	96	96
067	PRECINCT 72	82	82
068	PRECINCT 73	131	131
069	PRECINCT 74	88	88
070	PRECINCT 75	85	85
071	PRECINCT 76	18	18
072	PRECINCT 77A	127	127
073	PRECINCT 77B	99	99
074	PRECINCT 78A	83	83
075	PRECINCT 78B	49	49
076	PRECINCT 79A	90	90
077	PRECINCT 79B	109	109
078	PRECINCT 80	85	85
079	PRECINCT 81	94	94
080	PRECINCT 82	63	63

Precinct Totals by Race Report  
05/09/2000

229

All Total Groups  
Monongalia

<u>Race</u> DEM. SURVEYOR	<u>Precinct</u>	<u>Votes by Candidate</u> JOHN W. HORNE, SR.	<u>Total</u>
	081 PRECINCT 83A	76	76
	082 PRECINCT 83B	76	76
	083 PRECINCT 84	70	70
	084 PRECINCT 85	29	29
	085 PRECINCT 86	106	106
	086 PRECINCT 87A	49	49
	087 PRECINCT 87B	54	54
	088 PRECINCT 88	93	93
	089 PRECINCT 90	57	57
	090 PRECINCT 91	83	83
	091 PRECINCT 92	125	125
	Absentee	0	0
	Total	7,168	7,168

Precinct Totals by Race Report  
05/09/2000

All Total Groups  
Monongalia

Race DEM. CONVENTION DELEGATE DIST. 1 FEMALE Precinct	Votes by Candidate					
	ANN M. OURS	BARBARA EVANS FLEISCHAUER	BELINDA BIAFORE	CHARLENE MARSHALL	JENNIFER L. MERRIFIELD	LEATRICE J. (Libby) STOUT
001 PRECINCT 1	50	117	16	136	18	5
002 PRECINCT 2	37	96	13	113	14	6
003 PRECINCT 3	16	54	5	63	8	5
004 PRECINCT 4	29	104	9	118	23	3
005 PRECINCT 5	14	75	12	81	15	3
006 PRECINCT 6	6	21	2	24	6	0
007 PRECINCT 7	11	27	5	30	6	1
008 PRECINCT 8	18	78	8	88	13	1
009 PRECINCT 9	23	69	13	81	12	8
010 PRECINCT 10	4	9	1	10	5	0
011 PRECINCT 12	6	16	6	12	3	2
012 PRECINCT 13	11	29	6	31	5	0
013 PRECINCT 14	11	28	5	29	8	1
014 PRECINCT 15	37	63	9	83	17	4
015 PRECINCT 16	19	69	12	69	9	2
016 PRECINCT 17	21	58	6	68	19	2
017 PRECINCT 18	2	8	0	7	3	1
018 PRECINCT 20	7	31	4	24	6	4
019 PRECINCT 21	10	24	5	29	9	3
020 PRECINCT 22	4	13	3	12	4	0

MARGARET (Marge) MARTINO	MRS. JOHN W. (Judy) DAVIS	REBECCA I. (Becky) WHITE	ROSEMARY ANDERSON	SHARRON M. HENDRICK	SHELBY (Bosley) LEARY	Total
7	8	9	9	16	61	464
8	5	10	6	8	47	372
2	3	9	2	5	24	201
1	7	11	1	18	59	401
0	1	6	3	10	25	255
2	2	2	3	2	10	82
8	0	3	1	4	12	112
4	2	8	4	8	44	285
1	4	7	4	6	42	280
0	2	1	1	2	2	40
0	1	0	0	2	6	57
3	2	1	6	1	16	115
2	2	2	3	6	14	118
8	5	9	5	11	42	308
1	6	4	3	4	30	233
2	8	5	1	14	32	249
2	1	3	0	4	3	38
1	1	0	4	3	10	98
2	2	2	0	6	10	111
3	0	4	1	4	5	56



Precinct Totals by Race Report  
05/09/2000

All Total Groups  
Monongalia

Race DEM. CONVENTION DELEGATE DIST. 1 FEMALE Precinct	Votes by Candidate					
	ANN M. OURS	BARBARA EVANS FLEISCHAUER	BELINDA BIAFORE	CHARLENE MARSHALL	JENNIFER L. MERRIFIELD	LEATRICE J. (Libby) STOUT
021 PRECINCT 23	23	90	17	95	13	3
022 PRECINCT 24	25	71	10	95	23	1
023 PRECINCT 25	29	74	27	108	20	3
024 PRECINCT 26	12	39	9	38	5	2
025 PRECINCT 27	14	64	12	63	18	4
026 PRECINCT 28	16	55	8	60	6	2
027 PRECINCT 29	25	41	15	67	12	6
028 PRECINCT 30	23	35	4	48	9	0
029 PRECINCT 31	31	79	15	95	17	5
030 PRECINCT 32	18	40	5	55	15	2
031 PRECINCT 33	38	62	18	80	17	6
032 PRECINCT 34	29	69	11	75	18	1
033 PRECINCT 35	25	51	13	59	11	4
034 PRECINCT 36	12	22	4	38	6	1
035 PRECINCT 37	15	47	8	66	16	1
036 PRECINCT 38A	34	77	25	95	27	5
037 PRECINCT 38B	34	80	14	102	15	3
038 PRECINCT 39	16	73	7	92	5	3
039 PRECINCT 40	6	21	6	23	6	2
040 PRECINCT 41	7	25	4	24	11	2

MARGARET (Marge) MARTINO	MRS. JOHN W. (Judy) DAVIS	REBECCA I. (Becky) WHITE	ROSEMARY ANDERSON	SHARRON M. HENDRICK	SHIELBY (Bosley) LEARY	Total
2	5	4	5	6	44	310
3	3	10	4	18	25	308
7	7	5	5	8	60	364
5	1	6	4	6	17	147
3	6	12	3	10	28	248
3	5	1	5	4	23	191
4	3	2	2	6	29	220
2	3	1	1	3	26	160
1	6	4	5	8	48	326
2	4	7	5	8	36	206
5	4	7	4	8	41	302
8	4	9	6	7	39	288
3	10	5	7	12	33	243
4	4	4	3	4	7	112
3	7	4	4	5	28	212
1	6	8	2	15	46	354
3	11	13	2	6	56	350
3	4	4	5	5	27	250
3	0	3	0	2	35	110
1	3	5	4	3	28	123

# Precinct Totals by Race Report 05/09/2000

All Total Groups  
Monongalia

PRIMARY ELECTION  
06/26/2000 7:59:04AM

Page: 106 of 210

Race

DEM. CONVENTION DELEGATE DIST. 1 FEMALE

Precinct

Votes by Candidate

ANN M. OURS

BARBARA EVANS  
FLEISCHAUER

BELINDA BIAFORE

CHARLENE MARSHALL

JENNIFER L. MERRIFIELD

LEATRICE J. (Libby) STOUT

MARA L. WATSON

041 PRECINCT 42	9	44	8	43	16	2	7
042 PRECINCT 44	29	87	10	111	17	4	23
043 PRECINCT 46	20	45	13	59	11	2	9
044 PRECINCT 47	28	60	7	74	7	6	7
045 PRECINCT 48	16	36	5	57	11	4	0
046 PRECINCT 49	6	22	5	24	6	0	2
047 PRECINCT 51	8	39	6	30	8	1	2
048 PRECINCT 52	15	39	9	44	13	4	7
049 PRECINCT 53	11	33	9	31	14	1	4
050 PRECINCT 54	22	45	6	46	19	1	11
051 PRECINCT 55	21	38	4	43	11	4	2
052 PRECINCT 56	7	13	5	14	3	0	1
053 PRECINCT 58	8	18	1	24	6	1	1
054 PRECINCT 59	26	73	22	84	33	1	16
055 PRECINCT 60	11	35	7	37	10	2	7
056 PRECINCT 61A	29	61	18	73	17	4	14
057 PRECINCT 61B	18	50	7	64	12	6	9
058 PRECINCT 62A	26	58	13	65	15	4	7
059 PRECINCT 62B	20	65	9	61	15	4	9
060 PRECINCT 63	20	32	6	40	10	0	7

MARGARET (Marge) MARTINO	MRS. JOHN W. (Judy) DAVIS	REBECCA I. (Becky) WHITE	ROSEMARY ANDERSON	SHARRON M. HENDRICK	SHELBY (Bosley) LEARY	Total
6	2	8	4	8	54	211
6	8	12	15	14	70	406
3	5	3	5	5	38	218
3	6	8	1	6	43	256
4	6	7	5	6	40	197
1	0	3	1	4	19	93
2	3	4	1	3	47	154
1	2	4	0	8	59	205
0	4	3	2	4	49	165
3	4	6	2	5	66	236
1	2	3	2	0	42	173
1	2	1	1	4	15	67
0	2	2	0	1	14	78
6	12	15	8	12	46	354
3	3	8	1	9	18	151
4	2	9	2	8	34	275
4	6	4	2	9	23	214
4	5	6	2	7	29	241
8	3	9	8	6	30	247
2	4	1	2	7	18	149

Precinct Totals by Race Report  
05/09/2000

236

All Total Groups  
Monongalia

Race DEM. CONVENTION DELEGATE DIST. 1 FEMALE Precinct	Votes by Candidate					
	ANN M. OURS	BARBARA EVANS FLEISCHAUER	BELINDA BIAFORE	CHARLENE MARSHALL	JENNIFER L. MERRIFIELD	LEATRICE J. (Libby) STOUT
061 PRECINCT 64	18	47	5	41	7	5
062 PRECINCT 67	32	66	22	85	41	4
063 PRECINCT 68	24	53	9	72	21	2
064 PRECINCT 69	38	94	10	105	22	5
065 PRECINCT 70	18	72	12	86	10	4
066 PRECINCT 71	21	68	10	82	9	2
067 PRECINCT 72	16	49	6	47	13	0
068 PRECINCT 73	32	68	11	109	17	5
069 PRECINCT 74	28	65	10	79	18	6
070 PRECINCT 75	24	46	13	56	7	5
071 PRECINCT 76	4	12	2	11	0	0
072 PRECINCT 77A	28	91	9	104	18	3
073 PRECINCT 77B	19	87	7	76	20	4
074 PRECINCT 78A	13	49	9	68	18	8
075 PRECINCT 78B	11	35	3	47	3	1
076 PRECINCT 79A	24	62	7	83	19	3
077 PRECINCT 79B	25	77	12	104	28	4
078 PRECINCT 80	17	55	10	63	11	3
079 PRECINCT 81	27	52	9	80	18	4
080 PRECINCT 82	18	41	4	51	12	3

MARGARET (Marge) MARTINO	MRS. JOHN W. (Judy) DAVIS	REBECCA I. (Becky) WHITE	ROSEMARY ANDERSON	SHARRON M. HENDRICK	SHELBY (Bosley) LEARY	Total
5	5	4	8	4	30	182
7	13	10	7	17	80	404
7	10	17	4	8	41	280
4	5	10	4	13	62	381
3	6	8	2	6	38	270
4	1	2	2	7	41	252
1	6	8	4	4	39	201
3	5	7	8	12	55	343
1	2	7	5	5	53	287
6	3	2	4	3	24	197
3	4	2	1	1	3	43
5	5	8	4	10	51	350
5	4	7	4	15	46	310
2	3	8	2	7	23	216
2	1	4	3	2	18	134
7	6	9	3	14	30	277
3	2	10	2	16	39	336
2	8	10	3	11	35	234
2	6	11	7	13	31	271
1	2	3	1	7	23	173

Precinct Totals by Race Report  
05/09/2000

All Total Groups  
Monongalia

Race DEM. CONVENTION DELEGATE DIST. 1 FEMALE Precinct	Votes by Candidate					
	ANN M. OURS	BARBARA EVANS FLEISCHAUER	BELINDA BIAFORE	CHARLENE MARSHALL	JENNIFER L. MERRIFIELD	LEATRICE J. (Libby) STOUT
081 PRECINCT 83A	22	40	6	54	16	6
082 PRECINCT 83B	18	39	4	41	11	3
083 PRECINCT 84	17	46	16	57	9	2
084 PRECINCT 85	7	24	3	33	6	2
085 PRECINCT 86	32	82	15	94	12	5
086 PRECINCT 87A	15	32	7	45	11	0
087 PRECINCT 87B	7	38	8	47	7	3
088 PRECINCT 88	21	53	10	72	15	1
089 PRECINCT 90	16	46	6	54	12	0
090 PRECINCT 91	15	50	14	65	11	4
091 PRECINCT 92	32	92	16	99	24	3
Absentee	0	0	0	0	0	0
Total	1,757	4,728	827	5,620	1,173	258

731

MARGARET (Marge) MARTINO	MRS. JOHN W. (Judy) DAVIS	REBECCA I. (Becky) WHITE	ROSEMARY ANDERSON	SHARRON M. HENDRICK	SHELBY (Bosley) LEARY	Total
6	5	9	2	9	20	202
2	2	9	3	6	21	165
4	3	9	3	4	23	198
2	2	3	2	4	10	107
8	7	7	6	7	33	322
2	5	4	3	7	13	152
2	4	4	0	6	19	151
4	9	5	2	11	33	248
1	2	5	0	8	23	183
4	6	4	2	7	23	213
4	3	13	4	12	65	380
0	0	0	0	0	0	0
297	384	545	302	660	2,969	20,251



Precinct Totals by Race Report  
05/09/2000

All Total Groups  
Monongalia

Race								
DEM. CONVENTION DELEGATE DIST. 1 MALE								
Precinct	Votes by Candidate							
	ADAM C. CALINGER	BILL WHITE	CARL M. SELINGER	DAK HARDWICK	DENNIS JARVIS, II	GEORGE F. FORDHAM	GEORGE HARTLINE	
001 PRECINCT 1	1	6	62	48	5	5	6	
002 PRECINCT 2	3	4	46	36	8	2	4	
003 PRECINCT 3	3	3	36	17	3	4	1	
004 PRECINCT 4	2	3	60	36	12	6	2	
005 PRECINCT 5	2	3	55	18	7	2	2	
006 PRECINCT 6	1	2	10	7	1	1	0	
007 PRECINCT 7	0	0	12	10	1	0	0	
008 PRECINCT 8	0	6	32	22	4	2	1	
009 PRECINCT 9	4	5	34	27	7	1	3	
010 PRECINCT 10	2	1	3	3	2	0	0	
011 PRECINCT 12	0	1	11	4	0	0	1	
012 PRECINCT 13	1	3	14	15	4	2	4	
013 PRECINCT 14	0	0	16	9	1	2	0	
014 PRECINCT 15	1	6	40	30	2	5	2	
015 PRECINCT 16	3	0	32	28	4	1	2	
016 PRECINCT 17	2	5	28	18	3	3	3	
017 PRECINCT 18	0	0	7	4	2	0	0	
018 PRECINCT 20	1	1	14	7	1	1	0	
019 PRECINCT 21	1	0	12	6	3	1	0	
020 PRECINCT 22	2	2	6	4	0	2	0	

H. NATHAN ESTEL JR.	JACK SANDERS	JOHN (Mickey) KUDLAK	JOHN J. SAUNDERS	JOHN S. MARTINO	JOHN TIANO	JOHN W. PYLES	KEITH BURDETTE	LARRY A
12	5	0	15	8	12	97	22	
5	7	4	9	6	8	76	12	
2	4	0	5	0	5	31	8	
11	1	3	7	2	10	70	28	
5	0	1	12	3	2	41	8	
1	1	0	2	0	2	14	1	
3	1	2	5	5	4	22	4	
8	4	1	6	4	6	46	13	
6	3	2	3	5	10	58	11	
3	1	0	1	2	3	9	0	
1	0	0	2	1	2	10	4	
0	1	1	3	1	4	23	5	
7	0	1	4	2	1	19	5	
6	2	3	7	2	6	62	13	
4	1	5	2	1	2	31	12	
7	4	4	7	3	5	41	10	
3	0	0	1	1	0	4	1	
3	0	0	1	1	2	19	0	
5	0	1	6	1	8	22	7	
3	0	2	2	0	2	9	3	

242

LUNCH	LEWIS A. CLARK	MARK D. NICH	NED RUGELEY	STEPHEN L. COOK	TERRY L. GOSA	WILLIAM E. REYNOLDS	Total
12	6	13	8	122	0	1	466
9	7	9	10	86	4	1	356
6	3	4	4	38	0	0	177
11	4	11	6	88	3	2	378
6	3	6	8	52	1	1	238
4	0	2	0	19	0	0	68
1	1	5	1	30	1	0	108
8	3	6	2	78	3	1	256
6	3	9	1	68	1	3	270
1	1	2	0	5	0	0	39
0	0	0	1	11	0	1	50
2	4	2	1	23	0	0	113
0	5	2	2	30	1	0	107
7	7	5	5	71	3	2	287
4	6	4	3	57	0	0	202
7	5	9	7	47	5	2	225
0	3	2	1	5	2	0	36
4	1	3	1	18	0	0	78
1	0	5	4	18	0	2	103
1	1	2	1	13	0	0	55

243

## Precinct Totals by Race Report

05/09/2000

All Total Groups  
Monongalia

PRIMARY ELECTION

06/26/2000 7:59:04AM

Page: 110 of 210

Race Precinct	Votes by Candidate					CARL M. SELINGER	DAK HARDWICK	DENNIS JARVIS, II	GEORGE F. FORDHAM	GEORGE HARTLINE
	ADAM C. CALINGER	BILL WHITE	CARL M. SELINGER	DAK HARDWICK	DENNIS JARVIS, II					
021 PRECINCT 23	0	3	39	27	5				2	0
022 PRECINCT 24	2	6	47	27	5				4	3
023 PRECINCT 25	2	2	36	35	5				1	3
024 PRECINCT 26	1	1	14	14	2				1	1
025 PRECINCT 27	0	4	27	25	7				2	4
026 PRECINCT 28	2	1	29	20	2				1	1
027 PRECINCT 29	0	1	26	24	3				2	1
028 PRECINCT 30	0	1	18	23	2				1	0
029 PRECINCT 31	3	4	40	28	5				3	1
030 PRECINCT 32	0	4	23	16	4				0	3
031 PRECINCT 33	2	6	40	26	5				4	5
032 PRECINCT 34	1	7	33	27	6				4	2
033 PRECINCT 35	1	3	29	28	4				2	2
034 PRECINCT 36	2	1	10	7	2				1	0
035 PRECINCT 37	3	2	27	15	6				3	0
036 PRECINCT 38A	3	7	54	26	6				1	6
037 PRECINCT 38B	1	6	49	41	4				2	3
038 PRECINCT 39	3	0	33	16	1				2	1
039 PRECINCT 40	0	2	7	4	0				0	3
040 PRECINCT 41	1	2	10	5	1				1	3

H. NATHAN ESTEL JR.	JACK SANDERS	JOHN (Mickey) KUDLAK	JOHN J. SAUNDERS	JOHN S. MARTINO	JOHN TIANO	JOHN W. PYLES	KEITH BURDETTE	LARRY
6	5	0	7	2	10	57	17	
9	4	1	12	4	10	46	9	
9	6	1	9	6	13	78	8	
1	2	0	2	3	5	42	6	
6	4	0	4	2	8	44	6	
5	1	1	4	4	11	33	9	
4	2	0	4	4	8	52	5	
5	1	3	2	2	3	46	8	
4	2	1	4	6	7	75	14	
4	3	0	6	4	2	40	9	
7	6	3	6	3	4	68	13	
5	3	1	11	4	5	63	8	
5	4	0	4	1	3	53	8	
2	2	1	3	3	2	24	6	
7	0	3	5	2	2	35	6	
13	3	2	8	0	6	63	7	
6	4	3	4	5	5	81	14	
4	1	0	4	2	12	42	11	
1	0	2	7	3	2	23	6	
6	1	3	4	1	2	21	5	

LINCH	LEWIS A. CLARK	MARK D. NIGH	NED RUGELEY	STEPHEN L. COOK	TERRY L. GOSA	WILLIAM E. REYNOLDS	Total
4	7	4	4	76	1	1	277
5	5	14	5	59	0	0	277
14	5	9	3	84	3	6	338
2	2	3	1	35	0	0	138
7	5	9	4	53	1	1	223
3	3	4	1	45	1	1	182
5	2	7	3	51	2	0	206
2	0	3	0	37	1	1	159
7	10	9	2	85	5	2	317
4	10	5	5	47	2	2	193
2	3	12	3	74	1	2	295
9	9	7	5	67	3	4	284
5	5	8	3	56	1	4	229
2	3	4	2	28	3	2	110
6	8	6	2	45	4	1	188
10	5	14	9	75	2	2	322
7	5	11	1	84	1	2	339
4	5	6	4	50	3	1	205
7	3	7	2	29	3	1	112
4	5	6	0	26	2	3	112

Precinct Totals by Race Report  
05/09/2000

All Total Groups  
Monongalia

Race DEM. CONVENTION DELEGATE DIST. 1 MALE								
Precinct	Votes by Candidate							
	ADAM C. CALINGER	BILL WHITE	CARL M. SELINGER	DAK HARDWICK	DENNIS JARVIS, II	GEORGE F. FORDHAM	GEORGE HARTLINE	
041 PRECINCT 42	4	2	19	14	4	5	6	
042 PRECINCT 44	6	9	45	32	11	5	5	
043 PRECINCT 46	1	4	33	21	3	3	6	
044 PRECINCT 47	4	3	27	31	4	1	1	
045 PRECINCT 48	2	4	18	27	1	1	6	
046 PRECINCT 49	1	1	16	10	2	1	3	
047 PRECINCT 51	0	1	9	17	2	1	4	
048 PRECINCT 52	1	4	25	19	2	1	2	
049 PRECINCT 53	2	3	19	17	2	2	3	
050 PRECINCT 54	2	4	29	23	6	1	4	
051 PRECINCT 55	3	3	19	20	3	0	5	
052 PRECINCT 56	2	0	7	8	0	0	4	
053 PRECINCT 58	1	2	8	10	0	1	1	
054 PRECINCT 59	3	5	42	38	9	3	14	
055 PRECINCT 60	0	3	21	11	2	2	0	
056 PRECINCT 61A	2	9	29	35	4	3	5	
057 PRECINCT 61B	2	4	35	24	5	0	1	
058 PRECINCT 62A	2	3	33	23	1	2	3	
059 PRECINCT 62B	1	8	27	15	4	0	3	
060 PRECINCT 63	3	2	18	17	4	1	3	

247

H. NATHAN ESTEL JR.	JACK SANDERS	JOHN (Mickey) KUDLAK	JOHN J. SAUNDERS	JOHN S. MARTINO	JOHN TIANO	JOHN W. PYLES	KEITH BURDETTE	LARRY A
9	3	3	3	3	3	52	4	
7	7	5	13	5	6	71	13	
3	3	4	5	3	1	45	11	
4	4	2	3	4	5	61	11	
2	3	5	4	2	3	39	4	
4	2	1	3	0	0	13	4	
3	3	2	3	1	1	32	4	
3	0	3	5	2	1	48	4	
3	0	0	3	3	0	40	7	
4	2	0	7	2	1	50	9	
1	2	2	5	1	2	40	4	
2	0	2	2	1	2	15	0	
0	2	0	2	0	0	13	2	
12	5	2	8	8	9	56	15	
2	4	2	5	1	4	23	6	
6	7	3	8	3	6	61	15	
9	1	1	3	3	0	37	5	
8	3	0	8	4	2	48	5	
13	9	4	6	7	4	42	6	
5	1	0	2	0	2	34	6	



248

	LINCH	LEWIS A. CLARK	MARK D. NICH	NED RUGELEY	STEPHEN L. COOK	TERRY L. GOSA	WILLIAM E. REYNOLDS	Total
	4	9	5	2	48	3	0	204
	12	9	9	4	102	4	0	380
	1	5	5	4	49	6	2	218
	8	9	4	0	69	2	2	259
	3	8	2	0	47	3	5	189
	2	3	5	0	20	0	0	91
	5	3	3	4	40	0	2	140
	6	7	6	1	49	0	0	189
	3	4	11	1	37	1	0	161
	3	7	20	2	37	3	1	217
	5	4	1	1	38	1	0	160
	0	2	2	1	17	0	0	67
	0	5	3	1	20	0	2	73
	13	8	15	2	73	1	2	343
	1	7	8	2	36	0	1	141
	7	8	9	5	66	1	4	296
	5	3	7	1	50	1	2	199
	4	4	5	3	51	3	0	215
	6	7	7	1	50	2	2	224
	5	2	6	0	29	1	0	141

Precinct Totals by Race Report  
05/09/2000

All Total Groups  
Monongalia

249

Race								
DEM. CONVENTION DELEGATE DIST. 1 MALE								
Precinct	Votes by Candidate							
	ADAM C. CALINGER	BILL WHITE	CARL M. SELINGER	DAK HARDWICK	DENNIS JARVIS, II	GEORGE F. FORDHAM	GEORGE HARTLINE	
061 PRECINCT 64	4	3	14	13	3	2	3	3
062 PRECINCT 67	2	2	51	35	10	3	18	18
063 PRECINCT 68	4	6	32	22	8	5	7	7
064 PRECINCT 69	2	7	48	32	7	4	4	4
065 PRECINCT 70	1	3	34	27	2	3	3	3
066 PRECINCT 71	2	3	28	28	2	3	2	2
067 PRECINCT 72	2	1	24	21	3	2	2	2
068 PRECINCT 73	7	8	48	39	2	3	2	2
069 PRECINCT 74	5	4	34	30	3	3	3	3
070 PRECINCT 75	3	0	22	16	4	0	1	1
071 PRECINCT 76	0	1	4	6	0	1	1	1
072 PRECINCT 77A	3	3	41	29	8	3	3	3
073 PRECINCT 77B	3	1	47	27	4	4	3	3
074 PRECINCT 78A	1	2	27	20	2	4	3	3
075 PRECINCT 78B	1	3	18	8	3	1	1	1
076 PRECINCT 79A	1	2	42	31	4	2	6	6
077 PRECINCT 79B	2	6	39	28	8	1	2	2
078 PRECINCT 80	0	6	32	17	5	4	3	3
079 PRECINCT 81	4	6	34	24	7	2	0	0
080 PRECINCT 82	0	1	30	20	1	1	1	1

250

H. NATHAN ESTEL JR.	JACK SANDERS	JOHN (Mickey) KUDLAK	JOHN J. SAUNDERS	JOHN S. MARTINO	JOHN TIANO	JOHN W. PYLES	KEITH BURETTE	LARRY A
2	1	3	4	5	1	35	9	
14	6	4	9	5	6	69	15	
6	3	3	10	4	7	41	11	
7	2	2	7	5	1	96	14	
7	2	1	2	2	9	63	10	
4	1	2	1	3	2	55	5	
2	0	2	3	0	1	54	10	
7	1	3	5	2	7	75	11	
2	3	2	5	3	2	53	9	
4	4	4	3	6	9	41	10	
0	0	1	1	1	1	10	4	
6	3	2	4	4	3	72	18	
11	5	2	5	4	6	53	11	
8	3	1	4	1	5	45	7	
4	4	1	1	2	3	22	3	
5	3	3	8	2	9	47	8	
8	3	0	14	3	8	66	11	
6	2	2	7	2	3	46	7	
7	2	1	5	7	4	47	8	
4	0	0	10	0	2	34	3	

LINCH	LEWIS A. CLARK	MARK D. NIGH	NED RUGELEY	STEPHEN L. COOK	TERRY L. GOSA	WILLIAM E. REYNOLDS	Total
5	4	4	1	43	3	1	163
10	14	23	7	83	3	2	391
7	10	9	3	51	3	2	254
8	10	13	5	91	2	0	367
6	4	7	0	61	1	0	248
6	3	7	0	68	2	0	227
3	3	6	1	50	2	1	193
9	9	10	3	73	2	3	329
3	8	5	1	78	4	0	260
4	6	4	1	44	0	1	187
2	0	0	0	10	0	1	44
3	9	8	3	85	3	2	315
8	11	12	2	61	2	4	286
3	6	6	7	47	2	4	208
4	5	4	1	32	1	0	122
6	5	11	7	51	1	0	254
6	5	12	10	64	4	2	302
3	4	4	4	49	2	2	210
4	7	9	3	63	0	2	246
3	2	6	4	39	0	2	163

252

Precinct Totals by Race Report  
05/09/2000

All Total Groups  
Montgomery

Race DEM. CONVENTION DELEGATE DIST. 1 MALE							
Precinct	Votes by Candidate						
	ADAM C. CALINGER	BILL WHITE	CARL M. SELINGER	DAK HARDWICK	DENNIS JARVIS, II	GEORGE F. FORDHAM	GEORGE HARTLINE
081 PRECINCT 83A	1	2	36	27	6	2	1
082 PRECINCT 83B	0	2	24	20	1	3	2
083 PRECINCT 84	0	2	26	14	6	2	4
084 PRECINCT 85	0	1	14	5	2	2	2
085 PRECINCT 86	2	4	44	28	3	1	6
086 PRECINCT 87A	1	1	20	8	3	0	1
087 PRECINCT 87B	2	1	24	21	3	2	1
088 PRECINCT 88	3	1	31	24	7	2	2
089 PRECINCT 90	1	1	30	13	5	2	3
090 PRECINCT 91	2	1	31	13	9	1	2
091 PRECINCT 92	5	3	54	42	5	1	4
Absentee	0	0	0	0	0	0	0
Total	162	275	2,583	1,883	350	179	248

253

H. NATHAN ESTEL JR.	JACK SANDERS	JOHN (Mickey) KUDLAK	JOHN J. SAUNDERS	JOHN S. MARTINO	JOHN TIANO	JOHN W. PYLES	KEITH BURDETTE	LARRY A
9	2	1	5	5	7	33	8	
4	3	0	3	4	9	35	7	
4	2	2	3	4	2	33	5	
1	0	1	3	1	3	14	2	
6	6	5	10	7	10	60	25	
0	1	2	6	0	7	32	4	
6	2	3	1	1	4	28	8	
6	2	1	3	3	8	52	12	
6	3	1	4	0	1	28	4	
5	1	1	3	4	7	38	9	
8	5	5	10	1	6	77	15	
0	0	0	0	0	0	0	0	
473	225	157	467	253	418	3,964	760	

LINCH	LEWIS A. CLARK	MARK D. NICH	NED RUGELEY	STEPHEN L. COOK	TERRY L. GOSA	WILLIAM E. REYNOLDS	Total
3	8	7	2	33	3	0	201
1	4	8	0	43	3	0	176
3	2	4	5	54	2	3	182
4	2	3	4	25	1	0	90
6	4	5	4	73	1	1	311
2	3	7	6	27	0	0	131
2	4	5	0	36	2	1	157
3	8	6	1	50	2	1	228
4	5	6	4	35	1	0	157
6	5	5	4	45	2	0	194
5	6	9	4	85	4	2	356
0	0	0	0	0	0	0	0
434	453	607	257	4,562	153	114	18,977

Precinct Totals by Race Report  
05/09/2000

255

All Total Groups  
Montongalia

Race

REP. PRESIDENT

Precinct

Votes by Candidate

ALAN KEYES

GARY BAUER

GEORGE W. BUSH

JOHN McCain

STEVE FORBES

001 PRECINCT 1

002 PRECINCT 2

003 PRECINCT 3

004 PRECINCT 4

005 PRECINCT 5

006 PRECINCT 6

007 PRECINCT 7

008 PRECINCT 8

009 PRECINCT 9

010 PRECINCT 10

011 PRECINCT 12

012 PRECINCT 13

013 PRECINCT 14

014 PRECINCT 15

015 PRECINCT 16

016 PRECINCT 17

017 PRECINCT 18

018 PRECINCT 20

019 PRECINCT 21

020 PRECINCT 22

4

3

9

5

1

1

0

4

1

0

1

1

1

2

2

3

2

3

2

0

0

2

0

0

0

0

1

2

1

0

0

0

0

2

0

0

0

0

0

0

51

47

35

52

32

8

8

24

23

5

4

20

19

37

27

14

5

4

21

4

1

1

1

1

1

2

0

1

0

0

0

1

2

1

0

0

1

0

2

0



256

Total

68

62

57

75

42

13

9

36

33

6

6

26

26

46

38

21

9

12

28

6

Precinct Totals by Race Report  
05/09/2000

257

All Total Groups  
MonongaliaRaceREP. PRESIDENTPrecinctVotes by Candidate

ALAN KEYES

GARY BAUER

GEORGE W. BUSH

JOHN McCain

STEVE FORBES

021 PRECINCT 23

2

1

48

1

022 PRECINCT 24

8

0

59

1

023 PRECINCT 25

1

0

23

0

024 PRECINCT 26

7

0

32

3

025 PRECINCT 27

3

1

47

6

026 PRECINCT 28

5

1

39

1

027 PRECINCT 29

3

0

22

3

028 PRECINCT 30

4

0

13

1

029 PRECINCT 31

5

0

14

4

030 PRECINCT 32

4

1

21

3

031 PRECINCT 33

7

0

42

1

032 PRECINCT 34

2

0

40

3

033 PRECINCT 35

4

1

25

1

034 PRECINCT 36

1

0

34

1

035 PRECINCT 37

4

1

43

1

036 PRECINCT 38A

6

0

47

1

037 PRECINCT 38B

3

0

40

1

038 PRECINCT 39

1

2

43

1

039 PRECINCT 40

0

0

16

2

040 PRECINCT 41

0

0

26

1

0

258

Total

60

78

27

55

58

51

31

18

26

31

59

53

34

43

57

64

53

56

20

27

Precinct Totals by Race Report  
05/09/2000

259

All Total Groups  
Monongalia

Race

REP. PRESIDENT

Precinct

Votes by Candidate

ALAN KEYES

GARY BAUER

GEORGE W. BUSH

JOHN MCCAIN

STEVE FORBES

041 PRECINCT 42

042 PRECINCT 44

043 PRECINCT 46

044 PRECINCT 47

045 PRECINCT 48

046 PRECINCT 49

047 PRECINCT 51

048 PRECINCT 52

049 PRECINCT 53

050 PRECINCT 54

051 PRECINCT 55

052 PRECINCT 56

053 PRECINCT 58

054 PRECINCT 59

055 PRECINCT 60

056 PRECINCT 61A

057 PRECINCT 61B

058 PRECINCT 62A

059 PRECINCT 62B

060 PRECINCT 63

0

4

0

1

0

3

1

3

2

1

1

1

0

3

3

1

2

8

2

1

0

0

0

0

1

0

1

3

0

1

0

3

0

0

3

0

0

0

0

0

34

28

19

17

4

12

18

14

23

42

31

9

14

65

24

52

38

38

32

37

7

5

1

2

0

4

9

2

1

8

4

1

1

14

2

9

10

2

5

8

0

0

2

0

0

0

2

1

1

1

0

0

2

1

2

0

0

0

0

0

Total

41

37

22

20

5

19

28

22

30

52

38

11

15

87

30

64

50

48

39

46

Precinct Totals by Race Report  
05/09/2000

261

All Total Groups  
Monongalia

Race REP. PRESIDENT	Votes by Candidate				
	Precinct	ALAN KEYES	GARY BAUER	GEORGE W. BUSH	JOHN McCain
	061 PRECINCT 64	1	0	21	1
	062 PRECINCT 67	1	0	17	4
	063 PRECINCT 68	4	0	58	9
	064 PRECINCT 69	2	0	25	3
	065 PRECINCT 70	1	0	26	5
	066 PRECINCT 71	1	1	35	7
	067 PRECINCT 72	0	1	16	3
	068 PRECINCT 73	5	0	25	2
	069 PRECINCT 74	1	0	9	4
	070 PRECINCT 75	2	0	27	8
	071 PRECINCT 76	0	0	8	1
	072 PRECINCT 77A	3	0	66	11
	073 PRECINCT 77B	5	0	54	7
	074 PRECINCT 78A	2	0	37	14
	075 PRECINCT 78B	0	2	40	2
	076 PRECINCT 79A	5	2	45	8
	077 PRECINCT 79B	5	1	73	10
	078 PRECINCT 80	6	1	49	8
	079 PRECINCT 81	2	0	36	10
	080 PRECINCT 82	3	1	28	6
					0

Total

25  
24  
71  
31  
32  
45  
21  
33  
16  
37  
9  
82  
66  
54  
44  
61  
90  
66  
51  
38

Precinct Totals by Race Report  
05/09/2000

263

All Total Groups  
Monongalia

Race REP. PRESIDENT	Votes by Candidate				
	Precinct	ALAN KEYES	GARY BAUER	GEORGE W. BUSH	JOHN McCain
	081 PRECINCT 83A	3	0	28	3
	082 PRECINCT 83B	2	1	25	7
	083 PRECINCT 84	2	0	33	6
	084 PRECINCT 85	0	0	19	1
	085 PRECINCT 86	8	0	45	16
	086 PRECINCT 87A	4	1	27	5
	087 PRECINCT 87B	5	1	27	4
	088 PRECINCT 88	4	0	35	13
	089 PRECINCT 90	7	0	27	11
	090 PRECINCT 91	3	0	28	14
	091 PRECINCT 92	4	1	31	7
	Absentee	0	0	0	0
	Total	243	38	2,685	537
					85



Total

35  
36  
41  
20  
71  
39  
40  
52  
46  
45  
43  
0  
3,588

Precinct Totals by Race Report  
05/09/2000

All Total Groups  
Monongalia

263

Race

REP. U.S. SENATOR

Precinct

Votes by Candidate

DAVID T. GALLAHER

GARRY P. ADKINS

Total

001 PRECINCT 1	31	18	49
002 PRECINCT 2	27	20	47
003 PRECINCT 3	30	13	43
004 PRECINCT 4	30	18	48
005 PRECINCT 5	26	4	30
006 PRECINCT 6	7	1	8
007 PRECINCT 7	7	2	9
008 PRECINCT 8	19	7	26
009 PRECINCT 9	17	8	25
010 PRECINCT 10	5	1	6
011 PRECINCT 12	1	2	3
012 PRECINCT 13	12	8	20
013 PRECINCT 14	17	4	21
014 PRECINCT 15	21	9	30
015 PRECINCT 16	18	9	27
016 PRECINCT 17	12	3	15
017 PRECINCT 18	5	1	6
018 PRECINCT 20	4	4	8
019 PRECINCT 21	14	5	19
020 PRECINCT 22	3	1	4

Precinct Totals by Race Report  
05/09/2000

266

Race  
REP. U.S. SENATOR

Precinct	Votes by Candidate		Total
	DAVID T. GALLAHER	GARRY P. ADKINS	
021 PRECINCT 23	24	14	38
022 PRECINCT 24	39	26	65
023 PRECINCT 25	15	8	23
024 PRECINCT 26	29	15	44
025 PRECINCT 27	33	10	43
026 PRECINCT 28	27	14	41
027 PRECINCT 29	13	10	23
028 PRECINCT 30	10	3	13
029 PRECINCT 31	19	3	22
030 PRECINCT 32	15	7	22
031 PRECINCT 33	29	18	47
032 PRECINCT 34	33	10	43
033 PRECINCT 35	24	5	29
034 PRECINCT 36	18	14	32
035 PRECINCT 37	35	15	50
036 PRECINCT 38A	28	22	50
037 PRECINCT 38B	29	8	37
038 PRECINCT 39	27	12	39
039 PRECINCT 40	12	5	17
040 PRECINCT 41	21	2	23

Precinct Totals by Race Report

05/09/2000

All Total Groups  
Monongalia

267

Race

REP. U.S. SENATOR

Precinct

Votes by Candidate

	DAVID T. GALLAHER	GARRY P. ADKINS	Total
041 PRECINCT 42	21	9	30
042 PRECINCT 44	22	9	31
043 PRECINCT 46	12	5	17
044 PRECINCT 47	10	8	18
045 PRECINCT 48	3	2	5
046 PRECINCT 49	11	5	16
047 PRECINCT 51	16	5	21
048 PRECINCT 52	16	5	21
049 PRECINCT 53	17	13	30
050 PRECINCT 54	39	5	44
051 PRECINCT 55	18	14	32
052 PRECINCT 56	4	5	9
053 PRECINCT 58	3	4	7
054 PRECINCT 59	48	21	69
055 PRECINCT 60	13	6	19
056 PRECINCT 61A	31	23	54
057 PRECINCT 61B	29	14	43
058 PRECINCT 62A	26	15	41
059 PRECINCT 62B	28	4	32
060 PRECINCT 63	22	12	34

Precinct Totals by Race Report  
05/09/2000

268

Race	Votes by Candidate	
	Precinct	Total
REP. U.S. SENATOR	DAVID T. GALLAHER	GARRY P. ADKINS
061 PRECINCT 64	12	21
062 PRECINCT 67	11	22
063 PRECINCT 68	29	45
064 PRECINCT 69	17	25
065 PRECINCT 70	16	19
066 PRECINCT 71	25	34
067 PRECINCT 72	13	15
068 PRECINCT 73	17	23
069 PRECINCT 74	8	11
070 PRECINCT 75	20	31
071 PRECINCT 76	6	7
072 PRECINCT 77A	49	69
073 PRECINCT 77B	29	52
074 PRECINCT 78A	27	40
075 PRECINCT 78B	22	34
076 PRECINCT 79A	33	46
077 PRECINCT 79B	44	64
078 PRECINCT 80	34	51
079 PRECINCT 81	25	39
080 PRECINCT 82	22	31

Precinct Totals by Race Report  
05/09/2000

269

All Total Groups  
Monongalia

Race

REP. U.S. SENATOR

Precinct

Votes by Candidate

DAVID T. GALLAHER

GARRY P. ADKINS

Total

081 PRECINCT 83A	20	9	29
082 PRECINCT 83B	20	5	25
083 PRECINCT 84	23	7	30
084 PRECINCT 85	8	5	13
085 PRECINCT 86	31	14	45
086 PRECINCT 87A	21	7	28
087 PRECINCT 87B	11	13	24
088 PRECINCT 88	22	16	38
089 PRECINCT 90	24	11	35
090 PRECINCT 91	25	12	37
091 PRECINCT 92	26	9	35
Absentee	0	0	0
Total	1,865	871	2,736

Precinct Totals by Race Report  
05/09/2000

270

All Total Groups  
Monongalia

Race		REP. GOVERNOR				
Precinct	Votes by Candidate				Total	
	CECIL H. UNDERWOOD	DONNA H. McCASE	JOSEPH OLIVERIO	LARRY EUGENE BUTCHER		
001 PRECINCT 1	51	4	14	2	71	
002 PRECINCT 2	44	5	11	1	61	
003 PRECINCT 3	47	2	10	0	59	
004 PRECINCT 4	59	5	10	3	77	
005 PRECINCT 5	32	2	7	0	41	
006 PRECINCT 6	9	1	2	1	13	
007 PRECINCT 7	4	2	3	0	9	
008 PRECINCT 8	28	3	4	2	37	
009 PRECINCT 9	17	3	12	1	33	
010 PRECINCT 10	3	1	2	0	6	
011 PRECINCT 12	5	1	0	0	6	
012 PRECINCT 13	20	1	5	0	26	
013 PRECINCT 14	21	2	1	1	25	
014 PRECINCT 15	31	3	10	0	44	
015 PRECINCT 16	25	3	8	1	37	
016 PRECINCT 17	11	0	7	1	19	
017 PRECINCT 18	2	2	3	2	9	
018 PRECINCT 20	5	2	3	1	11	
019 PRECINCT 21	24	0	3	0	27	
020 PRECINCT 22	6	0	0	0	6	

Precinct Totals by Race Report  
05/09/2000

271

All Total Groups  
Monongalia

Race

REP. GOVERNOR

Precinct

Votes by Candidate

	CECIL H. UNDERWOOD	DONNA H. McCASE	JOSEPH OLIVERIO	LARRY EUGENE BUTCHER	Total
021 PRECINCT 23	50	2	6	0	58
022 PRECINCT 24	54	3	13	5	75
023 PRECINCT 25	24	0	2	1	27
024 PRECINCT 26	39	4	10	1	54
025 PRECINCT 27	42	5	7	3	57
026 PRECINCT 28	39	3	6	0	48
027 PRECINCT 29	19	1	8	2	30
028 PRECINCT 30	12	1	4	0	17
029 PRECINCT 31	14	2	7	2	25
030 PRECINCT 32	20	3	7	0	30
031 PRECINCT 33	38	5	14	2	59
032 PRECINCT 34	35	2	14	2	53
033 PRECINCT 35	20	2	9	2	33
034 PRECINCT 36	39	2	2	1	44
035 PRECINCT 37	28	6	21	3	58
036 PRECINCT 38A	45	2	12	2	61
037 PRECINCT 38B	38	2	11	3	54
038 PRECINCT 39	46	3	9	0	58
039 PRECINCT 40	12	0	6	0	18
040 PRECINCT 41	20	0	8	0	28



Precinct Totals by Race Report  
05/09/2000

272

All Total Groups  
Monongalia

<u>Race</u> REP. GOVERNOR <u>Precinct</u>	<u>Votes by Candidate</u> CECIL H. UNDERWOOD	DONNA H. MCCASE	JOSEPH OLIVERIO	LARRY EUGENE BUTCHER	Total
041 PRECINCT 42	24	1	12	2	39
042 PRECINCT 44	25	0	5	6	36
043 PRECINCT 46	18	0	4	0	22
044 PRECINCT 47	14	1	4	1	20
045 PRECINCT 48	3	0	2	0	5
046 PRECINCT 49	7	0	9	2	18
047 PRECINCT 51	19	1	7	0	27
048 PRECINCT 52	13	1	7	0	21
049 PRECINCT 53	16	0	14	1	31
050 PRECINCT 54	31	3	19	1	54
051 PRECINCT 55	28	0	8	1	37
052 PRECINCT 56	6	0	3	2	11
053 PRECINCT 58	12	0	4	0	16
054 PRECINCT 59	55	3	21	6	85
055 PRECINCT 60	23	0	5	2	30
056 PRECINCT 61A	46	0	13	2	61
057 PRECINCT 61B	31	6	11	2	50
058 PRECINCT 62A	35	2	9	2	48
059 PRECINCT 62B	28	2	8	1	39
060 PRECINCT 63	32	1	11	3	47

Precinct Totals by Race Report  
05/09/2000

273

All Total Groups  
Monongalia

Race

REP. GOVERNOR

Precinct

Votes by Candidate

CECIL H. UNDERWOOD

DONNA H. McCASE

JOSEPH OLIVERIO

LARRY EUGENE BUTCHER

Total

061 PRECINCT 64

17

1

5

1

24

062 PRECINCT 67

17

0

7

1

25

063 PRECINCT 68

51

7

11

1

70

064 PRECINCT 69

16

6

10

0

32

065 PRECINCT 70

30

1

2

0

33

066 PRECINCT 71

32

0

12

1

45

067 PRECINCT 72

17

0

3

1

21

068 PRECINCT 73

21

2

8

1

32

069 PRECINCT 74

11

0

5

0

16

070 PRECINCT 75

25

3

7

2

37

071 PRECINCT 76

7

1

1

0

9

072 PRECINCT 77A

64

3

14

2

83

073 PRECINCT 77B

44

5

13

2

64

074 PRECINCT 78A

41

2

9

0

52

075 PRECINCT 78B

33

1

9

0

43

076 PRECINCT 79A

47

1

13

1

62

077 PRECINCT 79B

70

0

18

0

88

078 PRECINCT 80

51

2

11

1

65

079 PRECINCT 81

37

2

11

1

51

080 PRECINCT 82

19

4

11

4

38

Precinct Totals by Race Report 274  
05/09/2000

All Total Groups  
Monongalia

Race REP. GOVERNOR Precinct	Votes by Candidate				Total
	CECIL H. UNDERWOOD	DONNA H. McCASE	JOSEPH OLIVERIO	LARRY EUGENE BUTCHER	
081 PRECINCT 83A	24	2	9	0	35
082 PRECINCT 83B	31	2	4	1	38
083 PRECINCT 84	28	0	11	1	40
084 PRECINCT 85	15	0	4	1	20
085 PRECINCT 86	53	2	10	3	68
086 PRECINCT 87A	25	5	3	2	35
087 PRECINCT 87B	24	5	9	1	39
088 PRECINCT 88	38	6	8	0	52
089 PRECINCT 90	35	0	10	1	46
090 PRECINCT 91	34	2	9	1	46
091 PRECINCT 92	31	2	10	1	44
Absentee	0	0	0	0	0
Total	2,532	178	734	110	3,554

Precinct Totals by Race Report  
05/09/2000

275

All Total Groups  
Monongalia

Race

REP. SUPREME COURT APPEALS JUSTICE

Precinct

Votes by Candidate

JOHN YODER

Total

001 PRECINCT 1	47	47
002 PRECINCT 2	44	44
003 PRECINCT 3	45	45
004 PRECINCT 4	51	51
005 PRECINCT 5	34	34
006 PRECINCT 6	10	10
007 PRECINCT 7	7	7
008 PRECINCT 8	27	27
009 PRECINCT 9	28	28
010 PRECINCT 10	5	5
011 PRECINCT 12	4	4
012 PRECINCT 13	21	21
013 PRECINCT 14	15	15
014 PRECINCT 15	32	32
015 PRECINCT 16	26	26
016 PRECINCT 17	10	10
017 PRECINCT 18	5	5
018 PRECINCT 20	9	9
019 PRECINCT 21	21	21
020 PRECINCT 22	6	6

Precinct Totals by Race Report

05/09/2000

276

All Total Groups  
Monongalia

Race

REP. SUPREME COURT APPEALS JUSTICE

Precinct

Votes by Candidate

JOHN YODER

Total

021 PRECINCT 23	42	42
022 PRECINCT 24	64	64
023 PRECINCT 25	19	19
024 PRECINCT 26	46	46
025 PRECINCT 27	44	44
026 PRECINCT 28	42	42
027 PRECINCT 29	27	27
028 PRECINCT 30	14	14
029 PRECINCT 31	20	20
030 PRECINCT 32	23	23
031 PRECINCT 33	49	49
032 PRECINCT 34	38	38
033 PRECINCT 35	25	25
034 PRECINCT 36	36	36
035 PRECINCT 37	43	43
036 PRECINCT 38A	52	52
037 PRECINCT 38B	39	39
038 PRECINCT 39	43	43
039 PRECINCT 40	14	14
040 PRECINCT 41	20	20

Precinct Totals by Race Report  
05/09/2000

272

All Total Groups  
Monongalia

Race			
REP. SUPREME COURT APPEALS JUSTICE			
Precinct	Votes by Candidate		Total
	JOHN YODER		
041 PRECINCT 42	24		24
042 PRECINCT 44	26		26
043 PRECINCT 46	17		17
044 PRECINCT 47	9		9
045 PRECINCT 48	3		3
046 PRECINCT 49	11		11
047 PRECINCT 51	16		16
048 PRECINCT 52	19		19
049 PRECINCT 53	18		18
050 PRECINCT 54	43		43
051 PRECINCT 55	26		26
052 PRECINCT 56	9		9
053 PRECINCT 58	5		5
054 PRECINCT 59	63		63
055 PRECINCT 60	22		22
056 PRECINCT 61A	50		50
057 PRECINCT 61B	35		35
058 PRECINCT 62A	39		39
059 PRECINCT 62B	25		25
060 PRECINCT 63	30		30

Race  
REP. SUPREME COURT APPEALS JUSTICE

Precinct

Votes by Candidate

JOHN YODER

Total

061 PRECINCT 64	20	20
062 PRECINCT 67	20	20
063 PRECINCT 68	51	51
064 PRECINCT 69	24	24
065 PRECINCT 70	23	23
066 PRECINCT 71	32	32
067 PRECINCT 72	15	15
068 PRECINCT 73	21	21
069 PRECINCT 74	11	11
070 PRECINCT 75	28	28
071 PRECINCT 76	6	6
072 PRECINCT 77A	69	69
073 PRECINCT 77B	49	49
074 PRECINCT 78A	37	37
075 PRECINCT 78B	31	31
076 PRECINCT 79A	43	43
077 PRECINCT 79B	63	63
078 PRECINCT 80	50	50
079 PRECINCT 81	39	39
080 PRECINCT 82	28	28

278

Precinct Totals by Race Report  
05/09/2000

279

All Total Groups  
Monongalia

<u>Race</u>		<u>Precinct</u>		<u>Votes by Candidate</u>		<u>Total</u>	
REP. SUPREME COURT APPEALS JUSTICE				JOHN YODER			
081	PRECINCT 83A			20		20	
082	PRECINCT 83B			24		24	
083	PRECINCT 84			29		29	
084	PRECINCT 85			14		14	
085	PRECINCT 86			50		50	
086	PRECINCT 87A			31		31	
087	PRECINCT 87B			32		32	
088	PRECINCT 88			38		38	
089	PRECINCT 90			33		33	
090	PRECINCT 91			39		39	
091	PRECINCT 92			36		36	
	Absentee			0		0	
	<b>Total</b>			<b>2,643</b>		<b>2,643</b>	



Precinct Totals by Race Report

05/09/2000

280

Race

REP. STATE SENATOR DIST. 14

Precinct

Votes by Candidate

ROBERT D. (Bob) HARMAN

Total

031 PRECINCT 33	44	44
032 PRECINCT 34	44	44
035 PRECINCT 37	44	44
036 PRECINCT 38A	54	54
037 PRECINCT 38B	39	39
054 PRECINCT 59	62	62
055 PRECINCT 60	21	21
056 PRECINCT 61A	51	51
057 PRECINCT 61B	41	41
058 PRECINCT 62A	39	39
059 PRECINCT 62B	28	28
060 PRECINCT 63	36	36
061 PRECINCT 64	19	19
062 PRECINCT 67	21	21
063 PRECINCT 68	50	50
064 PRECINCT 69	24	24
072 PRECINCT 77A	77	77
073 PRECINCT 77B	53	53
074 PRECINCT 78A	42	42
075 PRECINCT 78B	33	33

281

All Total Groups  
Monongalia

Race

REP. STATE SENATOR DIST. 14

Precinct

Votes by Candidate

ROBERT D. (Bob) HARMAN

Total

084 PRECINCT 85

15

15

Absentee

0

0

Total

837

837

Precinct Totals by Race Report

05/09/2000

282

All Total Groups  
Monongalia

Race  
REP. HOUSE OF DELEGATES DIST. 42

<u>Precinct</u>	<u>Votes by Candidate</u> JAMES L. (Jim) MORGAN	<u>Total</u>
058 PRECINCT 62A	41	41
059 PRECINCT 62B	23	23
Absentee	0	0
Total	64	64

Precinct Totals by Race Report

05/09/2000

All Total Groups  
Monongalia

283

Race

REP. HOUSE OF DELEGATES DIST. 44

Precinct

Votes by Candidate

CINDY FRICH

SHEIRL FLETCHER

Total

001 PRECINCT 1	51	53	104
002 PRECINCT 2	37	48	85
003 PRECINCT 3	49	53	102
004 PRECINCT 4	57	58	115
005 PRECINCT 5	29	36	65
006 PRECINCT 6	9	9	18
007 PRECINCT 7	9	8	17
008 PRECINCT 8	27	28	55
009 PRECINCT 9	26	29	55
010 PRECINCT 10	4	6	10
011 PRECINCT 12	4	5	9
012 PRECINCT 13	16	17	33
013 PRECINCT 14	17	20	37
014 PRECINCT 15	31	38	69
015 PRECINCT 16	32	31	63
016 PRECINCT 17	8	12	20
017 PRECINCT 18	6	9	15
018 PRECINCT 20	8	10	18
019 PRECINCT 21	16	25	41
020 PRECINCT 22	6	5	11

Precinct Totals by Race Report  
05/09/2000

All Total Groups  
Monongalia

284

Race REP. HOUSE OF DELEGATES DIST. 44 Precinct	Votes by Candidate		Total
	CINDY FRICH	SHEIRL FLETCHER	
021 PRECINCT 23	43	49	92
022 PRECINCT 24	63	67	130
023 PRECINCT 25	19	23	42
024 PRECINCT 26	45	47	92
025 PRECINCT 27	46	53	99
026 PRECINCT 28	41	43	84
027 PRECINCT 29	21	23	44
028 PRECINCT 30	13	14	27
029 PRECINCT 31	19	25	44
030 PRECINCT 32	19	25	44
031 PRECINCT 33	46	51	97
032 PRECINCT 34	36	48	84
033 PRECINCT 35	27	24	51
034 PRECINCT 36	35	36	71
035 PRECINCT 37	40	46	86
036 PRECINCT 38A	49	49	98
037 PRECINCT 38B	42	46	88
038 PRECINCT 39	39	45	84
039 PRECINCT 40	9	16	25
040 PRECINCT 41	17	22	39

285

All Total Groups  
Monongalia

Race

REP. HOUSE OF DELEGATES DIST. 44

Precinct

Votes by Candidate

CINDY FRICH

SHEIRL FLETCHER

Total

041 PRECINCT 42	22	29	51
042 PRECINCT 44	27	24	51
043 PRECINCT 46	14	17	31
044 PRECINCT 47	13	14	27
045 PRECINCT 48	3	3	6
046 PRECINCT 49	15	15	30
047 PRECINCT 51	23	24	47
048 PRECINCT 52	14	19	33
049 PRECINCT 53	17	21	38
050 PRECINCT 54	38	44	82
051 PRECINCT 55	31	28	59
052 PRECINCT 56	9	9	18
053 PRECINCT 58	9	7	16
054 PRECINCT 59	51	59	110
055 PRECINCT 60	22	26	48
056 PRECINCT 61A	49	43	92
057 PRECINCT 61B	39	42	81
060 PRECINCT 63	30	33	63
061 PRECINCT 64	17	19	36
062 PRECINCT 67	20	18	38

Precinct Totals by Race Report

05/09/2000

All Total Groups  
Monongalia

286

Race		REP. HOUSE OF DELEGATES DIST. 44		
Precinct	Votes by Candidate			
	CINDY FRICH	SHEIRL FLETCHER	Total	
063 PRECINCT 68	46	50	96	
064 PRECINCT 69	25	22	47	
065 PRECINCT 70	20	22	42	
066 PRECINCT 71	33	37	70	
067 PRECINCT 72	14	16	30	
068 PRECINCT 73	22	23	45	
069 PRECINCT 74	12	12	24	
070 PRECINCT 75	28	30	58	
071 PRECINCT 76	8	7	15	
072 PRECINCT 77A	66	70	136	
073 PRECINCT 77B	49	51	100	
074 PRECINCT 78A	39	42	81	
075 PRECINCT 78B	28	32	60	
076 PRECINCT 79A	45	53	98	
077 PRECINCT 79B	62	79	141	
078 PRECINCT 80	45	59	104	
079 PRECINCT 81	37	42	79	
080 PRECINCT 82	29	30	59	
081 PRECINCT 83A	26	29	55	
082 PRECINCT 83B	32	29	61	

Precinct Totals by Race Report  
05/09/2000

287

All Total Groups  
Monongalia

Race

REP. HOUSE OF DELEGATES DIST. 44

Precinct

Votes by Candidate

	CINDY FRICH	SHEIRL FLETCHER	Total
083 PRECINCT 84	32	38	70
084 PRECINCT 85	14	18	32
085 PRECINCT 86	54	61	115
086 PRECINCT 87A	29	30	59
087 PRECINCT 87B	25	33	58
088 PRECINCT 88	37	41	78
089 PRECINCT 90	33	36	69
090 PRECINCT 91	41	32	73
091 PRECINCT 92	30	40	70
Absentee	0	0	0
Total	2,535	2,810	5,345



Race  
REP. 17TH JUDICIAL CIRCUIT JUDGE DIV. 1

Precinct Totals by Race Report  
05/09/2000

288

All Total Groups  
Monongalia

<u>Precinct</u>	<u>Votes by Candidate</u> ROBERT B. STONE	Total
001 PRECINCT 1	62	62
002 PRECINCT 2	54	54
003 PRECINCT 3	57	57
004 PRECINCT 4	67	67
005 PRECINCT 5	36	36
006 PRECINCT 6	7	7
007 PRECINCT 7	9	9
008 PRECINCT 8	31	31
009 PRECINCT 9	29	29
010 PRECINCT 10	6	6
011 PRECINCT 12	5	5
012 PRECINCT 13	22	22
013 PRECINCT 14	23	23
014 PRECINCT 15	38	38
015 PRECINCT 16	36	36
016 PRECINCT 17	15	15
017 PRECINCT 18	7	7
018 PRECINCT 20	11	11
019 PRECINCT 21	26	26
020 PRECINCT 22	6	6

Precinct Totals by Race Report  
05/09/2000

289

All Total Groups  
Monongalia

Race

REP. 17TH JUDICIAL CIRCUIT JUDGE DIV. 1

Precinct

Votes by Candidate

ROBERT B. STONE

Total

021 PRECINCT 23	52	52
022 PRECINCT 24	73	73
023 PRECINCT 25	24	24
024 PRECINCT 26	49	49
025 PRECINCT 27	53	53
026 PRECINCT 28	50	50
027 PRECINCT 29	30	30
028 PRECINCT 30	13	13
029 PRECINCT 31	22	22
030 PRECINCT 32	28	28
031 PRECINCT 33	52	52
032 PRECINCT 34	44	44
033 PRECINCT 35	33	33
034 PRECINCT 36	37	37
035 PRECINCT 37	48	48
036 PRECINCT 38A	59	59
037 PRECINCT 38B	50	50
038 PRECINCT 39	53	53
039 PRECINCT 40	19	19
040 PRECINCT 41	23	23

Precinct Totals by Race Report

05/09/2000

290

All Total Groups  
Monongalia

Race

REP. 17TH JUDICIAL CIRCUIT JUDGE DIV. 1

Precinct

Votes by Candidate

ROBERT B. STONE

Total

041 PRECINCT 42	34	34
042 PRECINCT 44	32	32
043 PRECINCT 46	20	20
044 PRECINCT 47	18	18
045 PRECINCT 48	4	4
046 PRECINCT 49	15	15
047 PRECINCT 51	23	23
048 PRECINCT 52	20	20
049 PRECINCT 53	23	23
050 PRECINCT 54	49	49
051 PRECINCT 55	36	36
052 PRECINCT 56	9	9
053 PRECINCT 58	7	7
054 PRECINCT 59	69	69
055 PRECINCT 60	26	26
056 PRECINCT 61A	54	54
057 PRECINCT 61B	42	42
058 PRECINCT 62A	44	44
059 PRECINCT 62B	26	26
060 PRECINCT 63	38	38

Precinct Totals by Race Report

05/09/2000

All Total Groups  
Monongalia

291

Race

REP. 17TH JUDICIAL CIRCUIT JUDGE DIV. 1

Precinct

Votes by Candidate

ROBERT B. STONE

Total

061 PRECINCT 64	21	21
062 PRECINCT 67	21	21
063 PRECINCT 68	53	53
064 PRECINCT 69	24	24
065 PRECINCT 70	27	27
066 PRECINCT 71	40	40
067 PRECINCT 72	19	19
068 PRECINCT 73	25	25
069 PRECINCT 74	16	16
070 PRECINCT 75	30	30
071 PRECINCT 76	7	7
072 PRECINCT 77A	77	77
073 PRECINCT 77B	57	57
074 PRECINCT 78A	47	47
075 PRECINCT 78B	34	34
076 PRECINCT 79A	55	55
077 PRECINCT 79B	76	76
078 PRECINCT 80	58	58
079 PRECINCT 81	47	47
080 PRECINCT 82	35	35

Precinct Totals by Race Report

05/09/2000

292

All Total Groups  
Monongalia

<u>Race</u>		<u>REP. 17TH JUDICIAL CIRCUIT JUDGE DIV. 1</u>	
<u>Precinct</u>	<u>Votes by Candidate</u>	<u>Total</u>	
	ROBERT B. STONE		
081 PRECINCT 83A	32	32	
082 PRECINCT 83B	34	34	
083 PRECINCT 84	36	36	
084 PRECINCT 85	16	16	
085 PRECINCT 86	63	63	
086 PRECINCT 87A	35	35	
087 PRECINCT 87B	38	38	
088 PRECINCT 88	48	48	
089 PRECINCT 90	42	42	
090 PRECINCT 91	42	42	
091 PRECINCT 92	42	42	
Absentee	0	0	
Total	3,145	3,145	

Precinct Totals by Race Report

05/09/2000

293

All Total Groups  
Monongalia

Race

REP. COUNTY COMMISSIONER

Precinct

Votes by Candidate

PAUL N. KAPNICKY

Total

001 PRECINCT 1	54	54
002 PRECINCT 2	37	37
003 PRECINCT 3	47	47
004 PRECINCT 4	44	44
005 PRECINCT 5	33	33
006 PRECINCT 6	8	8
007 PRECINCT 7	9	9
008 PRECINCT 8	29	29
009 PRECINCT 9	25	25
010 PRECINCT 10	6	6
011 PRECINCT 12	4	4
012 PRECINCT 13	22	22
013 PRECINCT 14	21	21
014 PRECINCT 15	34	34
015 PRECINCT 16	32	32
016 PRECINCT 17	12	12
017 PRECINCT 18	8	8
018 PRECINCT 20	9	9
019 PRECINCT 21	21	21
020 PRECINCT 22	6	6

Precinct Totals by Race Report

05/09/2000

294

All Total Groups  
Monongalia

Race  
REP. COUNTY COMMISSIONER

<u>Precinct</u>	<u>Votes by Candidate</u>	<u>Total</u>
	PAUL N. KAPNICKY	
021 PRECINCT 23	41	41
022 PRECINCT 24	66	66
023 PRECINCT 25	23	23
024 PRECINCT 26	44	44
025 PRECINCT 27	47	47
026 PRECINCT 28	46	46
027 PRECINCT 29	27	27
028 PRECINCT 30	14	14
029 PRECINCT 31	21	21
030 PRECINCT 32	18	18
031 PRECINCT 33	46	46
032 PRECINCT 34	39	39
033 PRECINCT 35	27	27
034 PRECINCT 36	35	35
035 PRECINCT 37	42	42
036 PRECINCT 38A	49	49
037 PRECINCT 38B	34	34
038 PRECINCT 39	45	45
039 PRECINCT 40	14	14
040 PRECINCT 41	21	21

Precinct Totals by Race Report  
05/09/2000

295

All Total Groups  
Monongalia

Race

REP. COUNTY COMMISSIONER

Precinct

Votes by Candidate

PAUL N. KAPNICKY

Total

041 PRECINCT 42	27	27
042 PRECINCT 44	24	24
043 PRECINCT 46	14	14
044 PRECINCT 47	14	14
045 PRECINCT 48	4	4
046 PRECINCT 49	9	9
047 PRECINCT 51	22	22
048 PRECINCT 52	18	18
049 PRECINCT 53	20	20
050 PRECINCT 54	40	40
051 PRECINCT 55	29	29
052 PRECINCT 56	8	8
053 PRECINCT 58	8	8
054 PRECINCT 59	56	56
055 PRECINCT 60	21	21
056 PRECINCT 61A	46	46
057 PRECINCT 61B	38	38
058 PRECINCT 62A	39	39
059 PRECINCT 62B	28	28
060 PRECINCT 63	31	31



Precinct Totals by Race Report

05/09/2000

296

All Total Groups  
Monongalia

Race

REP. COUNTY COMMISSIONER

Precinct

Votes by Candidate

PAUL N. KAPNICKY

Total

061 PRECINCT 64	18	18
062 PRECINCT 67	18	18
063 PRECINCT 68	43	43
064 PRECINCT 69	21	21
065 PRECINCT 70	22	22
066 PRECINCT 71	32	32
067 PRECINCT 72	17	17
068 PRECINCT 73	25	25
069 PRECINCT 74	12	12
070 PRECINCT 75	28	28
071 PRECINCT 76	7	7
072 PRECINCT 77A	64	64
073 PRECINCT 77B	51	51
074 PRECINCT 78A	41	41
075 PRECINCT 78B	32	32
076 PRECINCT 79A	42	42
077 PRECINCT 79B	69	69
078 PRECINCT 80	49	49
079 PRECINCT 81	42	42
080 PRECINCT 82	31	31

Precinct Totals by Race Report  
05/09/2000

297

All Total Groups  
Monongalia

<u>Race</u>		<u>Precinct</u>		<u>REP. COUNTY COMMISSIONER</u>	
		<u>Precinct</u>		<u>Votes by Candidate</u>	<u>Total</u>
				PAUL N. KAPNICKY	
081	PRECINCT 83A			25	25
082	PRECINCT 83B			25	25
083	PRECINCT 84			31	31
084	PRECINCT 85			15	15
085	PRECINCT 86			52	52
086	PRECINCT 87A			31	31
087	PRECINCT 87B			31	31
088	PRECINCT 88			39	39
089	PRECINCT 90			28	28
090	PRECINCT 91			36	36
091	PRECINCT 92			31	31
Absentee				0	0
Total				2,664	2,664

Precinct Totals by Race Report  
05/09/2000

298

All Total Groups  
Monongalia

Race  
REP. MAGISTRATE

Precinct

Votes by Candidate

MIKE ROBERTS

Total

001 PRECINCT 1	64	64
002 PRECINCT 2	49	49
003 PRECINCT 3	53	53
004 PRECINCT 4	60	60
005 PRECINCT 5	38	38
006 PRECINCT 6	10	10
007 PRECINCT 7	8	8
008 PRECINCT 8	33	33
009 PRECINCT 9	29	29
010 PRECINCT 10	6	6
011 PRECINCT 12	6	6
012 PRECINCT 13	19	19
013 PRECINCT 14	20	20
014 PRECINCT 15	34	34
015 PRECINCT 16	27	27
016 PRECINCT 17	10	10
017 PRECINCT 18	7	7
018 PRECINCT 20	11	11
019 PRECINCT 21	23	23
020 PRECINCT 22	6	6

Precinct Totals by Race Report  
05/09/2000

All Total Groups  
Monongalia

299

Race

REP. MAGISTRATE

Precinct

Votes by Candidate

MIKE ROBERTS

Total

021 PRECINCT 23	51	51
022 PRECINCT 24	66	66
023 PRECINCT 25	24	24
024 PRECINCT 26	49	49
025 PRECINCT 27	57	57
026 PRECINCT 28	45	45
027 PRECINCT 29	29	29
028 PRECINCT 30	13	13
029 PRECINCT 31	22	22
030 PRECINCT 32	27	27
031 PRECINCT 33	48	48
032 PRECINCT 34	44	44
033 PRECINCT 35	28	28
034 PRECINCT 36	36	36
035 PRECINCT 37	46	46
036 PRECINCT 38A	51	51
037 PRECINCT 38B	45	45
038 PRECINCT 39	50	50
039 PRECINCT 40	14	14
040 PRECINCT 41	21	21

Precinct Totals by Race Report

05/09/2000

300

All Total Groups  
Monongalia

Race REP. MAGISTRATE Precinct	Votes by Candidate	
	MIKE ROBERTS	Total
041 PRECINCT 42	32	32
042 PRECINCT 44	26	26
043 PRECINCT 46	14	14
044 PRECINCT 47	11	11
045 PRECINCT 48	3	3
046 PRECINCT 49	13	13
047 PRECINCT 51	22	22
048 PRECINCT 52	20	20
049 PRECINCT 53	17	17
050 PRECINCT 54	44	44
051 PRECINCT 55	30	30
052 PRECINCT 56	7	7
053 PRECINCT 58	5	5
054 PRECINCT 59	67	67
055 PRECINCT 60	27	27
056 PRECINCT 61A	49	49
057 PRECINCT 61B	42	42
058 PRECINCT 62A	39	39
059 PRECINCT 62B	27	27
060 PRECINCT 63	36	36

Precinct Totals by Race Report  
05/09/2000

301

All Total Groups  
Monongalia

Race

REP. MAGISTRATE

Precinct

Votes by Candidate

MIKE ROBERTS

Total

061 PRECINCT 64	20	20
062 PRECINCT 67	21	21
063 PRECINCT 68	49	49
064 PRECINCT 69	21	21
065 PRECINCT 70	27	27
066 PRECINCT 71	34	34
067 PRECINCT 72	17	17
068 PRECINCT 73	24	24
069 PRECINCT 74	12	12
070 PRECINCT 75	34	34
071 PRECINCT 76	4	4
072 PRECINCT 77A	72	72
073 PRECINCT 77B	54	54
074 PRECINCT 78A	44	44
075 PRECINCT 78B	32	32
076 PRECINCT 79A	40	40
077 PRECINCT 79B	73	73
078 PRECINCT 80	51	51
079 PRECINCT 81	42	42
080 PRECINCT 82	34	34

Precinct Totals by Race Report

05/09/2000

302

All Total Groups  
Monongalia

Race

REP. MAGISTRATE

Precinct

Votes by Candidate

MIKE ROBERTS

Total

081 PRECINCT 83A	28	28
082 PRECINCT 83B	28	28
083 PRECINCT 84	28	28
084 PRECINCT 85	14	14
085 PRECINCT 86	59	59
086 PRECINCT 87A	29	29
087 PRECINCT 87B	32	32
088 PRECINCT 88	42	42
089 PRECINCT 90	41	41
090 PRECINCT 91	39	39
091 PRECINCT 92	39	39
Absentee	0	0
Total	2,894	2,894

Precinct Totals by Race Report

05/09/2000

303

All Total Groups  
Monongalia

Race Precinct	Votes by Candidate						
	ABIGAIL PARSONS	ARCH HIXTON	AUBRY A. WILSON	BEVERLY EVANS	BOB ASHLEY	BOB JONES	BOB MURTO
001 PRECINCT 1	0	8	0	5	10	6	1
002 PRECINCT 2	1	10	0	4	13	1	1
003 PRECINCT 3	0	10	2	8	4	0	0
004 PRECINCT 4	1	8	1	12	9	2	0
005 PRECINCT 5	0	5	1	5	7	0	0
006 PRECINCT 6	0	2	0	2	1	0	0
007 PRECINCT 7	0	2	0	2	3	0	0
008 PRECINCT 8	0	2	4	2	4	3	1
009 PRECINCT 9	2	6	0	8	6	2	0
010 PRECINCT 10	1	0	0	1	2	0	0
011 PRECINCT 12	0	1	0	0	0	0	0
012 PRECINCT 13	0	3	0	6	7	0	0
013 PRECINCT 14	1	3	0	4	2	1	0
014 PRECINCT 15	1	5	0	6	4	2	0
015 PRECINCT 16	0	2	1	10	5	1	0
016 PRECINCT 17	1	0	1	1	2	0	0
017 PRECINCT 18	2	1	0	2	3	0	0
018 PRECINCT 20	1	1	0	1	2	1	1
019 PRECINCT 21	0	2	0	3	3	1	0
020 PRECINCT 22	0	2	0	0	1	0	0



CAROL DEVINE MILLER	CECIL H. UNDERWOOD	CHARLES DIXON	CHARLES S. TRUMP IV	CHRIS RAUCH	CLEVE BENEDICT	CONRAD G. LUCAS II	CRAIG ANDREWS	D
3	20	0	1	1	22	0	0	
1	13	0	0	0	28	2	0	
0	17	2	0	0	24	0	2	
0	26	0	0	1	30	1	0	
0	16	0	1	0	21	0	0	
0	1	0	0	0	4	0	0	
0	2	0	0	0	6	0	1	
1	11	2	0	0	9	0	1	
0	8	0	1	0	16	2	0	
0	2	0	0	0	2	0	0	
0	3	0	0	0	3	0	1	
0	7	0	0	0	11	0	0	
0	5	0	1	0	11	0	0	
2	16	1	0	0	14	1	0	
0	6	1	0	1	16	0	0	
0	6	0	0	0	5	0	0	
1	1	0	0	0	2	0	0	
1	3	0	0	0	2	0	0	
1	14	0	0	0	10	0	0	
0	0	0	0	0	0	0	0	

VE CRAFT	DEE BROWN	DENNY RAY CANTERBURY	DEREK ALAN ARTRIP	DICK MITCHEM	DONNA J. BOLEY	DONNIE MILLER ISFERDING	DUANE MILLER	ELIZABETH RAESE
8	12	6	6	0	8	1	0	24
11	6	4	6	0	11	0	0	11
7	5	5	0	0	5	0	0	17
13	19	6	6	0	12	2	0	25
6	7	3	4	0	6	0	0	14
2	4	1	0	0	2	0	0	4
3	1	1	1	0	4	1	0	4
5	3	1	2	0	4	0	0	13
7	5	1	2	0	4	0	0	7
0	0	0	1	0	2	0	0	3
1	0	0	0	0	0	1	0	2
3	7	0	2	0	6	0	0	7
2	4	3	1	0	4	0	2	9
7	9	3	2	0	7	0	1	17
5	9	1	9	0	13	0	1	11
0	2	1	2	0	2	0	0	8
3	3	0	0	0	3	0	0	1
1	1	2	2	0	2	0	0	4
4	4	0	1	0	3	0	0	4
2	0	0	1	0	0	0	0	1

FRANCES L. VAN SCOY	FRED GILLESPIE	GEORGE SPRUCE	GERALDINE KESSEL	GRAHAM SMITH	GREG CORLISS	HELEN V. STANLEY	JANIES L. (JIM) MORGAN	JEAN K. J
14	15	7	13	1	9	2	3	
18	14	5	13	1	6	2	3	
12	11	7	15	3	8	0	2	
22	10	6	22	1	10	0	1	
9	3	3	11	0	5	0	0	
6	3	1	5	0	1	0	0	
3	0	1	2	0	0	0	0	
9	6	2	10	0	2	1	2	
5	8	3	4	0	5	0	1	
1	1	0	2	0	0	0	0	
3	1	0	2	0	0	0	0	
3	8	3	5	0	4	0	0	
5	5	3	6	0	5	0	0	
13	7	4	12	1	4	0	1	
9	8	4	8	0	4	0	1	
4	2	0	7	0	0	0	0	
1	3	3	1	0	1	0	0	
1	1	0	3	0	1	0	0	
5	5	4	8	0	3	0	0	
1	1	2	1	0	2	0	0	

COBS	JENNY DINSMORE	JOHN OVERINGTON	JOHN R. RAESE	JOHN YODER	KAREN FACEMYER	KRIS WARNER	LARRY E. MORTON	LARRY TIGHE	LI
0	40	1	21	6	8	11	0	5	
1	38	2	10	2	6	7	0	9	
1	33	0	14	7	6	12	1	12	
1	47	1	18	9	10	13	2	15	
0	29	0	13	1	5	8	0	7	
0	6	1	4	2	3	3	1	1	
0	6	0	3	1	4	3	0	1	
0	25	1	10	2	4	10	1	5	
0	21	1	5	4	6	7	1	4	
0	5	0	1	1	2	1	0	1	
0	4	0	2	2	0	3	0	0	
0	15	0	4	2	8	5	0	3	
0	17	1	4	0	3	3	0	1	
2	21	3	10	2	1	10	0	6	
0	26	1	7	0	7	7	1	5	
0	17	0	8	2	2	11	0	0	
0	2	0	1	2	2	1	1	3	
0	5	0	2	0	1	1	0	0	
1	18	0	4	2	2	2	0	5	
0	2	0	0	0	1	1	0	2	

308

DA MONTGOMERY NESBITT	MARILYN R. McCORD	MARK A. SORSALA	MICHAEL W. CAREY	PAUL NUCHIMIS	PHYLLIS M. COLE	PRISCILLA M. HADEN	RICHARD A. (Rick) PILL	RICHEL RO
1	0	1	7	6	4	2	12	
0	0	0	13	9	6	2	10	
1	1	0	7	6	5	10	13	
1	3	0	11	6	10	13	8	
0	0	0	2	5	5	4	3	
0	0	0	1	1	1	0	1	
0	0	0	0	0	1	1	0	
0	0	0	6	2	3	5	1	
0	2	1	5	4	3	5	6	
0	0	0	2	0	0	1	0	
0	0	0	1	1	0	0	1	
0	0	0	4	4	4	0	1	
0	0	0	2	4	2	4	2	
1	0	0	9	7	5	3	5	
0	1	0	7	4	7	0	0	
0	0	0	2	0	1	2	3	
0	0	0	0	3	2	0	0	
0	2	0	0	2	3	0	0	
0	0	0	2	4	0	1	3	
0	0	0	1	2	0	0	0	

B	ROBERT D. (B&B) HARMAN	ROBERT J. GOULD	SALLY L. PATTERSON	SAMUEL G. BONASSO	SHANNON BENNETT	SKYE ALISON	STEPHEN NEIL REED	SUSAN WEAVER HASTINGS
7	3	0	9	31	11	2	12	0
0	3	0	10	37	14	1	13	1
7	2	1	10	36	6	1	12	1
8	6	0	11	50	18	2	8	2
4	3	0	5	32	6	0	6	0
1	1	1	1	6	2	0	3	0
0	1	0	2	5	1	1	1	0
2	4	1	2	24	3	2	6	1
4	3	1	7	19	7	0	6	1
0	0	0	0	5	1	0	1	0
0	0	1	2	6	0	1	2	0
4	1	0	6	16	9	0	6	0
3	3	1	3	13	8	0	4	3
4	3	0	6	25	10	0	5	0
2	3	0	4	28	10	0	3	0
0	3	0	1	9	1	0	0	0
1	0	1	3	3	2	0	3	1
2	1	1	2	4	1	0	1	0
4	3	0	2	16	1	0	3	0
2	1	0	2	2	1	0	2	0

TROY ANDES	WILLIAM T. (Bill) BRIGHT	Total
10	10	426
12	16	417
5	6	382
7	13	539
4	5	274
1	1	81
2	3	73
3	5	228
5	5	236
3	1	43
0	1	45
4	6	184
3	5	166
4	8	290
8	8	265
1	0	107
0	1	63
3	1	63
2	2	152
1	0	34

311

Precinct Totals by Race Report  
05/09/2000

All Total Groups  
Monongalia

Race Precinct	REP. CONVENTION DELEGATE AT-LARGE					
	Votes by Candidate					
	ABIGAIL PARSONS	ARCH HONTON	AUBRY A. WILSON	BEVERLY EVANS	BOB ASHLEY	BOB JONES
021 PRECINCT 23	0	7	0	5	4	3
022 PRECINCT 24	0	4	4	12	17	0
023 PRECINCT 25	0	2	0	5	5	0
024 PRECINCT 26	0	9	0	6	8	0
025 PRECINCT 27	0	8	0	3	4	3
026 PRECINCT 28	0	7	2	5	9	1
027 PRECINCT 29	0	3	0	3	2	2
028 PRECINCT 30	0	1	1	2	4	2
029 PRECINCT 31	0	1	0	6	3	0
030 PRECINCT 32	2	2	2	4	9	1
031 PRECINCT 33	1	5	2	9	9	2
032 PRECINCT 34	1	5	0	5	8	2
033 PRECINCT 35	1	1	1	8	5	3
034 PRECINCT 36	2	3	1	5	10	3
035 PRECINCT 37	0	3	0	7	10	1
036 PRECINCT 38A	1	9	1	9	14	2
037 PRECINCT 38B	2	7	0	8	10	0
038 PRECINCT 39	3	7	1	7	5	4
039 PRECINCT 40	0	1	0	1	2	2
040 PRECINCT 41	1	2	1	3	4	7



312

CAROL DEVINE MILLER	CECIL H. UNDERWOOD	CHARLES DIXON	CHARLES S. TRUMP IV	CHRIS RAICH	CLEVE BENEDICT	CONRAD G. LUCAS II	CRAIG ANDREWS
1	16	0	1	0	24	1	0
2	19	2	1	0	37	0	2
0	5	0	0	1	12	0	0
1	13	0	0	0	28	0	0
2	19	1	1	1	21	0	2
0	11	2	0	0	21	1	3
1	7	0	0	0	7	1	0
0	3	0	0	0	3	0	1
0	3	1	0	0	9	0	1
0	8	1	0	0	14	0	1
1	10	3	0	1	20	0	2
0	14	0	0	1	17	0	0
1	6	1	2	1	12	0	1
2	15	0	1	0	17	1	0
0	11	1	1	0	19	0	0
1	12	0	0	0	29	1	1
0	14	3	0	1	17	1	0
0	17	1	0	1	18	0	0
0	3	0	0	0	7	0	1
1	9	0	0	0	7	1	0

VE CRAFT	DEE BROWN	DENNY RAY CANTERBURY	DEREK ALAN ARTRIP	DICK MITCHEM	DONNA J. BOLEY	DONNIE MILLER ISFERDING	DUANE MILLER	ELIZABETH RAESE
6	6	4	3	0	8	0	0	22
9	19	10	8	1	16	2	0	20
1	9	2	5	0	5	0	0	5
10	11	3	5	0	10	3	0	10
5	8	1	5	1	7	0	0	26
11	12	4	2	0	4	1	0	13
2	1	1	1	1	2	0	0	13
0	1	4	1	1	1	0	0	5
1	7	2	1	0	5	0	0	7
2	4	1	3	1	9	0	0	4
8	11	1	5	1	10	0	0	19
8	8	4	3	1	7	1	1	12
2	5	3	3	1	5	1	0	12
5	7	4	3	1	9	0	1	13
7	11	6	4	0	12	1	2	12
8	14	7	10	0	11	0	0	13
10	9	4	1	0	6	0	0	14
5	5	6	3	0	8	3	0	16
4	2	2	1	0	1	0	0	5
4	0	3	1	0	5	0	0	7

FRANCES L. VAN SCOY	FRED GILLESPIE	GEORGE SPRUCE	GERALDINE KESSEL	GRAHAM SMITH	GREG CORLISS	HELEN V. STANLEY	JAMES L. (Jim) MORGAN	JEAN K. J
8	8	3	11	0	4	0	0	0
17	23	6	16	0	5	2	2	2
4	3	2	4	0	1	0	0	0
11	6	4	12	1	7	1	0	0
21	6	3	22	0	6	3	1	1
13	8	5	12	0	6	0	4	4
15	3	2	9	1	2	0	1	1
1	5	0	2	0	1	0	0	0
5	7	1	5	1	2	0	2	2
4	3	3	6	0	3	0	1	1
7	8	5	11	0	6	0	1	1
8	10	5	8	0	6	2	0	0
6	14	1	7	0	1	1	0	0
8	4	2	12	0	3	1	0	0
10	11	7	11	0	10	0	4	4
12	9	7	15	1	6	1	1	1
10	8	7	13	0	8	1	3	3
12	13	8	15	1	8	0	0	0
3	3	0	4	0	2	0	1	1
5	7	2	7	0	2	1	1	1

COBS	JENNY DINSMORE	JOHN OVERINGTON	JOHN R. RAESE	JOHN YODER	KAREN FACENYER	KRIS WARNER	LARRY E. MORTON	LARRY TIGHE	L1
0	37	0	18	5	4	19	1	11	
0	51	3	26	8	16	16	0	10	
0	18	0	3	0	3	7	0	3	
0	32	1	11	3	3	11	0	11	
1	39	0	16	2	5	17	0	5	
2	32	1	13	6	5	12	0	10	
1	18	0	14	4	4	9	0	3	
0	10	0	4	2	1	3	0	1	
0	16	0	4	4	4	7	0	2	
1	21	1	4	3	4	4	0	1	
1	34	1	21	6	16	11	0	4	
1	31	1	7	2	9	10	2	5	
0	22	0	7	2	6	10	2	4	
0	28	1	13	3	4	9	0	5	
0	35	2	8	5	6	13	1	7	
1	37	1	8	1	8	12	0	13	
1	30	1	11	8	4	15	0	10	
0	39	1	13	3	10	18	1	9	
0	11	0	4	1	0	2	0	5	
0	14	1	4	1	2	7	0	5	

DA MONTGOMERY NESBITT	MARILYN R. MCCORD	MARK A. SORSALA	MICHAEL W. CAREY	PAUL NICHOLS	PHYLLIS M. COLE	PRISCILLA M. HADEN	RICHARD A. (Rick) PILL	RICHIE RO
2	1	1	6	6	4	10	5	
0	0	0	13	6	12	8	1	
2	1	0	4	2	4	2	0	
0	1	0	2	7	7	4	4	
0	1	0	5	4	6	4	4	
0	1	0	4	6	4	9	4	
0	1	0	4	3	4	2	0	
1	1	0	2	0	4	0	1	
0	0	0	2	2	6	0	0	
1	0	0	4	2	6	1	0	
1	0	0	4	2	6	1	0	
1	0	0	4	4	9	2	0	
0	0	0	4	7	9	1	0	
0	0	0	6	2	5	2	0	
1	0	0	5	6	8	2	2	
1	1	0	3	6	5	3	1	
1	2	1	9	6	11	2	3	
1	0	1	8	10	12	4	4	
0	0	0	4	8	8	2	4	
1	0	0	13	9	2	0	0	
1	0	0	0	2	2	0	0	
1	0	0	1	3	3	0	0	

B	ROBERT D. (B46) HARMAN	ROBERT J. GOULD	SALLY L. PATTERSON	SAMUEL G. BONASSO	SHANNON BENNETT	SKYE ALISON	STEPHEN NEIL REED	SUSAN WEAVER HASTINGS
5	5	0	9	37	14	0	6	0
9	5	0	10	51	25	2	8	0
2	2	0	5	16	8	0	2	1
7	5	0	8	33	8	2	10	2
5	4	0	11	38	12	0	8	1
6	3	1	7	29	7	1	9	1
2	3	0	4	17	3	0	3	0
1	2	0	1	10	3	0	2	0
1	4	0	3	13	6	0	2	0
0	4	1	2	16	4	0	2	0
7	3	2	9	33	12	0	6	3
4	7	0	8	26	6	1	5	1
2	2	1	6	18	9	0	4	2
4	4	1	9	30	9	0	6	1
8	5	2	11	29	11	1	6	2
5	5	0	10	39	17	1	5	1
7	7	4	7	30	8	0	12	1
7	5	0	10	32	9	3	7	0
2	0	1	3	9	4	0	1	0
3	3	1	1	17	6	0	2	0

318

TROY ANDES	WILLIAM T. (Bill) BRIGHT	Total
3	11	365
11	16	563
4	5	165
7	14	352
2	7	377
2	15	347
3	4	186
2	2	90
2	4	155
5	7	182
6	9	362
10	6	302
3	9	229
3	12	299
8	7	356
13	20	428
3	5	354
5	8	385
2	1	96
2	4	163

319

Precinct Totals by Race Report  
05/09/2000

All Total Groups  
Monongalia

Race Precinct	Race					
	REP. CONVENTION DELEGATE AT-LARGE					
	Votes by Candidate					
	ABIGAIL PARSONS	ARCH HIXTON	AUBRY A. WILSON	BEVERLY EVANS	BOB ASHLEY	BOB JONES
041 PRECINCT 42	0	4	1	5	4	10
042 PRECINCT 44	0	1	1	3	6	0
043 PRECINCT 46	1	1	2	4	4	2
044 PRECINCT 47	0	1	1	4	6	1
045 PRECINCT 48	0	1	0	1	0	0
046 PRECINCT 49	0	3	0	0	1	1
047 PRECINCT 51	0	1	1	3	3	2
048 PRECINCT 52	0	5	1	1	4	2
049 PRECINCT 53	1	2	1	3	4	5
050 PRECINCT 54	0	4	4	4	8	4
051 PRECINCT 55	0	2	0	7	9	2
052 PRECINCT 56	0	0	1	0	1	1
053 PRECINCT 58	0	0	0	1	2	0
054 PRECINCT 59	0	10	3	16	15	3
055 PRECINCT 60	0	4	2	7	5	1
056 PRECINCT 61A	0	6	2	11	19	1
057 PRECINCT 61B	2	4	0	6	8	0
058 PRECINCT 62A	2	2	0	5	10	2
059 PRECINCT 62B	1	3	2	5	7	0
060 PRECINCT 63	1	6	1	3	5	3

BOB MURTO



320

CAROL DEVINE MILLER	CECIL H. UNDERWOOD	CHARLES DIXON	CHARLES S. TRUMP IV	CHRIS RAICH	CLEVE BENEDICT	CONRAD G. LUCAS II	CRAIG ANDREWS	D
0	6	0	0	0	12	0	0	0
0	10	1	1	2	16	0	1	1
1	7	1	0	0	12	0	1	1
0	4	0	1	0	4	1	0	0
0	1	0	0	0	2	0	0	0
1	2	0	0	0	5	0	0	0
0	4	0	1	0	4	0	0	0
1	5	0	1	0	6	0	0	0
1	3	2	1	0	9	0	0	0
0	12	0	0	1	21	0	0	0
0	5	0	1	0	16	0	0	0
1	2	0	1	0	2	0	0	0
0	4	0	1	1	2	0	0	0
1	14	2	0	1	28	0	2	2
0	7	0	0	0	11	0	0	0
2	20	1	0	0	24	0	0	0
0	12	0	1	0	18	1	0	0
1	15	1	2	0	19	0	0	0
1	11	3	0	0	15	0	2	2
1	15	1	2	0	12	0	1	1

VE CRAFT	DEE BROWN	DENNY RAY CANTERBURY	DEREK ALAN ARTRIP	DICK MITCHEM	DONNA J. BOLEY	DONNIE MILLER ISFERDING	DUANE MILLER	ELIZABETH RAESE
9	7	4	4	0	6	0	0	11
1	6	5	2	0	4	0	1	8
4	4	0	1	0	1	0	0	5
3	2	2	2	1	2	0	0	8
1	1	0	1	0	2	0	0	2
5	0	1	2	0	1	0	0	7
3	2	0	1	0	2	0	1	10
6	1	0	1	0	5	0	0	4
4	2	5	2	0	2	1	1	7
4	8	3	7	1	8	2	0	21
3	6	5	6	0	11	0	1	10
3	1	1	0	0	1	0	0	4
2	1	0	0	0	1	0	0	2
9	10	16	9	0	8	2	2	26
2	6	6	2	0	3	0	0	7
4	6	4	5	0	11	0	0	21
10	10	8	4	0	10	1	0	15
6	6	2	5	0	9	1	0	17
5	3	5	7	0	4	0	1	7
8	5	4	0	0	1	1	1	6

FRANCES L. VAN SCOY	FRED GILLESPIE	GEORGE SPRUCE	GERALDINE KISSEL	GRAHAM SMITH	GREG CORLISS	HELEN V. STANLEY	JAMES L. (Jim) MORGAN	JEAN K. J
9	4	4	9	0	5	0	2	
7	6	2	5	1	3	1	4	
3	4	3	7	1	1	0	1	
3	2	1	4	1	1	0	0	
0	2	1	0	0	0	0	0	
1	5	2	3	0	3	0	2	
8	2	1	9	1	1	0	1	
3	5	3	3	0	4	0	0	
8	7	1	10	1	1	0	2	
19	8	3	14	1	5	0	2	
5	10	2	7	0	3	1	1	
3	0	0	2	0	1	0	0	
2	1	1	1	0	0	0	0	
15	18	4	22	0	6	3	5	
5	9	1	7	1	3	0	1	
14	11	4	16	1	5	1	2	
10	12	7	10	0	7	1	0	
10	7	4	13	0	2	1	3	
10	9	3	9	0	4	0	3	
4	7	4	10	1	7	0	3	

COBS	JENNY DINSMORE	JOHN OVERINGTON	JOHN R. RAESE	JOHN YODER	KAREN FACEMYER	KRIS WARNER	LARRY E. MORTON	LARRY TIGHE	LI
0	25	0	9	2	4	13	0	7	
0	16	0	11	2	5	9	0	1	
0	12	1	4	3	2	5	0	3	
1	12	1	6	2	1	8	0	2	
0	4	0	1	0	1	1	0	1	
0	13	0	4	1	1	4	0	5	
0	14	0	3	1	2	9	0	3	
0	12	0	2	2	2	3	1	7	
1	17	1	8	1	4	9	1	6	
0	32	0	9	1	5	20	1	4	
0	27	2	7	1	8	7	1	3	
0	8	0	2	4	1	3	0	2	
0	4	0	3	1	2	2	0	1	
1	51	3	16	8	13	10	0	12	
0	21	0	6	2	5	6	0	4	
1	38	1	14	3	7	21	0	8	
1	29	1	7	2	5	10	0	7	
0	34	1	12	3	7	13	1	6	
1	19	1	6	3	5	4	0	6	
0	22	1	8	3	1	10	0	5	

324

DA MONTGOMERY NESHITT	MARILYN R. MCCORD	MARK A. SORSALA	MICHAEL W. CAREY	PAUL NUCHINS	PHYLLIS M. COLE	PRISCILLA M. HADEN	RICHARD A. (REX) PILL	RICHIE RO
0	0	0	2	5	1	0	0	
0	0	0	3	4	3	2	1	
1	0	0	4	1	3	1	0	
0	3	1	4	1	1	0	0	
1	1	0	0	1	0	0	0	
0	1	0	4	5	1	1	0	
0	0	0	1	1	4	1	0	
0	0	0	3	4	2	0	0	
0	2	0	2	0	6	0	1	
0	1	0	9	2	3	1	1	
0	0	0	9	4	6	3	0	
0	1	0	0	0	0	0	0	
0	0	0	1	1	0	0	0	
0	0	0	9	7	17	4	0	
0	0	0	3	2	4	1	0	
3	2	0	4	4	6	6	1	
1	1	0	6	6	10	0	4	
1	2	0	5	2	6	6	1	
0	0	1	6	5	6	1	1	
0	2	3	4	5	3	1	6	

325

B	ROBERT D. (BOB) HARMAN	ROBERT J. GOULD	SALLY L. PATTERSON	SAMUEL G. BONASSO	SHANNON BENNETT	SKYE ALISON	STEPHEN NEIL REED	SUSAN WEAVER HASTINGS
5	1	0	5	23	6	0	6	0
3	4	0	3	21	6	0	3	0
2	3	1	2	12	5	0	3	0
1	1	1	2	11	5	0	2	0
0	0	0	1	3	2	0	0	0
2	0	0	2	12	4	0	4	0
2	2	1	2	15	5	0	1	0
4	1	0	4	11	3	0	6	0
1	2	0	0	15	5	1	2	0
2	1	1	3	34	10	0	1	0
1	2	0	3	25	13	0	3	1
0	0	2	2	4	1	0	2	1
0	3	0	0	3	2	0	1	0
6	5	3	12	43	18	3	6	0
2	5	0	3	17	5	0	4	0
5	11	0	9	36	16	0	6	2
5	6	1	7	23	11	1	6	1
4	5	0	6	33	11	1	6	1
6	6	2	3	19	8	0	5	0
4	8	0	5	24	7	1	7	0

326

TROY ANDES	WILLIAM T. (Bill) BRIGHT	Total
7	3	240
3	10	208
4	3	146
4	0	126
0	1	33
2	1	112
1	3	132
2	6	136
3	6	180
8	7	321
10	12	261
1	1	60
0	0	46
9	17	523
4	4	188
7	13	416
3	13	324
7	6	325
3	6	243
2	3	249

## Precinct Totals by Race Report

05/09/2000

All Total Groups  
Monongalia

Race Precinct	Votes by Candidate						
	ABIGAIL PARSONS	ARCH HOXTON	AUBRY A. WILSON	BEVERLY EVANS	BOB ASHLEY	BOB JONES	BOB MURTO
061 PRECINCT 64	1	1	0	2	5	1	0
062 PRECINCT 67	0	4	1	1	3	4	0
063 PRECINCT 68	1	7	1	5	8	5	0
064 PRECINCT 69	1	4	0	2	8	1	0
065 PRECINCT 70	1	2	1	2	7	1	0
066 PRECINCT 71	0	6	1	3	6	0	0
067 PRECINCT 72	0	2	0	3	0	0	0
068 PRECINCT 73	0	5	0	6	5	1	1
069 PRECINCT 74	1	2	0	3	0	1	0
070 PRECINCT 75	0	2	1	8	4	1	0
071 PRECINCT 76	0	2	0	1	2	1	0
072 PRECINCT 77A	3	11	3	8	16	2	0
073 PRECINCT 77B	1	4	1	8	13	2	1
074 PRECINCT 78A	0	8	1	4	7	1	0
075 PRECINCT 78B	0	2	0	6	5	1	0
076 PRECINCT 79A	2	6	0	9	6	3	1
077 PRECINCT 79B	3	8	4	9	9	1	0
078 PRECINCT 80	3	6	2	8	14	1	0
079 PRECINCT 81	4	7	5	6	3	1	2
080 PRECINCT 82	1	2	0	5	5	3	0



328

	CAROL DEVINE MILLER	CECIL H. UNDERWOOD	CHARLES DIXON	CHARLES S. TRUMP IV	CHRIS RAICH	CLEVE BENEDICT	CONRAD G. LUCAS II	CRAIG ANDREWS	D
	2	8	0	3	2	11	1	0	
	0	9	2	1	0	11	0	0	
	3	18	0	1	1	21	1	1	
	1	8	0	0	0	13	0	0	
	2	15	2	0	1	15	0	1	
	1	13	1	0	0	17	0	1	
	0	4	0	1	0	5	0	0	
	1	7	0	1	1	10	0	0	
	0	3	1	0	0	8	1	0	
	0	6	0	1	1	5	0	1	
	0	2	0	0	0	2	0	0	
	1	22	2	3	0	31	1	2	
	1	19	1	0	0	22	3	1	
	0	10	1	1	0	18	0	1	
	1	11	0	1	0	13	1	0	
	0	20	0	0	1	20	1	1	
	1	27	1	0	0	28	0	0	
	0	13	0	0	0	28	1	0	
	0	16	2	1	1	17	1	1	
	2	8	1	0	0	13	0	0	

VE CRAFT	DEE BROWN	DENNY RAY CANTERBURY	DEREK ALAN ARTRIP	DICK MITCHEM	DONNA J. BOLEY	DONNIE MILLER ISFERDING	DUANE MILLER	ELIZABETH RAESE
3	3	1	2	0	4	0	0	11
3	3	0	4	0	3	0	0	11
7	6	2	8	0	8	0	3	17
4	10	5	3	0	7	0	1	9
2	5	4	2	0	1	0	0	12
4	1	2	6	0	1	0	0	10
1	3	0	0	0	4	0	0	8
3	6	4	6	0	5	0	0	8
5	3	1	1	0	0	0	0	4
5	3	4	0	0	5	0	0	13
1	2	2	1	0	2	0	0	2
15	17	6	9	0	18	0	1	29
9	15	6	7	0	9	1	0	17
11	7	8	6	0	11	0	2	14
2	9	4	5	0	4	1	2	14
6	13	1	5	0	9	0	1	18
5	12	7	5	0	7	1	1	44
12	17	7	5	0	13	1	0	18
5	8	3	0	1	7	0	1	16
5	4	3	8	1	6	1	1	10

330

FRANCES L. VAN SCOY	FRED GILLESPIE	GEORGE SPRUCE	GERALDINE KESSEL	GRAHAM SMITH	GREG CORLISS	HELEN V. STANLEY	JAMES L. (Jm) MORGAN	JEAN K. J
6	7	2	5	2	1	0	1	
8	1	2	9	0	3	1	1	
15	11	6	21	0	7	0	1	
5	4	3	8	1	4	0	1	
5	5	0	7	0	1	0	2	
8	8	4	9	0	4	0	1	
5	2	2	7	0	3	0	0	
6	5	3	5	1	4	0	1	
3	1	2	2	0	2	1	0	
11	5	3	13	1	3	2	1	
2	1	4	3	0	2	0	0	
19	16	9	23	0	10	2	3	
11	14	2	11	0	3	0	1	
7	13	9	13	1	8	0	2	
12	10	0	16	0	1	0	0	
7	13	4	12	1	7	2	1	
24	13	5	28	1	7	1	4	
10	13	5	13	0	7	0	1	
13	8	5	15	2	7	0	3	
7	9	4	9	1	5	2	0	

COBS	JENNY DINSMORE	JOHN OVERINGTON	JOHN R. RAESE	JOHN YODER	KAREN FACEMYER	KRIS WARNER	LARRY E. MORTON	LARRY TIGHE	LI
------	----------------	-----------------	---------------	------------	----------------	-------------	-----------------	-------------	----

1	12	2	7	4	3	6	1	1	
0	13	0	8	3	2	8	0	3	
2	39	1	12	4	8	15	0	10	
0	16	0	4	0	3	6	0	6	
0	21	1	12	2	3	8	0	5	
0	27	0	9	6	4	11	0	8	
0	14	0	7	0	3	8	0	4	
0	17	2	5	1	8	10	0	5	
0	9	1	4	2	1	2	0	2	
2	25	0	12	2	8	10	0	5	
0	5	0	2	0	1	2	0	1	
2	56	0	22	8	10	23	0	19	
0	40	0	13	6	9	9	1	5	
0	30	1	14	2	6	14	1	12	
0	26	1	12	3	10	11	0	1	
1	34	3	15	1	6	14	0	9	
1	63	0	35	5	8	29	0	5	
0	42	0	11	3	11	9	1	8	
2	30	2	21	6	5	12	1	5	
1	23	0	9	3	3	15	2	5	

332

DA MONTGOMERY NESBITT	MARILYN R. MCCORD	MARK A. SORSALA	MICHAEL W. CAREY	PAUL NUCHINS	PHYLLIS M. COLE	PRISCILLA M. HADEN	RICHARD A. (RICK) PILL	RICHEL RO
1	1	0	3	2	3	2	0	
0	0	0	1	2	3	1	0	
3	1	0	5	6	7	3	2	
0	0	0	4	5	3	3	0	
2	0	0	3	0	2	2	1	
0	1	0	7	5	3	2	3	
0	0	0	3	2	3	1	0	
0	1	0	5	3	5	2	0	
0	0	0	1	2	3	2	0	
1	1	1	3	2	6	3	2	
0	0	0	0	1	2	0	0	
2	1	0	9	11	8	7	3	
2	1	0	8	2	10	2	0	
0	0	0	6	8	4	3	2	
1	0	0	7	1	7	1	1	
0	1	1	7	3	5	0	1	
5	1	2	12	5	9	4	3	
0	0	0	12	3	9	2	1	
3	3	0	4	5	6	2	4	
2	0	2	8	2	2	2	3	

B	ROBERT D. (BOB) HARMAN	ROBERT J. GOULD	SALLY L. PATTERSON	SAMUEL G. BONASSO	SHANNON BENNETT	SKYE ALISON	STEPHIEN NEIL REED	SUSAN WEAVER HASTINGS
0	5	2	2	12	3	0	5	0
2	4	0	2	12	4	0	3	0
7	13	1	11	35	8	2	13	0
3	4	2	3	20	14	0	6	1
1	1	0	0	18	7	0	4	1
5	4	0	6	23	10	0	4	1
2	0	1	3	12	4	0	4	0
3	2	0	5	18	4	0	5	2
3	1	1	4	7	3	0	3	1
3	0	0	6	23	6	1	4	1
2	1	0	3	5	3	0	1	0
2	7	3	14	49	19	2	11	1
4	13	3	10	41	13	1	7	1
0	4	1	16	32	10	1	9	1
2	6	0	4	20	7	1	6	2
5	3	1	5	36	9	1	5	1
1	4	2	8	65	12	1	11	3
0	4	0	14	35	19	1	11	1
3	7	3	6	28	5	0	6	0
4	2	2	3	24	6	1	6	2

TROY ANDES	WILLIAM T. (Bill) BRIGHT	Total
5	5	173
3	1	160
9	13	415
6	9	221
3	7	200
4	7	255
1	3	125
6	4	208
1	0	98
3	4	233
1	2	64
12	15	608
8	14	406
5	11	367
4	11	266
6	9	352
7	19	586
12	16	433
3	6	339
9	6	263

335

## PRIMARY ELECTION

06/27/2000 9:19:25AM

Page: 166 of 210

Precinct Totals by Race Report  
05/09/2000All Total Groups  
Monongalia

Race Precinct	Votes by Candidate					
	ABIGAIL PARSONS	ARCH HOXTON	AUBRY A. WILSON	BEVERLY EVANS	BOB ASHLEY	BOB JONES
081 PRECINCT 83A	1	4	1	3	2	1
082 PRECINCT 83B	0	3	1	4	3	1
083 PRECINCT 84	2	7	0	5	5	1
084 PRECINCT 85	0	2	0	2	5	0
085 PRECINCT 86	0	7	2	8	18	1
086 PRECINCT 87A	0	7	0	8	7	1
087 PRECINCT 87B	3	2	1	3	5	5
088 PRECINCT 88	0	5	1	5	8	1
089 PRECINCT 90	1	10	0	5	2	4
090 PRECINCT 91	0	5	1	3	6	2
091 PRECINCT 92	0	5	4	4	12	1
Absentee	0	0	0	0	0	0
Total	62	368	81	433	550	147
						24



336 17

	CAROL DEVINE MILLER	CECIL H. UNDERWOOD	CHARLES DIXON	CHARLES S. TRUMP IV	CHRIS RAICH	CLEVE BENEDICT	CONRAD G. LUCAS II	CRAIG ANDREWS	D
	1	13	1	1	0	13	1	0	
	0	11	0	0	1	12	0	0	
	1	7	1	0	0	17	2	0	
	0	7	0	0	0	8	0	0	
	2	18	3	2	2	29	0	2	
	1	5	0	0	1	10	2	0	
	0	11	0	3	0	19	0	1	
	0	19	0	1	0	22	2	0	
	2	14	0	2	2	19	0	0	
	2	20	1	0	4	24	0	1	
	1	12	4	0	0	17	0	2	
	0	0	0	0	0	0	0	0	
	60	927	58	47	33	1,311	33	43	

332

VE CRAFT	DEE BROWN	DENNY RAY CANTERBURY	DEREK ALAN ARTRIP	DICK MITCHEM	DONNA J. BOLEY	DONNIE MILLER ISFERDING	DUANE MILLER	ELIZABETH RAESE
2	5	0	3	1	2	0	0	17
4	6	2	2	0	3	1	0	10
9	5	3	5	1	6	0	0	11
2	5	4	2	0	4	0	0	7
10	14	5	10	0	8	0	0	19
5	6	4	3	0	6	0	1	8
4	5	1	5	1	5	0	0	7
6	8	4	5	0	9	2	0	21
5	8	0	0	0	6	0	1	11
5	11	2	3	0	3	1	2	22
4	5	1	7	0	3	1	0	14
0	0	0	0	0	0	0	0	0
454	563	277	305	16	510	35	33	1,064

338

FRANCES L. VAN SCOY	FRED GILLESPIE	GEORGE SPRUCE	GERALDINE KESSEL	GRAHAM SMITH	GREG CORLISS	HELEN V. STANLEY	JAMES L. (Jim) MORGAN	JEAN K. J
10	8	4	13	1	4	0	1	
4	4	2	9	0	4	1	2	
8	8	5	7	0	5	0	0	
5	6	2	3	0	3	0	0	
15	8	9	15	0	7	0	4	
6	8	4	8	0	4	0	0	
7	5	2	6	0	6	0	4	
13	6	6	11	0	6	1	0	
14	7	4	12	0	5	0	0	
17	9	3	10	0	5	1	1	
7	9	5	12	0	6	0	4	
0	0	0	0	0	0	0	0	
753	637	302	848	33	365	40	108	

339

COBS	JENNY DINSMORE	JOHN OVERINGTON	JOHN R. RAESE	JOHN YODER	KAREN FACENYER	KRIS WARNER	LARRY E. MORTON	LARRY TIGHE	LI
0	26	0	12	1	1	12	1	4	
0	19	0	8	4	3	10	1	3	
1	25	0	7	2	3	6	0	7	
0	12	0	7	1	3	3	1	2	
0	41	1	13	3	9	15	0	10	
1	18	1	9	6	5	8	0	7	
0	29	0	8	6	6	4	0	3	
2	34	1	20	2	7	14	0	8	
1	31	1	11	3	4	9	0	7	
1	36	0	14	4	0	10	0	7	
0	28	1	11	5	5	9	1	9	
0	0	0	0	0	0	0	0	0	
39	2,183	59	842	259	434	820	31	488	

340

DA MONTGOMERY NESBITT	MARILYN R. McCORD	MARK A. SORSALA	MICHAEL W. CAREY	PAUL NICHOLS	PHYLLIS M. COLE	PRISCILLA M. HADEN	RICHARD A. (Rick) PILL	RICHEL RO
1	1	0	2	2	2	2	1	3
1	0	0	2	2	4	0	4	2
0	2	0	8	4	3	2	0	6
0	0	0	1	2	3	0	1	3
0	1	0	19	9	7	7	6	9
0	0	1	3	4	4	1	1	4
2	1	0	3	6	2	3	7	4
1	0	0	8	5	8	6	3	7
0	1	0	7	4	5	13	5	7
0	1	0	7	6	4	1	1	3
0	1	1	6	5	5	3	1	3
0	0	0	0	0	0	0	0	0
52	53	18	434	342	420	221	174	350

ROBERT D. (Bob) HARMAN	ROBERT J. GOULD	SALLY L. PATTERSON	SAMUEL G. BONASSO	SHANNON BENNETT	SKYE ALISON	STEPHEN NEIL REED	SUSAN WEAVER HASTINGS
4	0	3	23	2	0	2	1
5	0	5	15	4	1	3	0
2	1	7	24	12	0	11	0
5	1	1	8	3	0	2	0
5	0	8	43	14	0	11	0
2	0	8	18	8	0	5	0
1	0	4	23	9	1	6	1
4	0	11	36	5	2	7	1
6	0	6	27	6	0	10	1
4	0	5	35	7	0	4	1
5	1	6	23	9	0	8	1
0	0	0	0	0	0	0	0
316	59	485	2,064	681	44	470	57

342

TROY ANDES	WILLIAM T. (Bill) BRIGHT	Total
3	3	225
3	2	191
7	11	274
4	4	134
14	12	475
5	8	232
4	8	253
7	3	364
1	10	312
6	4	325
8	8	302
0	0	0
424	613	22,952

343

## Precinct Totals by Race Report

All Total Groups  
Monongalia

PRIMARY ELECTION

6/26/2000 3:21:52PM Page: 167 of 210

Race  
REP. CONVENTION DELEGATE DIST. 1

Precinct	Votes by Candidate					BRIAN S. LONG	CHARLES S. (Chuck) MULLETT	GAYNOR COSNER	GREG SMITH
	ALAN PARKER REID	ANDREW A. SABAK	BARBARA J. GWYNNE						
001 PRECINCT 1	1	2	27			2	9	2	4
002 PRECINCT 2	2	3	23			1	6	2	4
003 PRECINCT 3	5	4	21			1	3	1	2
004 PRECINCT 4	5	2	37			1	13	1	3
005 PRECINCT 5	2	3	19			1	4	1	1
006 PRECINCT 6	0	2	6			0	2	0	1
007 PRECINCT 7	1	0	1			0	1	1	0
008 PRECINCT 8	2	4	13			3	6	0	1
009 PRECINCT 9	1	3	13			1	3	1	1
010 PRECINCT 10	0	0	4			0	1	0	0
011 PRECINCT 12	1	0	3			0	2	0	0
012 PRECINCT 13	1	0	10			2	1	1	0
013 PRECINCT 14	0	1	9			0	3	0	1
014 PRECINCT 15	4	2	20			1	4	4	1
015 PRECINCT 16	2	3	19			0	5	1	2
016 PRECINCT 17	0	1	8			0	1	0	1
017 PRECINCT 18	0	3	2			0	0	1	1
018 PRECINCT 20	0	3	2			2	1	0	3
019 PRECINCT 21	0	1	11			0	3	2	2
020 PRECINCT 22	1	0	1			0	0	0	1



J. FRANK DEEM	J. ROBERT GWYNNE	JERRY LINGER, JR.	JOANN HANSON	JOHN C. BAHNSEN	JOHN M. SISLER	JOYCE WARNER	L. GIL WHITE	LEE C.
1	15	0	1	3	26	19	1	
4	19	1	6	3	27	17	1	
1	19	1	0	4	22	19	0	
3	22	1	2	1	28	22	3	
0	14	1	0	1	18	14	0	
2	2	0	1	0	5	3	0	
1	5	1	0	1	4	2	0	
1	16	1	0	1	9	10	0	
2	13	0	2	0	13	10	0	
0	2	0	0	1	4	3	0	
0	0	1	0	0	2	4	0	
1	6	1	2	2	14	9	1	
0	6	1	1	1	9	8	1	
2	13	2	0	1	17	13	1	
1	6	0	2	0	21	13	4	
0	7	1	2	0	7	6	0	
1	4	3	0	0	3	1	0	
0	0	2	0	0	1	1	0	
3	9	0	1	1	13	6	0	
0	1	1	0	0	1	1	0	

PAULL	RAY RIGGINS	SCOTT L. PALMER	TIM MILLER	TOM AZINGER	WAYNE A. STUTTLER	Total
1	4	1	2	3	0	124
0	10	0	5	4	2	140
1	6	0	2	2	0	114
4	7	2	2	5	3	167
2	4	1	1	1	1	89
0	2	0	1	0	0	27
0	0	1	1	1	0	21
2	1	1	1	0	0	72
3	3	0	1	1	0	71
0	0	0	0	0	0	15
0	1	0	0	0	0	14
0	1	1	0	3	1	57
1	1	1	1	0	0	45
0	4	0	2	2	1	94
4	3	0	2	4	1	93
0	0	0	0	0	1	35
1	0	0	1	1	0	22
0	2	0	0	2	0	19
0	0	1	0	0	1	54
0	2	0	0	0	0	9

Precinct Totals by Race Report  
05/09/2000

All Total Groups  
Monongalia

346

Race		REP. CONVENTION DELEGATE DIST. 1							
Precinct	Votes by Candidate								
	ALAN PARKER REID	ANDREW A. SABAK	BARBARA J. GWYNNE	BRIAN S. LONG	CHARLES S. (Chuck) MULLETT	GAYNOR COSNER	GREG SMITH		
021 PRECINCT 23	0	3	19	2	5	1	2		
022 PRECINCT 24	5	8	33	2	10	0	6		
023 PRECINCT 25	2	2	9	1	2	0	3		
024 PRECINCT 26	3	8	20	0	6	0	8		
025 PRECINCT 27	0	3	26	1	8	2	2		
026 PRECINCT 28	3	6	21	0	2	0	4		
027 PRECINCT 29	1	3	12	1	3	1	0		
028 PRECINCT 30	0	5	4	0	2	1	3		
029 PRECINCT 31	1	3	9	0	0	0	2		
030 PRECINCT 32	2	3	11	0	4	2	3		
031 PRECINCT 33	4	6	20	2	6	4	4		
032 PRECINCT 34	2	9	18	2	9	0	6		
033 PRECINCT 35	0	1	10	1	6	0	1		
034 PRECINCT 36	1	1	23	3	3	2	1		
035 PRECINCT 37	3	5	20	3	4	1	5		
036 PRECINCT 38A	1	7	26	4	3	5	3		
037 PRECINCT 38B	0	4	22	3	5	1	2		
038 PRECINCT 39	2	3	29	4	6	1	4		
039 PRECINCT 40	4	3	3	3	3	0	0		
040 PRECINCT 41	0	4	8	3	7	1	0		

342

J. FRANK DEEM	J. ROBERT GWYNNE	JERRY LINGER, JR.	JOANN HANSON	JOHN C. BAHNSEN	JOHN M. SISLER	JOYCE WARNER	L. GIL WHITE	LEE C
1	20	3	0	2	23	21	1	
1	35	2	5	0	25	35	0	
2	8	0	3	1	11	10	0	
2	11	2	1	0	13	14	0	
4	14	3	2	2	25	21	0	
1	22	2	0	3	20	11	0	
2	8	1	2	0	13	15	1	
1	4	1	0	0	8	5	0	
1	6	2	1	0	11	12	0	
0	8	1	3	0	11	6	1	
2	11	1	2	5	15	20	0	
3	15	5	3	1	16	17	0	
4	8	2	1	2	12	12	2	
4	14	1	0	3	15	15	0	
4	16	2	3	1	22	21	0	
0	9	5	3	1	26	21	1	
2	15	4	2	0	22	21	0	
3	10	1	2	1	25	16	2	
0	4	1	0	1	5	3	1	
2	3	0	0	0	10	8	0	

348

AULL	RAY RIGGINS	SCOTT L. PALMER	TIM MILLER	TOM AZINGER	WAYNE A. STUTTLER	Total
3	6	2	1	2	2	119
6	2	1	4	8	1	189
0	2	2	1	1	3	63
1	6	4	0	3	2	104
0	4	0	2	1	3	123
1	4	0	3	1	0	104
1	1	0	0	1	1	67
1	2	1	0	1	0	39
0	2	1	0	2	0	53
0	1	0	1	4	2	63
1	4	0	3	2	1	113
2	4	0	1	2	1	116
0	1	2	2	2	5	74
2	1	2	1	1	2	95
0	7	2	1	3	2	125
0	4	2	6	0	4	131
1	6	0	1	0	0	111
2	4	4	4	2	3	128
0	0	0	0	0	1	32
2	1	0	1	0	6	56

349

## Precinct Totals by Race Report

All Total Groups  
MonongaliaPRIMARY ELECTION  
06/26/2000 3:21:52PM Page: 169 of 210Race  
REP. CONVENTION DELEGATE DIST. 1

## Precinct

## Votes by Candidate

	ALAN PARKER REID	ANDREW A. SABAK	BARBARA J. GWYNNE	BRIAN S. LONG	CHARLES S. (Chuck) MULLETT	GAYNOR COSNER	GREG SMITH
041 PRECINCT 42	4	4	14	1	6	2	0
042 PRECINCT 44	1	4	14	1	6	1	3
043 PRECINCT 46	3	2	9	1	2	0	0
044 PRECINCT 47	1	1	9	0	1	1	2
045 PRECINCT 48	0	0	2	0	1	1	0
046 PRECINCT 49	0	1	3	2	2	1	0
047 PRECINCT 51	1	1	10	1	3	0	1
048 PRECINCT 52	2	3	8	2	2	0	5
049 PRECINCT 53	1	5	12	0	6	2	4
050 PRECINCT 54	1	3	22	2	10	4	1
051 PRECINCT 55	3	0	19	1	5	3	1
052 PRECINCT 56	1	2	2	0	1	0	0
053 PRECINCT 58	0	0	2	0	1	0	0
054 PRECINCT 59	6	14	27	2	22	3	8
055 PRECINCT 60	1	2	11	1	1	0	1
056 PRECINCT 61A	1	4	30	3	5	4	2
057 PRECINCT 61B	2	4	17	1	6	0	3
058 PRECINCT 62A	3	7	18	1	4	1	8
059 PRECINCT 62B	3	6	17	1	3	0	0
060 PRECINCT 63	1	1	14	1	7	2	1

350

J. FRANK DEEM	J. ROBERT GWYNNE	JERRY LINGER, JR.	JOANN HANSON	JOHN C. BAHNSEN	JOHN M. SISLER	JOYCE WARNER	L. GIL WHITE	LEEC
1	7	1	1	1	11	6	0	
0	9	1	0	3	15	9	0	
1	6	2	1	0	8	5	0	
1	9	1	2	0	9	5	0	
0	0	0	0	0	1	0	0	
0	5	1	1	3	9	8	0	
1	9	0	0	0	11	6	2	
1	5	0	1	2	7	7	0	
0	4	1	0	1	13	10	0	
1	8	2	0	1	25	18	3	
1	8	1	1	2	15	14	0	
0	4	0	0	0	4	4	0	
0	1	0	0	0	3	1	0	
4	25	3	3	2	21	24	1	
3	2	0	1	1	9	7	0	
3	13	1	3	1	21	21	0	
0	8	2	1	0	12	14	1	
4	13	0	1	2	24	18	1	
0	9	0	2	0	14	12	2	
1	12	0	0	1	18	14	0	

PAULL	RAY RIGGINS	SCOTT L. PALMER	TIM MILLER	TOM AZINGER	WAYNE A. STUTLER	Total
0	3	0	1	1	2	66
0	2	0	2	1	5	77
0	0	1	1	0	1	43
1	0	0	2	1	1	47
0	0	0	0	0	1	6
1	3	0	0	0	2	42
0	0	0	0	1	0	47
1	3	0	0	1	3	53
0	2	2	1	0	5	69
0	1	2	0	4	8	116
1	1	2	4	2	1	85
0	2	1	2	0	2	25
0	0	0	0	0	0	8
2	5	1	4	5	10	192
1	0	0	0	0	1	42
1	4	3	3	2	5	130
2	4	0	1	2	3	83
2	0	1	1	2	0	111
1	5	1	2	0	1	79
0	3	1	0	2	1	80



Precinct Totals by Race Report  
05/09/2000

302  
All Total Groups  
Monongalia

Race REP. CONVENTION DELEGATE DIST. 1 Precinct	Votes by Candidate						
	ALAN PARKER REID	ANDREW A. SAIKAK	BARBARA J. GWYNNE	BRIAN S. LONG	CHARLES S. (Chuck) MULLETT	GAYNOR COSNER	GREG SMITH
061 PRECINCT 64	2	3	6	2	1	2	3
062 PRECINCT 67	1	2	10	0	6	0	2
063 PRECINCT 68	3	4	26	2	4	2	2
064 PRECINCT 69	2	4	12	2	2	2	4
065 PRECINCT 70	1	0	17	1	2	1	1
066 PRECINCT 71	4	0	17	0	3	0	0
067 PRECINCT 72	1	0	10	1	3	0	0
068 PRECINCT 73	0	4	12	1	4	0	4
069 PRECINCT 74	0	2	6	0	3	1	1
070 PRECINCT 75	3	3	18	0	1	0	2
071 PRECINCT 76	0	1	4	0	1	0	1
072 PRECINCT 77A	2	6	38	2	14	1	3
073 PRECINCT 77B	3	8	27	3	9	0	7
074 PRECINCT 78A	1	6	15	1	1	1	5
075 PRECINCT 78B	1	0	19	1	1	3	1
076 PRECINCT 79A	3	4	21	4	2	3	3
077 PRECINCT 79B	1	2	50	1	12	1	2
078 PRECINCT 80	2	4	29	2	3	2	2
079 PRECINCT 81	3	1	21	0	5	2	0
080 PRECINCT 82	2	2	16	3	1	0	4

353 17

J. FRANK DEEM	J. ROBERT GWYNNE	JERRY LINGER, JR.	JOANN HANSON	JOHN C. BAHNSEN	JOHN M. SISLER	JOYCE WARNER	L. GIL WHITE	LEE C
1	9	0	0	0	8	10	0	
0	4	1	0	0	8	9	1	
1	13	2	4	0	28	19	0	
0	8	2	1	2	16	12	0	
0	9	1	1	0	11	13	0	
0	9	0	1	0	15	15	1	
1	7	1	1	0	11	8	0	
0	2	2	3	1	14	11	0	
0	2	0	1	0	9	7	0	
0	17	2	1	0	14	11	0	
1	4	0	0	0	3	1	0	
7	29	0	2	2	35	31	0	
5	22	1	6	0	29	16	0	
1	13	3	1	2	15	19	1	
2	14	1	3	2	21	17	0	
2	10	1	3	1	21	16	2	
3	35	0	0	2	37	45	1	
1	17	1	1	1	29	28	2	
1	20	2	2	1	21	19	1	
3	17	1	2	1	19	12	1	

AULL	RAY RIGGINS	SCOTT L. PALMER	TIM MILLER	TOM AZINGER	WAYNE A. STUTLER	Total
1	1	1	1	1	1	53
0	2	0	1	1	7	55
0	8	0	4	3	2	127
1	5	0	2	0	2	79
0	2	0	1	2	0	63
0	4	1	1	0	1	72
0	4	1	1	0	0	47
0	0	1	2	0	4	68
3	2	0	1	0	0	36
0	2	1	1	0	0	79
0	3	0	0	2	2	21
2	1	1	0	0	1	199
5	9	4	1	5	3	154
0	3	4	4	5	2	98
0	6	0	2	4	1	95
2	2	1	1	2	1	120
3	4	4	4	4	5	208
4	4	0	1	5	2	144
4	5	2	3	2	4	113
0	7	1	1	2	3	90
1	1	0	2	1	1	

# Precinct Totals by Race Report

05/09/2000  
Monongalia

Race Precinct	Votes by Candidate					
	ALAN PARKER REID	ANDREW A. SABAK	BARBARA J. GWYNNE	BRIAN S. LONG	CHARLES S. (Chuck) MULLETT	GAYNOR COSNER
081 PRECINCT 83A	0	0	17	1	5	0
082 PRECINCT 83B	0	5	13	1	8	0
083 PRECINCT 84	3	2	14	2	4	2
084 PRECINCT 85	1	2	10	2	2	1
085 PRECINCT 86	8	3	29	4	8	0
086 PRECINCT 87A	2	6	13	1	3	2
087 PRECINCT 87B	0	3	21	1	5	0
088 PRECINCT 88	0	3	22	2	6	0
089 PRECINCT 90	1	5	15	0	4	0
090 PRECINCT 91	4	6	19	0	11	0
091 PRECINCT 92	4	5	15	0	4	0
Absentee	0	0	0	0	0	0
Total	155	284	1,414	111	394	91
						212

GREG SMITH

J. FRANK DEEM	J. ROBERT GWYNNE	JERRY LINGER, JR.	JOANN HANSON	JOHN C. BAHNSEN	JOHN M. SISLER	JOYCE WARNER	L. GIL WHITE	LEE C
0	9	0	1	0	14	16	1	
1	9	0	0	0	11	13	1	
1	12	0	0	2	13	11	1	
0	7	2	2	2	7	8	3	
2	23	2	1	3	21	23	1	
1	12	1	0	1	9	12	0	
2	15	2	1	1	14	3	0	
2	21	2	1	2	15	18	2	
4	14	2	1	2	16	10	2	
1	12	4	1	0	16	13	1	
3	16	2	0	2	14	13	1	
0	0	0	0	0	0	0	0	
130	988	111	112	93	1,336	1,147	54	

357 11

PAULL	RAY RIGGINS	SCOTT L. PALMER	TIM MILLER	TOM AZINGER	WAYNE A. STUTLER	Total
1	1	0	0	1	1	69
2	3	1	0	0	0	71
0	5	1	1	4	4	85
1	1	0	2	1	0	55
3	9	1	2	3	2	151
0	4	3	1	1	1	78
1	2	1	2	1	1	78
3	4	2	2	2	3	116
1	4	1	3	1	1	91
1	4	1	2	0	0	99
2	5	1	2	2	4	103
0	0	0	0	0	0	0
96	264	80	128	144	161	7,505

Precinct Totals by Race Report  
05/09/2000

358

All Total Groups  
Monongalia

Race

LIB. U.S. SENATOR

Precinct

Votes by Candidate

JOE WHELAN

Total

001 PRECINCT 1	1	1
002 PRECINCT 2	1	1
003 PRECINCT 3	0	0
004 PRECINCT 4	0	0
005 PRECINCT 5	0	0
006 PRECINCT 6	0	0
007 PRECINCT 7	0	0
008 PRECINCT 8	0	0
009 PRECINCT 9	0	0
010 PRECINCT 10	1	1
011 PRECINCT 12	1	1
012 PRECINCT 13	0	0
013 PRECINCT 14	0	0
014 PRECINCT 15	0	0
015 PRECINCT 16	0	0
016 PRECINCT 17	3	3
017 PRECINCT 18	0	0
018 PRECINCT 20	0	0
019 PRECINCT 21	0	0
020 PRECINCT 22	0	0

Precinct Totals by Race Report  
05/09/2000

359

Race

LIB. U.S. SENATOR

Precinct

Votes by Candidate

JOE WHELAN

Total

021 PRECINCT 23	0	0
022 PRECINCT 24	0	0
023 PRECINCT 25	0	0
024 PRECINCT 26	0	0
025 PRECINCT 27	0	0
026 PRECINCT 28	0	0
027 PRECINCT 29	0	0
028 PRECINCT 30	0	0
029 PRECINCT 31	0	0
030 PRECINCT 32	0	0
031 PRECINCT 33	1	1
032 PRECINCT 34	0	0
033 PRECINCT 35	0	0
034 PRECINCT 36	0	0
035 PRECINCT 37	4	4
036 PRECINCT 38A	0	0
037 PRECINCT 38B	0	0
038 PRECINCT 39	0	0
039 PRECINCT 40	0	0
040 PRECINCT 41	0	0



Precinct Totals by Race Report  
05/09/2000

360

All Total Groups  
Monongalia

Race

LIB. U.S. SENATOR

Precinct

Votes by Candidate

JOE WHELAN

Total

041 PRECINCT 42	0	0
042 PRECINCT 44	0	0
043 PRECINCT 46	2	2
044 PRECINCT 47	0	0
045 PRECINCT 48	0	0
046 PRECINCT 49	0	0
047 PRECINCT 51	0	0
048 PRECINCT 52	0	0
049 PRECINCT 53	0	0
050 PRECINCT 54	0	0
051 PRECINCT 55	2	2
052 PRECINCT 56	0	0
053 PRECINCT 58	0	0
054 PRECINCT 59	0	0
055 PRECINCT 60	0	0
056 PRECINCT 61A	0	0
057 PRECINCT 61B	1	1
058 PRECINCT 62A	2	2
059 PRECINCT 62B	0	0
060 PRECINCT 63	0	0

Precinct Totals by Race Report

05/09/2000

361

All Total Groups  
Monongalia

Race  
LIB. U.S. SENATOR

Precinct

Votes by Candidate

JOE WHELAN

Total

061 PRECINCT 64	0	0
062 PRECINCT 67	2	2
063 PRECINCT 68	0	0
064 PRECINCT 69	0	0
065 PRECINCT 70	0	0
066 PRECINCT 71	0	0
067 PRECINCT 72	0	0
068 PRECINCT 73	0	0
069 PRECINCT 74	0	0
070 PRECINCT 75	0	0
071 PRECINCT 76	0	0
072 PRECINCT 77A	0	0
073 PRECINCT 77B	0	0
074 PRECINCT 78A	1	1
075 PRECINCT 78B	1	1
076 PRECINCT 79A	0	0
077 PRECINCT 79B	0	0
078 PRECINCT 80	0	0
079 PRECINCT 81	1	1
080 PRECINCT 82	0	0

Precinct Totals by Race Report  
05/09/2000

362 11

All Total Groups  
Monongalia

Race

LIB. U.S. SENATOR

Precinct

Votes by Candidate

JOE WHELAN

Total

081 PRECINCT 83A	0	0
082 PRECINCT 83B	0	0
083 PRECINCT 84	0	0
084 PRECINCT 85	0	0
085 PRECINCT 86	0	0
086 PRECINCT 87A	0	0
087 PRECINCT 87B	0	0
088 PRECINCT 88	0	0
089 PRECINCT 90	3	3
090 PRECINCT 91	0	0
091 PRECINCT 92	1	1
Absentee	0	0
<b>Total</b>	<b>28</b>	<b>28</b>

Precinct Totals by Race Report

05/09/2000

363

All Total Groups  
Monongalia

Race  
LIB. U.S. REPRESENTATIVE DIST. 1

Precinct

Votes by Candidate

RICHARD KERR

Total

001 PRECINCT 1	1	1
002 PRECINCT 2	1	1
003 PRECINCT 3	0	0
004 PRECINCT 4	0	0
005 PRECINCT 5	0	0
006 PRECINCT 6	0	0
007 PRECINCT 7	0	0
008 PRECINCT 8	0	0
009 PRECINCT 9	0	0
010 PRECINCT 10	1	1
011 PRECINCT 12	1	1
012 PRECINCT 13	0	0
013 PRECINCT 14	0	0
014 PRECINCT 15	0	0
015 PRECINCT 16	0	0
016 PRECINCT 17	3	3
017 PRECINCT 18	0	0
018 PRECINCT 20	0	0
019 PRECINCT 21	0	0
020 PRECINCT 22	0	0

Precinct Totals by Race Report  
05/09/2000

364

All Total Groups  
Monongalia

Race

LIB. U.S. REPRESENTATIVE DIST. 1

Precinct

Votes by Candidate

RICHARD KERR

Total

021 PRECINCT 23	0	0
022 PRECINCT 24	0	0
023 PRECINCT 25	0	0
024 PRECINCT 26	0	0
025 PRECINCT 27	0	0
026 PRECINCT 28	0	0
027 PRECINCT 29	0	0
028 PRECINCT 30	0	0
029 PRECINCT 31	0	0
030 PRECINCT 32	0	0
031 PRECINCT 33	1	1
032 PRECINCT 34	0	0
033 PRECINCT 35	0	0
034 PRECINCT 36	0	0
035 PRECINCT 37	5	5
036 PRECINCT 38A	0	0
037 PRECINCT 38B	0	0
038 PRECINCT 39	0	0
039 PRECINCT 40	0	0
040 PRECINCT 41	0	0

Precinct Totals by Race Report  
05/09/2000

All Total Groups  
Monongalia

365

Race  
LIB. U.S. REPRESENTATIVE DIST. 1

Precinct

Votes by Candidate

RICHARD KERR

Total

041 PRECINCT 42	0	0
042 PRECINCT 44	0	0
043 PRECINCT 46	2	2
044 PRECINCT 47	0	0
045 PRECINCT 48	0	0
046 PRECINCT 49	0	0
047 PRECINCT 51	0	0
048 PRECINCT 52	0	0
049 PRECINCT 53	0	0
050 PRECINCT 54	0	0
051 PRECINCT 55	2	2
052 PRECINCT 56	0	0
053 PRECINCT 58	0	0
054 PRECINCT 59	0	0
055 PRECINCT 60	0	0
056 PRECINCT 61A	0	0
057 PRECINCT 61B	1	1
058 PRECINCT 62A	2	2
059 PRECINCT 62B	0	0
060 PRECINCT 63	0	0

Precinct Totals by Race Report  
05/09/2000

366

All Total Groups  
Monongalia

Race

LIB. U.S. REPRESENTATIVE DIST. 1

Precinct

Votes by Candidate

RICHARD KERR

Total

061 PRECINCT 64	0	0
062 PRECINCT 67	3	3
063 PRECINCT 68	0	0
064 PRECINCT 69	0	0
065 PRECINCT 70	0	0
066 PRECINCT 71	0	0
067 PRECINCT 72	0	0
068 PRECINCT 73	0	0
069 PRECINCT 74	0	0
070 PRECINCT 75	0	0
071 PRECINCT 76	0	0
072 PRECINCT 77A	0	0
073 PRECINCT 77B	0	0
074 PRECINCT 78A	1	1
075 PRECINCT 78B	1	1
076 PRECINCT 79A	0	0
077 PRECINCT 79B	0	0
078 PRECINCT 80	0	0
079 PRECINCT 81	1	1
080 PRECINCT 82	0	0

Precinct Totals by Race Report

05/09/2000

367

All Total Groups  
Monongalia

Race		LIB. U.S. REPRESENTATIVE DIST. 1	
<u>Precinct</u>		<u>Votes by Candidate</u>	
		RICHARD KERR	Total
081 PRECINCT 83A	0	0	0
082 PRECINCT 83B	0	0	0
083 PRECINCT 84	0	0	0
084 PRECINCT 85	0	0	0
085 PRECINCT 86	0	0	0
086 PRECINCT 87A	0	0	0
087 PRECINCT 87B	0	0	0
088 PRECINCT 88	0	0	0
089 PRECINCT 90	3	3	3
090 PRECINCT 91	0	0	0
091 PRECINCT 92	1	1	1
Absentee	0	0	0
Total	30	30	30



Precinct Totals by Race Report  
05/09/2000

368

All Total Groups  
Monongalia

Race

LIB. GOVERNOR

Precinct

Votes by Candidate

BOB MYERS

Total

001 PRECINCT 1	1	1
002 PRECINCT 2	1	1
003 PRECINCT 3	0	0
004 PRECINCT 4	0	0
005 PRECINCT 5	0	0
006 PRECINCT 6	0	0
007 PRECINCT 7	0	0
008 PRECINCT 8	0	0
009 PRECINCT 9	0	0
010 PRECINCT 10	1	1
011 PRECINCT 12	1	1
012 PRECINCT 13	0	0
013 PRECINCT 14	1	1
014 PRECINCT 15	0	0
015 PRECINCT 16	0	0
016 PRECINCT 17	3	3
017 PRECINCT 18	0	0
018 PRECINCT 20	0	0
019 PRECINCT 21	0	0
020 PRECINCT 22	0	0

Precinct Totals by Race Report

05/09/2000

369

All Total Groups  
Monongalia

Race

LIB. GOVERNOR

Precinct

Votes by Candidate

BOB MYERS

Total

021 PRECINCT 23	0	0
022 PRECINCT 24	0	0
023 PRECINCT 25	0	0
024 PRECINCT 26	0	0
025 PRECINCT 27	0	0
026 PRECINCT 28	0	0
027 PRECINCT 29	0	0
028 PRECINCT 30	0	0
029 PRECINCT 31	0	0
030 PRECINCT 32	0	0
031 PRECINCT 33	1	1
032 PRECINCT 34	0	0
033 PRECINCT 35	0	0
034 PRECINCT 36	0	0
035 PRECINCT 37	3	3
036 PRECINCT 38A	0	0
037 PRECINCT 38B	0	0
038 PRECINCT 39	0	0
039 PRECINCT 40	0	0
040 PRECINCT 41	0	0

Precinct Totals by Race Report

05/09/2000

All Total Groups  
Monongalia

370

Race

LIB. GOVERNOR

Precinct

Votes by Candidate

Total

BOB MYERS

041 PRECINCT 42	0	0
042 PRECINCT 44	0	0
043 PRECINCT 46	2	2
044 PRECINCT 47	0	0
045 PRECINCT 48	0	0
046 PRECINCT 49	0	0
047 PRECINCT 51	0	0
048 PRECINCT 52	0	0
049 PRECINCT 53	0	0
050 PRECINCT 54	0	0
051 PRECINCT 55	2	2
052 PRECINCT 56	0	0
053 PRECINCT 58	0	0
054 PRECINCT 59	0	0
055 PRECINCT 60	0	0
056 PRECINCT 61A	0	0
057 PRECINCT 61B	1	1
058 PRECINCT 62A	2	2
059 PRECINCT 62B	0	0
060 PRECINCT 63	0	0

Precinct Totals by Race Report

05/09/2000

371

All Total Groups  
Monongalia

Race

LIB. GOVERNOR

Precinct

Votes by Candidate

BOB MYERS

Total

061 PRECINCT 64	0	0
062 PRECINCT 67	2	2
063 PRECINCT 68	0	0
064 PRECINCT 69	0	0
065 PRECINCT 70	0	0
066 PRECINCT 71	0	0
067 PRECINCT 72	0	0
068 PRECINCT 73	0	0
069 PRECINCT 74	0	0
070 PRECINCT 75	0	0
071 PRECINCT 76	0	0
072 PRECINCT 77A	0	0
073 PRECINCT 77B	0	0
074 PRECINCT 78A	1	1
075 PRECINCT 78B	1	1
076 PRECINCT 79A	0	0
077 PRECINCT 79B	0	0
078 PRECINCT 80	0	0
079 PRECINCT 81	2	2
080 PRECINCT 82	0	0

Precinct Totals by Race Report  
05/09/2000

372

All Total Groups  
Monongalia

Race

LIB. GOVERNOR

Precinct

Votes by Candidate

BOB MYERS

Total

081 PRECINCT 83A	0	0
082 PRECINCT 83B	0	0
083 PRECINCT 84	0	0
084 PRECINCT 85	0	0
085 PRECINCT 86	0	0
086 PRECINCT 87A	0	0
087 PRECINCT 87B	0	0
088 PRECINCT 88	0	0
089 PRECINCT 90	3	3
090 PRECINCT 91	0	0
091 PRECINCT 92	1	1
Absentee	0	0
Total	29	29

Precinct Totals by Race Report

05/09/2000

373

All Total Groups  
Monongalia

Race

LIB. SECRETARY OF STATE

Precinct

Votes by Candidate

POOCHIE MYERS

Total

001 PRECINCT 1	1	1
002 PRECINCT 2	1	1
003 PRECINCT 3	0	0
004 PRECINCT 4	0	0
005 PRECINCT 5	0	0
006 PRECINCT 6	0	0
007 PRECINCT 7	0	0
008 PRECINCT 8	0	0
009 PRECINCT 9	0	0
010 PRECINCT 10	1	1
011 PRECINCT 12	1	1
012 PRECINCT 13	0	0
013 PRECINCT 14	0	0
014 PRECINCT 15	0	0
015 PRECINCT 16	0	0
016 PRECINCT 17	3	3
017 PRECINCT 18	0	0
018 PRECINCT 20	0	0
019 PRECINCT 21	0	0
020 PRECINCT 22	0	0

Precinct Totals by Race Report  
05/09/2000

374

All Total Groups  
Monongalia

Race

LIB. SECRETARY OF STATE

Precinct

Votes by Candidate

POOCHIE MYERS

Total

021 PRECINCT 23	0	0
022 PRECINCT 24	0	0
023 PRECINCT 25	0	0
024 PRECINCT 26	0	0
025 PRECINCT 27	0	0
026 PRECINCT 28	0	0
027 PRECINCT 29	0	0
028 PRECINCT 30	0	0
029 PRECINCT 31	0	0
030 PRECINCT 32	0	0
031 PRECINCT 33	1	1
032 PRECINCT 34	0	0
033 PRECINCT 35	0	0
034 PRECINCT 36	0	0
035 PRECINCT 37	3	3
036 PRECINCT 38A	0	0
037 PRECINCT 38B	0	0
038 PRECINCT 39	0	0
039 PRECINCT 40	0	0
040 PRECINCT 41	0	0

Precinct Totals by Race Report  
05/09/2000

375

All Total Groups  
Monongalia

Race	LIB. SECRETARY OF STATE		Precinct		Votes by Candidate	
	Precinct		POOCHIE MYERS		Total	
	041	PRECINCT 42	0	0		
	042	PRECINCT 44	0	0		
	043	PRECINCT 46	2	2		
	044	PRECINCT 47	0	0		
	045	PRECINCT 48	0	0		
	046	PRECINCT 49	0	0		
	047	PRECINCT 51	0	0		
	048	PRECINCT 52	0	0		
	049	PRECINCT 53	0	0		
	050	PRECINCT 54	0	0		
	051	PRECINCT 55	2	2		
	052	PRECINCT 56	0	0		
	053	PRECINCT 58	0	0		
	054	PRECINCT 59	0	0		
	055	PRECINCT 60	0	0		
	056	PRECINCT 61A	0	0		
	057	PRECINCT 61B	1	1		
	058	PRECINCT 62A	2	2		
	059	PRECINCT 62B	0	0		
	060	PRECINCT 63	0	0		



Precinct Totals by Race Report  
05/09/2000

376

All Total Groups  
Monongalia

Race			
LIB. SECRETARY OF STATE			
Precinct	Votes by Candidate		
	POOCHIE MYERS	Total	
061 PRECINCT 64	0	0	
062 PRECINCT 67	2	2	
063 PRECINCT 68	0	0	
064 PRECINCT 69	0	0	
065 PRECINCT 70	0	0	
066 PRECINCT 71	0	0	
067 PRECINCT 72	0	0	
068 PRECINCT 73	0	0	
069 PRECINCT 74	0	0	
070 PRECINCT 75	0	0	
071 PRECINCT 76	0	0	
072 PRECINCT 77A	0	0	
073 PRECINCT 77B	0	0	
074 PRECINCT 78A	1	1	
075 PRECINCT 78B	1	1	
076 PRECINCT 79A	0	0	
077 PRECINCT 79B	0	0	
078 PRECINCT 80	0	0	
079 PRECINCT 81	2	2	
080 PRECINCT 82	0	0	

Precinct Totals by Race Report

05/09/2000

372

All Total Groups  
Monongalia

Race

LIB. SECRETARY OF STATE

Precinct

Votes by Candidate

POOCHIE MYERS

Total

081 PRECINCT 83A	0	0
082 PRECINCT 83B	0	0
083 PRECINCT 84	0	0
084 PRECINCT 85	0	0
085 PRECINCT 86	0	0
086 PRECINCT 87A	0	0
087 PRECINCT 87B	0	0
088 PRECINCT 88	0	0
089 PRECINCT 90	3	3
090 PRECINCT 91	0	0
091 PRECINCT 92	1	1
Absentee	0	0
Total	28	28

Precinct Totals by Race Report  
05/09/2000

378

All Total Groups  
Monongalia

Race

LIB. STATE SENATOR DIST. 14

Precinct

Votes by Candidate

JOHN R. (Rick) BARTLETT

Total

031 PRECINCT 33	1	1
032 PRECINCT 34	0	0
035 PRECINCT 37	6	6
036 PRECINCT 38A	0	0
037 PRECINCT 38B	0	0
054 PRECINCT 59	0	0
055 PRECINCT 60	0	0
056 PRECINCT 61A	0	0
057 PRECINCT 61B	1	1
058 PRECINCT 62A	2	2
059 PRECINCT 62B	0	0
060 PRECINCT 63	0	0
061 PRECINCT 64	0	0
062 PRECINCT 67	3	3
063 PRECINCT 68	0	0
064 PRECINCT 69	0	0
072 PRECINCT 77A	0	0
073 PRECINCT 77B	0	0
074 PRECINCT 78A	1	1
075 PRECINCT 78B	1	1

Precinct Totals by Race Report

05/09/2000

379

All Total Groups  
Monongalia

<u>Race</u>			
LIB. STATE SENATOR DIST. 14			
<u>Precinct</u>	<u>Votes by Candidate</u>		
	JOHN R. (Rick) BARTLETT	<u>Total</u>	
084 PRECINCT 85	0	0	
Absentee	0	0	
Total	15	15	

Precinct Totals by Race Report

05/09/2000

All Total Groups  
Monongalia

380

Race

LIB. HOUSE OF DELEGATES DIST. 44

Precinct

Votes by Candidate

Total

BOB JONES

001 PRECINCT 1	1	1
002 PRECINCT 2	1	1
003 PRECINCT 3	0	0
004 PRECINCT 4	0	0
005 PRECINCT 5	0	0
006 PRECINCT 6	0	0
007 PRECINCT 7	0	0
008 PRECINCT 8	0	0
009 PRECINCT 9	0	0
010 PRECINCT 10	1	1
011 PRECINCT 12	1	1
012 PRECINCT 13	0	0
013 PRECINCT 14	1	1
014 PRECINCT 15	0	0
015 PRECINCT 16	2	2
016 PRECINCT 17	3	3
017 PRECINCT 18	0	0
018 PRECINCT 20	0	0
019 PRECINCT 21	0	0
020 PRECINCT 22	0	0

Precinct Totals by Race Report

05/09/2000

381

All Total Groups  
Monongalia

Race  
LIB. HOUSE OF DELEGATES DIST. 44

<u>Precinct</u>	<u>Votes by Candidate</u>		<u>Total</u>
	BOB JONES		
021 PRECINCT 23	0	0	
022 PRECINCT 24	0	0	
023 PRECINCT 25	0	0	
024 PRECINCT 26	0	0	
025 PRECINCT 27	0	0	
026 PRECINCT 28	0	0	
027 PRECINCT 29	0	0	
028 PRECINCT 30	0	0	
029 PRECINCT 31	0	0	
030 PRECINCT 32	0	0	
031 PRECINCT 33	1	1	
032 PRECINCT 34	0	0	
033 PRECINCT 35	0	0	
034 PRECINCT 36	0	0	
035 PRECINCT 37	5	5	
036 PRECINCT 38A	0	0	
037 PRECINCT 38B	0	0	
038 PRECINCT 39	0	0	
039 PRECINCT 40	0	0	
040 PRECINCT 41	0	0	

Precinct Totals by Race Report

05/09/2000

382

All Total Groups  
Monongalia

Race

LIB. HOUSE OF DELEGATES DIST. 44

Precinct

Votes by Candidate

BOB JONES

Total

041 PRECINCT 42	0	0
042 PRECINCT 44	0	0
043 PRECINCT 46	2	2
044 PRECINCT 47	0	0
045 PRECINCT 48	0	0
046 PRECINCT 49	0	0
047 PRECINCT 51	0	0
048 PRECINCT 52	0	0
049 PRECINCT 53	0	0
050 PRECINCT 54	0	0
051 PRECINCT 55	2	2
052 PRECINCT 56	0	0
053 PRECINCT 58	0	0
054 PRECINCT 59	0	0
055 PRECINCT 60	0	0
056 PRECINCT 61A	0	0
057 PRECINCT 61B	1	1
060 PRECINCT 63	0	0
061 PRECINCT 64	0	0
062 PRECINCT 67	3	3

Precinct Totals by Race Report

05/09/2000

383

All Total Groups  
Monongalia

Race

LIB. HOUSE OF DELEGATES DIST. 44

Precinct

Votes by Candidate

BOB JONES

Total

063 PRECINCT 68	0	0
064 PRECINCT 69	0	0
065 PRECINCT 70	0	0
066 PRECINCT 71	0	0
067 PRECINCT 72	0	0
068 PRECINCT 73	0	0
069 PRECINCT 74	0	0
070 PRECINCT 75	0	0
071 PRECINCT 76	0	0
072 PRECINCT 77A	0	0
073 PRECINCT 77B	0	0
074 PRECINCT 78A	1	1
075 PRECINCT 78B	1	1
076 PRECINCT 79A	0	0
077 PRECINCT 79B	0	0
078 PRECINCT 80	0	0
079 PRECINCT 81	1	1
080 PRECINCT 82	0	0
081 PRECINCT 83A	0	0
082 PRECINCT 83B	0	0



Precinct Totals by Race Report  
05/09/2000

384

All Total Groups  
Monongalia

<u>Race</u> <u>Precinct</u>	<u>Votes by Candidate</u>		<u>Total</u>
	BOB JONES		
083 PRECINCT 84	0		0
084 PRECINCT 85	0		0
085 PRECINCT 86	0		0
086 PRECINCT 87A	0		0
087 PRECINCT 87B	0		0
088 PRECINCT 88	0		0
089 PRECINCT 90	3		3
090 PRECINCT 91	0		0
091 PRECINCT 92	1		1
Absentee	0		0
<b>Total</b>	<b>31</b>		<b>31</b>

Precinct Totals by Race Report  
05/09/2000

385

All Total Groups  
Monongalia

Race  
LIB. CONVENTION DELEGATE AT-LARGE

Precinct	Votes by Candidate					
	BOB MYERS	GREG HENSHALL	JEFF ROBINSON	JOE WHELAN	JOHN K. BROWN	JOHN R. (Rick) BARTLETT
001 PRECINCT 1	0	0	0	0	0	0
002 PRECINCT 2	1	0	1	1	1	0
003 PRECINCT 3	0	0	0	0	0	0
004 PRECINCT 4	0	0	0	0	0	0
005 PRECINCT 5	0	0	0	0	0	0
006 PRECINCT 6	0	0	0	0	0	0
007 PRECINCT 7	0	0	0	0	0	0
008 PRECINCT 8	0	0	0	0	0	0
009 PRECINCT 9	0	0	0	0	0	0
010 PRECINCT 10	1	0	0	0	1	1
011 PRECINCT 12	0	0	1	0	0	0
012 PRECINCT 13	0	0	0	0	0	0
013 PRECINCT 14	0	0	0	0	0	0
014 PRECINCT 15	0	0	0	0	0	0
015 PRECINCT 16	0	0	1	0	0	0
016 PRECINCT 17	0	1	1	0	0	1
017 PRECINCT 18	0	0	0	0	0	0
018 PRECINCT 20	0	0	0	0	0	0
019 PRECINCT 21	0	0	0	0	0	0
020 PRECINCT 22	0	0	0	0	0	0

RICHARD KERR	WALLACE D. JOHNSON	Total
1	0	1
1	0	6
0	0	0
0	0	0
0	0	0
0	0	0
0	0	0
0	0	0
0	0	0
0	0	0
1	1	6
1	0	3
0	0	0
0	0	0
0	0	0
2	0	3
1	1	5
0	0	0
0	0	0
0	0	0
0	0	0
0	0	0



388

RICHARD KERR	WALLACE D. JOHNSON	Total
0	0	0
0	0	0
0	0	0
0	0	0
0	0	0
0	0	0
0	0	0
0	0	0
0	0	0
0	0	0
0	0	0
1	1	7
0	0	0
0	0	0
0	0	0
3	1	15
0	0	0
0	0	0
0	0	0
0	0	0
0	0	0



390

RICHARD KERR	WALLACE D. JOHNSON	Total
0	0	0
0	0	0
1	2	13
0	0	0
0	0	0
0	0	0
0	0	0
0	0	0
0	0	0
0	0	0
0	0	0
2	1	14
0	0	0
0	0	0
0	0	0
0	0	0
0	0	0
0	0	0
1	1	5
2	1	13
0	0	0
0	0	0

Precinct Totals by Race Report  
05/09/2000

391

All Total Groups  
Monongalia

Race		LIB. CONVENTION DELEGATE AT-LARGE							
Precinct		Votes by Candidate							
		BOB MYERS	GREG HENSHALL	JEFF ROBINSON	JOE WHELAN	JOHN K. BROWN	JOHN R. (Rick) BARTLETT	JOY JOHNSON	
061 PRECINCT 64		0	0	0	0	0	0	0	
062 PRECINCT 67		2	1	1	1	0	1	0	
063 PRECINCT 68		0	0	0	0	0	0	0	
064 PRECINCT 69		0	0	0	0	0	0	0	
065 PRECINCT 70		0	0	0	0	0	0	0	
066 PRECINCT 71		0	0	0	0	0	0	0	
067 PRECINCT 72		0	0	0	0	0	0	0	
068 PRECINCT 73		0	0	0	0	0	0	0	
069 PRECINCT 74		0	0	0	0	0	0	0	
070 PRECINCT 75		0	0	0	0	0	0	0	
071 PRECINCT 76		0	0	0	0	0	0	0	
072 PRECINCT 77A		0	0	0	0	0	0	0	
073 PRECINCT 77B		0	0	0	0	0	0	0	
074 PRECINCT 78A		1	1	1	1	1	1	0	
075 PRECINCT 78B		1	1	1	0	1	0	1	
076 PRECINCT 79A		0	0	0	0	0	0	0	
077 PRECINCT 79B		0	0	0	0	0	0	0	
078 PRECINCT 80		0	0	0	0	0	0	0	
079 PRECINCT 81		1	0	0	0	1	0	1	
080 PRECINCT 82		0	0	0	0	0	0	0	



	RICHARD KERR	WALLACE D. JOHNSON	Total
1	0	0	0
2	2	1	9
3	0	0	0
4	0	0	0
5	0	0	0
6	0	0	0
7	0	0	0
8	0	0	0
9	0	0	0
10	0	0	0
11	0	0	0
12	0	0	0
13	0	0	0
14	0	0	0
15	0	0	0
16	0	0	0
17	0	0	0
18	0	0	0
19	0	0	0
20	0	0	0
21	0	0	0
22	0	0	0
23	0	0	0
24	0	0	0
25	0	0	0
26	0	0	0
27	0	0	0
28	0	0	0
29	0	0	0
30	0	0	0
31	0	0	0
32	0	0	0
33	0	0	0
34	0	0	0
35	0	0	0
36	0	0	0
37	0	0	0
38	0	0	0
39	0	0	0
40	0	0	0
41	0	0	0
42	0	0	0
43	0	0	0
44	0	0	0
45	0	0	0
46	0	0	0
47	0	0	0
48	0	0	0
49	0	0	0
50	0	0	0
51	0	0	0
52	0	0	0
53	0	0	0
54	0	0	0
55	0	0	0
56	0	0	0
57	0	0	0
58	0	0	0
59	0	0	0
60	0	0	0
61	0	0	0
62	0	0	0
63	0	0	0
64	0	0	0
65	0	0	0
66	0	0	0
67	0	0	0
68	0	0	0
69	0	0	0
70	0	0	0
71	0	0	0
72	0	0	0
73	0	0	0
74	0	0	0
75	0	0	0
76	0	0	0
77	0	0	0
78	0	0	0
79	0	0	0
80	0	0	0
81	0	0	0
82	0	0	0
83	0	0	0
84	0	0	0
85	0	0	0
86	0	0	0
87	0	0	0
88	0	0	0
89	0	0	0
90	0	0	0
91	0	0	0
92	0	0	0
93	0	0	0
94	0	0	0
95	0	0	0
96	0	0	0
97	0	0	0
98	0	0	0
99	0	0	0
100	0	0	0
101	0	0	0
102	0	0	0
103	0	0	0
104	0	0	0
105	0	0	0
106	0	0	0
107	0	0	0
108	0	0	0
109	0	0	0
110	0	0	0
111	0	0	0
112	0	0	0

Precinct Totals by Race Report  
05/09/2000

393

Total Groups  
Monongalia

Race		LIB. CONVENTION DELEGATE AT-LARGE						
Precinct	Votes by Candidate							
	BOB MYERS	GREG HENSHALL	JEFF ROBINSON	JOE WHELAN	JOHN K. BROWN	JOHN R. (Rick) BARTLETT	JOY JOHNSON	
081 PRECINCT 83A	0	0	0	0	0	0	0	
082 PRECINCT 83B	0	0	0	0	0	0	0	
083 PRECINCT 84	0	0	0	0	0	0	0	
084 PRECINCT 85	0	0	0	0	0	0	0	
085 PRECINCT 86	0	0	0	0	0	0	0	
086 PRECINCT 87A	0	0	0	0	0	0	0	
087 PRECINCT 87B	0	0	0	0	0	0	0	
088 PRECINCT 88	0	0	0	0	0	0	0	
089 PRECINCT 90	3	3	1	2	3	1	2	
090 PRECINCT 91	0	0	0	0	0	0	0	
091 PRECINCT 92	1	1	1	1	0	1	1	
Absentee	0	0	0	0	0	0	0	
Total	20	15	14	12	17	13	15	

Precinct Totals by Race Report  
05/09/2000

395

All Total Groups  
Monongalia

<u>Race</u>		<u>Votes by Candidate</u>			
BOARD OF EDUCATION					
<u>Precinct</u>		JOE STRAKAL	MICHAEL T. YURA	NANCY ANN WALKER	Total
001 PRECINCT 1		88	158	165	411
002 PRECINCT 2		75	140	139	354
003 PRECINCT 3		31	87	101	219
004 PRECINCT 4		74	169	154	397
005 PRECINCT 5		28	109	107	244
006 PRECINCT 6		19	25	28	72
007 PRECINCT 7		19	30	39	88
008 PRECINCT 8		40	108	108	256
009 PRECINCT 9		42	97	108	247
010 PRECINCT 10		5	13	13	31
011 PRECINCT 12		12	17	21	50
012 PRECINCT 13		23	44	53	120
013 PRECINCT 14		25	37	45	107
014 PRECINCT 15		56	107	116	279
015 PRECINCT 16		38	80	88	206
016 PRECINCT 17		50	69	78	197
017 PRECINCT 18		10	12	17	39
018 PRECINCT 20		17	22	34	73
019 PRECINCT 21		24	45	46	115
020 PRECINCT 22		2	17	15	34

394

RICHARD KERR	WALLACE D. JOHNSON	Total
0	0	0
0	0	0
0	0	0
0	0	0
0	0	0
0	0	0
0	0	0
0	0	0
0	0	0
3	3	21
0	0	0
0	0	6
0	0	0
26	15	147

Precinct Totals by Race Report  
05/09/2000

396

All Total Groups  
Monongalia

Race

**BOARD OF EDUCATION**

Precinct

Votes by Candidate

	JOE STRAKAL	MICHAEL T. YURA	NANCY ANN WALKER	Total
021 PRECINCT 23	38	139	136	313
022 PRECINCT 24	56	157	151	364
023 PRECINCT 25	88	99	102	289
024 PRECINCT 26	29	70	87	186
025 PRECINCT 27	46	110	111	267
026 PRECINCT 28	47	92	74	213
027 PRECINCT 29	49	85	73	207
028 PRECINCT 30	36	47	49	132
029 PRECINCT 31	58	89	116	263
030 PRECINCT 32	62	61	77	200
031 PRECINCT 33	75	109	130	314
032 PRECINCT 34	72	86	111	269
033 PRECINCT 35	61	68	75	204
034 PRECINCT 36	23	60	68	151
035 PRECINCT 37	58	73	93	224
036 PRECINCT 38A	76	125	137	338
037 PRECINCT 38B	61	127	130	318
038 PRECINCT 39	34	114	119	267
039 PRECINCT 40	32	27	32	91
040 PRECINCT 41	35	35	51	121

Precinct Totals by Race Report  
05/09/2000

397

Race

**BOARD OF EDUCATION**

Precinct

Votes by Candidate

JOE STRAKAL

MICHAEL T. YURA

NANCY ANN WALKER

Total

041 PRECINCT 42	66	52	68	186
042 PRECINCT 44	140	84	109	333
043 PRECINCT 46	79	46	48	173
044 PRECINCT 47	98	55	54	207
045 PRECINCT 48	54	36	44	134
046 PRECINCT 49	37	19	27	83
047 PRECINCT 51	55	38	35	128
048 PRECINCT 52	63	45	51	159
049 PRECINCT 53	50	42	49	141
050 PRECINCT 54	98	61	63	222
051 PRECINCT 55	68	47	65	180
052 PRECINCT 56	23	19	17	59
053 PRECINCT 58	27	21	25	73
054 PRECINCT 59	87	120	143	350
055 PRECINCT 60	27	51	49	127
056 PRECINCT 61A	66	112	121	299
057 PRECINCT 61B	53	66	87	206
058 PRECINCT 62A	38	97	97	232
059 PRECINCT 62B	57	75	91	223
060 PRECINCT 63	60	45	54	159

Precinct Totals by Race Report  
05/09/2000

398

All Total Groups  
Monongalia

Race	BOARD OF EDUCATION			
	Precinct	Votes by Candidate		Total
		JOE STRAKAL	MICHAEL T. YURA	NANCY ANN WALKER
	061 PRECINCT 64	41	48	58
	062 PRECINCT 67	87	95	118
	063 PRECINCT 68	93	78	109
	064 PRECINCT 69	86	102	111
	065 PRECINCT 70	57	78	91
	066 PRECINCT 71	55	71	88
	067 PRECINCT 72	53	40	58
	068 PRECINCT 73	89	89	111
	069 PRECINCT 74	78	59	77
	070 PRECINCT 75	56	55	78
	071 PRECINCT 76	7	19	21
	072 PRECINCT 77A	76	155	168
	073 PRECINCT 77B	64	125	137
	074 PRECINCT 78A	40	93	95
	075 PRECINCT 78B	29	65	74
	076 PRECINCT 79A	50	105	114
	077 PRECINCT 79B	47	153	156
	078 PRECINCT 80	59	90	106
	079 PRECINCT 81	50	102	119
	080 PRECINCT 82	44	48	69
				161

Precinct Totals by Race Report  
05/09/2000

399

All Total Groups  
Monongalia

<u>Race</u> <u>BOARD OF EDUCATION</u> <u>Precinct</u>	<u>Votes by Candidate</u>			<u>Total</u>
	JOE STRAKAL	MICHAEL T. YURA	NANCY ANN WALKER	
081 PRECINCT 83A	47	58	66	171
082 PRECINCT 83B	25	73	76	174
083 PRECINCT 84	38	81	88	207
084 PRECINCT 85	19	45	45	109
085 PRECINCT 86	43	159	156	358
086 PRECINCT 87A	21	69	74	164
087 PRECINCT 87B	32	68	70	170
088 PRECINCT 88	49	105	117	271
089 PRECINCT 90	31	90	98	219
090 PRECINCT 91	37	98	107	242
091 PRECINCT 92	111	103	111	325
Absentee	0	0	0	0
Total	4,574	6,909	7,660	19,143



## COMPARISON OF SCANNER &amp; RECOUNT TOTALS

PREC.	SCANNER	CLAYPOLE RECOUNT	DIFFERENCE	SCANNER	HOUSTON RECOUNT	DIFFERENCE	SCANNER	RECOUNT	DIFFERENCE	SCANNER	RECOUNT	DIFFERENCE
1	110	111	1	121	119	-2	120	119	-1	120	119	-1
2	82	81	-1	101	101	0	77	77	0	77	77	0
3	46	46	0	66	66	0	53	53	0	53	53	0
4	86	86	0	113	113	0	90	91	1	90	91	1
5	58	58	0	78	80	2	50	49	-1	50	49	-1
6	20	19	-1	11	11	0	18	18	0	18	18	0
7	27	29	2	22	26	4	23	25	2	23	25	2
8	56	55	-1	85	85	0	59	57	-2	59	57	-2
9	76	76	0	67	67	0	44	44	0	44	44	0
10	7	7	0	11	11	0	8	8	0	8	8	0
12	15	15	0	17	17	0	14	13	-1	14	13	-1
13	34	33	-1	30	30	0	25	25	0	25	25	0
14	26	26	0	37	37	0	34	34	0	34	34	0
15	65	65	0	84	85	1	88	86	-2	88	86	-2
16	52	52	0	54	54	0	56	56	0	56	56	0
17	60	60	0	63	63	0	51	51	0	51	51	0
18	8	9	1	7	8	1	9	10	1	9	10	1
20	18	18	0	29	29	0	22	22	0	22	22	0
21	23	23	0	30	30	0	29	29	0	29	29	0
22	14	14	0	18	18	0	10	10	0	10	10	0
23	66	66	0	104	104	0	78	79	1	78	79	1
24	48	48	0	99	99	0	76	76	0	76	76	0
25	110	110	0	83	84	1	107	108	1	107	108	1
26	45	45	0	60	60	0	44	44	0	44	44	0
27	66	66	0	70	70	0	67	67	0	67	67	0
28	52	52	0	69	67	-2	69	68	-1	69	68	-1
29	55	56	1	53	52	-1	59	59	0	59	59	0
30	45	45	0	40	39	-1	50	50	0	50	50	0

401

PREC.	SCANNER	CLAYPOLE		DIFFERENCE		HOUSTON		DIFFERENCE		BEACH		DIFFERENCE
		RECOUNT				RECOUNT				RECOUNT		
31	91	93	2		96	96	0		79	79	0	0
32	56	56	0		46	46	0		45	45	0	0
33	89	89	0		78	78	0		90	90	0	0
34	72	72	0		66	66	0		75	75	0	0
35	51	51	0		59	57	-2		56	54	-2	1
36	26	26	0		36	37	1		31	32	1	0
37	61	61	0		64	64	0		66	66	0	0
38A	94	94	0		88	88	0		91	91	0	0
38B	97	100	3		79	81	2		80	81	1	1
39	47	47	0		78	78	0		44	45	1	1
40	43	44	1		22	21	-1		32	30	-2	-2
41	30	30	0		24	24	0		48	48	0	0
42	71	71	0		40	40	0		70	70	0	0
44	125	125	0		86	87	1		106	106	0	0
46	75	74	-1		47	48	1		51	51	0	0
47	85	89	4		58	63	5		75	75	0	0
48	65	66	1		36	36	0		52	52	0	0
49	21	21	0		16	16	0		24	24	0	0
51	46	46	0		24	24	0		52	52	0	0
52	64	64	0		42	42	0		76	76	0	0
53	42	41	-1		35	34	-1		51	53	2	2
54	67	67	0		43	42	-1		79	79	0	0
55	65	65	0		31	32	1		69	69	0	0
56	21	21	0		13	13	0		18	18	0	0
58	25	25	0		15	15	0		22	22	0	0
59	91	91	0		88	88	0		101	101	0	0
60	44	44	0		40	39	-1		50	50	0	0
61A	82	80	-2		81	79	-2		88	88	0	0
61B	62	63	1		60	61	1		62	62	0	0
63	39	40	1		41	41	0		45	45	0	0

PREC.	SCANNER	CLAYPOLE RECOUNT	DIFFERENCE	SCANNER	HOUSTON RECOUNT	DIFFERENCE	SCANNER	BEACH RECOUNT	DIFFERENCE
64	55	55	0	40	40	0	45	45	0
67	131	131	0	86	86	0	106	107	1
68	74	74	0	61	61	0	74	73	-1
69	112	113	1	88	89	1	104	104	0
70	71	71	0	61	61	0	59	59	0
71	68	70	2	63	65	2	69	69	0
72	85	85	0	58	58	0	47	47	0
73	104	106	2	81	82	1	94	97	3
74	101	102	1	58	59	1	71	69	-2
75	68	68	0	60	60	0	66	66	0
76	8	8	0	13	13	0	6	6	0
77A	69	71	2	116	116	0	92	92	0
77B	61	61	0	80	80	0	70	70	0
78A	52	50	-2	61	61	0	57	56	-1
78B	28	28	0	37	36	-1	32	32	0
79A	54	53	-1	71	71	0	52	52	0
79B	66	67	1	93	93	0	84	84	0
80	56	57	1	61	62	1	71	71	0
81	63	63	0	79	79	0	64	64	0
82	40	41	1	48	48	0	42	42	0
83A	42	42	0	64	64	0	58	58	0
83B	52	52	0	53	54	1	48	48	0
84	51	51	0	52	52	0	49	48	-1
85	23	23	0	27	27	0	27	28	1
86	60	60	0	98	98	0	79	78	-1
87A	26	26	0	36	36	0	41	41	0
87B	42	42	0	45	45	0	31	31	0
88	53	54	1	83	87	4	75	77	2
90	32	31	-1	63	63	0	40	40	0
91	57	56	-1	74	74	0	55	53	-2

403

		CLAYPOLE			HOUSTON			BEACH	
PREC.	SCANNER	RECOUNT	DIFFERENCE	SCANNER	RECOUNT	DIFFERENCE	SCANNER	RECOUNT	DIFFERENCE
92	110	111	1	82	83	1	98	98	0
	5,131	5,149	18	5,146	5,164	18	5,164	5,162	-2

Houston over Claypole

5,164  
-5,149  
15

Houston over Beach

5,164  
-5,162  
2

TOTALS	BEACH	CLAYPOLE	HOUSTON
	5,162	5,149	5,164