

DEM. PRESIDENT

0

MONONGALIA COUNTY, WEST VIRGINIA
PRIMARY ELECTION
MAY 14, 1996

L L B C
Y a I L
N R L I
D O L N
O U T
N C O
H H
.
J
R
.

VOTES
CAST

ALL DISTRICTS

001	PRECINCT 1	216	20	171
002	PRECINCT 2	263	30	206
003	PRECINCT 3	154	11	128
004	PRECINCT 4	251	14	205
005	PRECINCT 5	219	12	189
006	PRECINCT 6	62	6	49
007	PRECINCT 7	85	5	75
008	PRECINCT 8	185	14	163
009	PRECINCT 9	178	16	145
010	PRECINCT 10	53	3	48
011	PRECINCT 12	48	5	39
012	PRECINCT 13	119	10	99
013	PRECINCT 14	103	8	88
014	PRECINCT 15	195	29	153
015	PRECINCT 16	148	8	123
016	PRECINCT 17	133	13	105
017	PRECINCT 18	30	2	26
018	PRECINCT 20	77	10	57
019	PRECINCT 21	74	10	53
020	PRECINCT 22	36	5	27
021	PRECINCT 23	212	24	161
022	PRECINCT 24	195	21	148
023	PRECINCT 25	274	35	216
024	PRECINCT 26	130	13	85
025	PRECINCT 27	152	20	117
026	PRECINCT 28	151	18	110
027	PRECINCT 29	153	13	117
028	PRECINCT 30	105	11	74
029	PRECINCT 31	227	21	182
030	PRECINCT 32	148	25	114
031	PRECINCT 35	216	34	156
032	PRECINCT 36	67	13	44
033	PRECINCT 39	174	20	136
034	PRECINCT 40	71	9	56
035	PRECINCT 41	74	7	63
036	PRECINCT 42	123	13	107
037	PRECINCT 44	227	26	172
038	PRECINCT 46	175	33	125
039	PRECINCT 47	213	30	162
040	PRECINCT 48	150	14	119
041	PRECINCT 49	59	14	35
042	PRECINCT 51	111	11	93

043 PRECINCT 52	124	13	99
044 PRECINCT 53	112	16	81
045 PRECINCT 54	152	27	111
046 PRECINCT 55	132	20	98
047 PRECINCT 56	31	3	26
048 PRECINCT 58	38	9	22
049 PRECINCT 70	200	19	159
050 PRECINCT 71	198	19	154
051 PRECINCT 72	139	15	111
052 PRECINCT 73	247	46	179
053 PRECINCT 74	203	28	150
054 PRECINCT 75	140	23	106
055 PRECINCT 76	44	8	33
056 PRECINCT 79A	165	24	118
057 PRECINCT 79B	210	29	148
058 PRECINCT 80	163	24	122
059 PRECINCT 81	159	21	118
060 PRECINCT 82	118	18	81
061 PRECINCT 83	286	34	226
062 PRECINCT 84	122	11	98
063 PRECINCT 86	192	13	162
064 PRECINCT 87	216	26	164
065 PRECINCT 88	164	11	136
066 PRECINCT 90	105	9	76
067 PRECINCT 91	164	22	118
068 PRECINCT 92	218	23	175
069 PRECINCT 33	237	37	174
070 PRECINCT 34	175	30	117
071 PRECINCT 37	149	26	104
072 PRECINCT 38	414	70	277
073 PRECINCT 59	219	25	173
074 PRECINCT 60	97	12	76
075 PRECINCT 61	327	51	229
076 PRECINCT 63	97	13	68
077 PRECINCT 64	123	12	100
078 PRECINCT 67	254	42	182
079 PRECINCT 68	204	32	143
080 PRECINCT 69	241	37	181
081 PRECINCT 77B	185	26	131
082 PRECINCT 77A	200	28	138
083 PRECINCT 78	266	32	204
084 PRECINCT 85	79	8	55
085 PRECINCT 62	291	36	228

TOTAL			
ALL DISTRICTS	13636	1684	10392

RACE TOTALS	13636	1684	10392
-------------	-------	------	-------

DEM. U.S. SENATOR
0

MONONGALIA COUNTY, WEST VIRGINIA
PRIMARY ELECTION
MAY 14, 1996

J R B B
A O R A
Y C K U R
E F E I
L L L A
L L L
E
R

VOTES
CAST

ALL DISTRICTS

001	PRECINCT 1	216	188	24
002	PRECINCT 2	263	221	30
003	PRECINCT 3	154	133	12
004	PRECINCT 4	251	223	15
005	PRECINCT 5	219	192	18
006	PRECINCT 6	62	51	9
007	PRECINCT 7	85	71	10
008	PRECINCT 8	185	162	16
009	PRECINCT 9	178	153	15
010	PRECINCT 10	53	46	4
011	PRECINCT 12	48	41	4
012	PRECINCT 13	119	103	12
013	PRECINCT 14	103	91	10
014	PRECINCT 15	195	157	28
015	PRECINCT 16	148	130	10
016	PRECINCT 17	133	116	13
017	PRECINCT 18	30	22	5
018	PRECINCT 20	77	58	12
019	PRECINCT 21	74	61	12
020	PRECINCT 22	36	33	2
021	PRECINCT 23	212	172	31
022	PRECINCT 24	195	164	20
023	PRECINCT 25	274	235	28
024	PRECINCT 26	130	104	18
025	PRECINCT 27	152	125	19
026	PRECINCT 28	151	132	15
027	PRECINCT 29	153	121	22
028	PRECINCT 30	105	86	10
029	PRECINCT 31	227	194	25
030	PRECINCT 32	148	121	18
031	PRECINCT 35	216	178	34
032	PRECINCT 36	67	56	10
033	PRECINCT 39	174	148	12
034	PRECINCT 40	71	56	8
035	PRECINCT 41	74	68	6
036	PRECINCT 42	123	110	11
037	PRECINCT 44	227	193	20
038	PRECINCT 46	175	146	23
039	PRECINCT 47	213	182	21
040	PRECINCT 48	150	126	15
041	PRECINCT 49	59	45	9
042	PRECINCT 51	111	93	13
043	PRECINCT 52	124	108	9
044	PRECINCT 53	112	95	13

045	PRECINCT	54	152	131	17
046	PRECINCT	55	132	117	8
047	PRECINCT	56	31	28	3
048	PRECINCT	58	38	25	9
049	PRECINCT	70	200	164	29
050	PRECINCT	71	198	163	28
051	PRECINCT	72	139	127	9
052	PRECINCT	73	247	196	42
053	PRECINCT	74	203	171	17
054	PRECINCT	75	140	111	23
055	PRECINCT	76	44	38	4
056	PRECINCT	79A	165	140	19
057	PRECINCT	79B	210	173	29
058	PRECINCT	80	163	128	28
059	PRECINCT	81	159	138	14
060	PRECINCT	82	118	90	16
061	PRECINCT	83	286	250	25
062	PRECINCT	84	122	103	14
063	PRECINCT	86	192	166	16
064	PRECINCT	87	216	180	27
065	PRECINCT	88	164	138	19
066	PRECINCT	90	105	86	13
067	PRECINCT	91	164	121	29
068	PRECINCT	92	218	189	21
069	PRECINCT	33	237	202	26
070	PRECINCT	34	175	139	31
071	PRECINCT	37	149	118	26
072	PRECINCT	38	414	330	54
073	PRECINCT	59	219	173	39
074	PRECINCT	60	97	77	14
075	PRECINCT	61	327	257	50
076	PRECINCT	63	97	84	7
077	PRECINCT	64	123	106	13
078	PRECINCT	67	254	198	42
079	PRECINCT	68	204	159	33
080	PRECINCT	69	241	208	29
081	PRECINCT	77B	185	161	19
082	PRECINCT	77A	200	167	24
083	PRECINCT	78	266	228	28
084	PRECINCT	85	79	58	16
085	PRECINCT	62	291	247	35

TOTAL					
ALL DISTRICTS			13636	11395	1616

RACE TOTALS			13636	11395	1616
-------------	--	--	-------	-------	------

DEM. U.S. REPRESENTATIVE DIST. 1
0

MONONGALIA COUNTY, WEST VIRGINIA
PRIMARY ELECTION
MAY 14, 1996

A M
L O
A L
N L
O
B H
. A
N

VOTES
CAST

ALL DISTRICTS

001	PRECINCT 1	216	176
002	PRECINCT 2	263	217
003	PRECINCT 3	154	120
004	PRECINCT 4	251	190
005	PRECINCT 5	219	170
006	PRECINCT 6	62	51
007	PRECINCT 7	85	67
008	PRECINCT 8	185	140
009	PRECINCT 9	178	141
010	PRECINCT 10	53	40
011	PRECINCT 12	48	37
012	PRECINCT 13	119	85
013	PRECINCT 14	103	85
014	PRECINCT 15	195	160
015	PRECINCT 16	148	104
016	PRECINCT 17	133	104
017	PRECINCT 18	30	17
018	PRECINCT 20	77	59
019	PRECINCT 21	74	56
020	PRECINCT 22	36	23
021	PRECINCT 23	212	159
022	PRECINCT 24	195	143
023	PRECINCT 25	274	219
024	PRECINCT 26	130	96
025	PRECINCT 27	152	127
026	PRECINCT 28	151	105
027	PRECINCT 29	153	110
028	PRECINCT 30	105	89
029	PRECINCT 31	227	194
030	PRECINCT 32	148	130
031	PRECINCT 35	216	167
032	PRECINCT 36	67	54
033	PRECINCT 39	174	132
034	PRECINCT 40	71	55
035	PRECINCT 41	74	66
036	PRECINCT 42	123	111
037	PRECINCT 44	227	179
038	PRECINCT 46	175	149
039	PRECINCT 47	213	172
040	PRECINCT 48	150	112
041	PRECINCT 49	59	43
042	PRECINCT 51	111	100
043	PRECINCT 52	124	106
044	PRECINCT 53	112	101
045	PRECINCT 54	152	135
046	PRECINCT 55	132	117
047	PRECINCT 56	31	26

048 PRECINCT 58	38	28
049 PRECINCT 70	200	155
050 PRECINCT 71	198	159
051 PRECINCT 72	139	117
052 PRECINCT 73	247	210
053 PRECINCT 74	203	156
054 PRECINCT 75	140	118
055 PRECINCT 76	44	38
056 PRECINCT 79A	165	135
057 PRECINCT 79B	210	166
058 PRECINCT 80	163	139
059 PRECINCT 81	159	134
060 PRECINCT 82	118	89
061 PRECINCT 83	286	242
062 PRECINCT 84	122	110
063 PRECINCT 86	192	162
064 PRECINCT 87	216	179
065 PRECINCT 88	164	135
066 PRECINCT 90	105	83
067 PRECINCT 91	164	126
068 PRECINCT 92	218	177
069 PRECINCT 33	237	208
070 PRECINCT 34	175	144
071 PRECINCT 37	149	121
072 PRECINCT 38	414	328
073 PRECINCT 59	219	180
074 PRECINCT 60	97	79
075 PRECINCT 61	327	259
076 PRECINCT 63	97	89
077 PRECINCT 64	123	108
078 PRECINCT 67	254	208
079 PRECINCT 68	204	164
080 PRECINCT 69	241	202
081 PRECINCT 77B	185	164
082 PRECINCT 77A	200	164
083 PRECINCT 78	266	210
084 PRECINCT 85	79	65
085 PRECINCT 62	291	233

TOTAL

ALL DISTRICTS

13636

11023

RACE TOTALS

1

13636

11023

MONONGALIA COUNTY, WEST VIRGINIA
PRIMARY ELECTION
MAY 14, 1996

Page 7

GOVERNOR

VOTES
CAST

ALL DISTRICTS

001 PRECINCT 1	216	1	70	0	1	1
002 PRECINCT 2	263	2	109	1	1	1
003 PRECINCT 3	154	0	63	1	0	4
004 PRECINCT 4	251	3	125	1	0	1
005 PRECINCT 5	219	0	121	1	0	0
006 PRECINCT 6	62	0	30	0	0	2
007 PRECINCT 7	85	0	47	1	0	2
008 PRECINCT 8	185	0	90	0	0	2
009 PRECINCT 9	178	0	67	2	0	0
010 PRECINCT 10	53	0	28	0	0	0
011 PRECINCT 12	48	0	23	0	0	0
012 PRECINCT 13	119	1	60	1	1	0
013 PRECINCT 14	103	0	43	1	0	0
014 PRECINCT 15	195	4	86	0	0	1
015 PRECINCT 16	148	0	58	3	0	2
016 PRECINCT 17	133	1	64	0	0	0
017 PRECINCT 18	30	0	17	0	0	0
018 PRECINCT 20	77	0	38	0	0	0
019 PRECINCT 21	74	0	25	0	0	0
020 PRECINCT 22	36	1	16	1	0	0
021 PRECINCT 23	212	0	62	1	1	3
022 PRECINCT 24	195	0	83	1	1	4
023 PRECINCT 25	274	4	102	1	0	0
024 PRECINCT 26	130	0	54	0	0	0
025 PRECINCT 27	152	1	65	0	1	3
026 PRECINCT 28	151	0	51	2	0	4
027 PRECINCT 29	153	1	62	1	0	2
028 PRECINCT 30	105	0	41	0	0	0
029 PRECINCT 31	227	5	97	1	2	0
030 PRECINCT 32	148	2	61	0	0	0
031 PRECINCT 35	216	0	80	0	1	1
032 PRECINCT 36	67	0	23	1	0	0
033 PRECINCT 39	174	1	56	0	0	1
034 PRECINCT 40	71	0	45	0	0	1
035 PRECINCT 41	74	1	31	1	1	0
036 PRECINCT 42	123	0	54	1	0	0
037 PRECINCT 44	227	3	104	1	1	2
038 PRECINCT 46	175	1	100	0	0	1
039 PRECINCT 47	213	2	81	2	0	1
040 PRECINCT 48	150	1	75	1	0	0
041 PRECINCT 49	59	0	21	0	1	0

591

042 PRECINCT 51	111	1	62	0	0	0	0
043 PRECINCT 52	124	0	67	0	1	1	0
044 PRECINCT 53	112	3	41	2	3	0	0
045 PRECINCT 54	152	6	61	1	0	2	0
046 PRECINCT 55	132	1	56	1	0	2	0
047 PRECINCT 56	31	1	18	1	0	0	0
048 PRECINCT 58	38	0	15	1	0	0	0
049 PRECINCT 70	200	2	81	0	0	0	0
050 PRECINCT 71	198	0	91	0	0	0	0
051 PRECINCT 72	139	2	64	2	0	0	0
052 PRECINCT 73	247	0	91	2	2	0	0
053 PRECINCT 74	203	4	79	3	0	0	0
054 PRECINCT 75	140	1	44	0	1	0	0
055 PRECINCT 76	44	0	20	1	0	0	0
056 PRECINCT 79A	165	0	73	2	0	0	0
057 PRECINCT 79B	210	0	76	0	1	1	0
058 PRECINCT 80	163	2	69	1	0	0	0
059 PRECINCT 81	159	1	57	1	0	1	0
060 PRECINCT 82	118	2	53	3	0	2	0
061 PRECINCT 83	286	1	118	1	0	1	0
062 PRECINCT 84	122	0	46	0	1	0	0
063 PRECINCT 86	192	0	78	0	0	3	0
064 PRECINCT 87	216	1	59	1	0	3	0
065 PRECINCT 88	164	2	62	1	0	0	0
066 PRECINCT 90	105	0	34	1	0	0	0
067 PRECINCT 91	164	0	61	1	1	0	0
068 PRECINCT 92	218	3	88	1	2	0	0
069 PRECINCT 33	237	4	95	1	0	0	0
070 PRECINCT 34	175	3	74	4	0	1	0
071 PRECINCT 37	149	1	74	0	1	0	0
072 PRECINCT 38	414	1	163	0	1	0	0
073 PRECINCT 59	219	1	94	1	0	1	0
074 PRECINCT 60	97	1	37	0	0	0	0
075 PRECINCT 61	327	2	141	2	0	3	0
076 PRECINCT 63	97	2	37	0	1	0	0
077 PRECINCT 64	123	0	59	1	1	2	0
078 PRECINCT 67	254	6	101	2	2	2	0
079 PRECINCT 68	204	2	71	1	1	1	0
080 PRECINCT 69	241	3	74	0	2	1	0
081 PRECINCT 77B	185	1	76	1	1	1	0
082 PRECINCT 77A	200	2	78	0	1	0	0
083 PRECINCT 78	266	0	99	1	0	3	0
084 PRECINCT 85	79	0	33	0	0	0	0
085 PRECINCT 62	291	6	135	1	1	3	0
<hr/>							
TOTAL							
ALL DISTRICTS	13636	103	5633	69	36	73	

DEM. GOVERNOR

MONONGALIA COUNTY, WEST VIRGINIA
PRIMARY ELECTION
MAY 14, 1996

Page 1
593

J I	B B	L B	F R	F S
O I	O A	A A	R O	R C
E I	B B	R I	A C	E H
	E	R L	N C	D E
M	H R	I E	K H	L
A	E	E Y	I E	L L
M	N		E T	.
C	R		T	
H	Y		I	
I				
M				

VOTES
CAST

ALL DISTRICTS

001 PRECINCT 1	216	83	0	13	0	0
002 PRECINCT 2	263	101	1	13	0	0
003 PRECINCT 3	154	43	1	17	0	0
004 PRECINCT 4	251	65	0	13	1	2
005 PRECINCT 5	219	63	0	9	1	0
006 PRECINCT 6	62	23	0	1	0	0
007 PRECINCT 7	85	20	1	4	1	0
008 PRECINCT 8	185	50	0	9	1	0
009 PRECINCT 9	178	80	0	6	0	0
010 PRECINCT 10	53	17	0	5	0	0
011 PRECINCT 12	48	17	0	5	0	0
012 PRECINCT 13	119	36	0	8	0	0
013 PRECINCT 14	103	33	2	12	0	0
014 PRECINCT 15	195	66	0	7	0	0
015 PRECINCT 16	148	57	0	10	0	0
016 PRECINCT 17	133	40	0	5	0	2
017 PRECINCT 18	30	7	0	2	0	0
018 PRECINCT 20	77	26	0	3	0	0
019 PRECINCT 21	74	33	1	1	0	0
020 PRECINCT 22	36	9	0	3	0	0
021 PRECINCT 23	212	94	1	12	0	1
022 PRECINCT 24	195	70	0	10	0	1
023 PRECINCT 25	274	128	1	9	0	0
024 PRECINCT 26	130	48	0	6	0	0
025 PRECINCT 27	152	52	0	11	0	0
026 PRECINCT 28	151	57	1	14	1	0
027 PRECINCT 29	153	63	0	6	1	0
028 PRECINCT 30	105	53	1	4	0	0
029 PRECINCT 31	227	73	2	14	1	2
030 PRECINCT 32	148	53	0	9	1	1
031 PRECINCT 35	216	85	1	12	0	1
032 PRECINCT 36	67	32	0	3	0	0
033 PRECINCT 39	174	91	0	11	0	0
034 PRECINCT 40	71	14	0	7	0	0
035 PRECINCT 41	74	25	0	4	0	1
036 PRECINCT 42	123	51	1	9	0	1
037 PRECINCT 44	227	74	0	6	0	0
038 PRECINCT 46	175	41	0	7	0	2
039 PRECINCT 47	213	82	0	13	0	0
040 PRECINCT 48	150	53	1	1	0	0
041 PRECINCT 49	59	19	0	2	0	0

042 PRECINCT 51	111	34	1	4	0	2
043 PRECINCT 52	124	40	0	4	0	0
044 PRECINCT 53	112	49	0	6	0	0
045 PRECINCT 54	152	57	0	10	0	0
046 PRECINCT 55	132	48	1	6	0	1
047 PRECINCT 56	31	6	0	2	0	0
048 PRECINCT 58	38	13	0	0	0	0
049 PRECINCT 70	200	75	0	7	0	0
050 PRECINCT 71	198	73	1	10	0	0
051 PRECINCT 72	139	61	0	3	1	0
052 PRECINCT 73	247	96	1	16	0	1
053 PRECINCT 74	203	74	0	8	0	0
054 PRECINCT 75	140	61	0	16	1	1
055 PRECINCT 76	44	14	0	7	0	0
056 PRECINCT 79A	165	65	0	4	0	3
057 PRECINCT 79B	210	85	2	6	0	0
058 PRECINCT 80	163	67	0	7	0	0
059 PRECINCT 81	159	45	5	10	1	1
060 PRECINCT 82	118	21	0	9	0	2
061 PRECINCT 83	286	118	1	15	0	1
062 PRECINCT 84	122	41	0	9	0	0
063 PRECINCT 86	192	57	2	13	0	0
064 PRECINCT 87	216	106	2	22	0	0
065 PRECINCT 88	164	71	0	2	0	0
066 PRECINCT 90	105	43	0	5	0	0
067 PRECINCT 91	164	70	0	3	0	0
068 PRECINCT 92	218	73	1	13	1	0
069 PRECINCT 33	237	89	1	7	0	1
070 PRECINCT 34	175	57	2	9	0	0
071 PRECINCT 37	149	38	2	13	0	1
072 PRECINCT 38	414	155	5	25	0	0
073 PRECINCT 59	219	67	0	15	0	3
074 PRECINCT 60	97	33	0	6	0	0
075 PRECINCT 61	327	98	1	18	1	0
076 PRECINCT 63	97	39	0	6	1	0
077 PRECINCT 64	123	37	0	4	0	0
078 PRECINCT 67	254	80	3	14	1	0
079 PRECINCT 68	204	83	1	9	0	0
080 PRECINCT 69	241	97	0	12	1	2
081 PRECINCT 77B	185	70	0	12	0	0
082 PRECINCT 77A	200	82	1	9	1	0
083 PRECINCT 78	266	109	0	8	0	1
084 PRECINCT 85	79	30	0	3	0	0
085 PRECINCT 62	291	85	1	17	0	0
<hr/>						
TOTAL						
ALL DISTRICTS	13636	4939	49	720	17	34

DEM. GOVERNOR
0MONONGALIA COUNTY, WEST VIRGINIA
PRIMARY ELECTION
MAY 14, 1996J L
I E
M E
SVOTES
CAST

ALL DISTRICTS

001	PRECINCT 1	216	44
002	PRECINCT 2	263	29
003	PRECINCT 3	154	23
004	PRECINCT 4	251	31
005	PRECINCT 5	219	21
006	PRECINCT 6	62	4
007	PRECINCT 7	85	7
008	PRECINCT 8	185	31
009	PRECINCT 9	178	16
010	PRECINCT 10	53	3
011	PRECINCT 12	48	3
012	PRECINCT 13	119	10
013	PRECINCT 14	103	11
014	PRECINCT 15	195	28
015	PRECINCT 16	148	9
016	PRECINCT 17	133	17
017	PRECINCT 18	30	4
018	PRECINCT 20	77	7
019	PRECINCT 21	74	9
020	PRECINCT 22	36	3
021	PRECINCT 23	212	34
022	PRECINCT 24	195	21
023	PRECINCT 25	274	22
024	PRECINCT 26	130	19
025	PRECINCT 27	152	19
026	PRECINCT 28	151	20
027	PRECINCT 29	153	11
028	PRECINCT 30	105	4
029	PRECINCT 31	227	18
030	PRECINCT 32	148	16
031	PRECINCT 35	216	30
032	PRECINCT 36	67	7
033	PRECINCT 39	174	12
034	PRECINCT 40	71	2
035	PRECINCT 41	74	10
036	PRECINCT 42	123	5
037	PRECINCT 44	227	32
038	PRECINCT 46	175	17
039	PRECINCT 47	213	27
040	PRECINCT 48	150	9
041	PRECINCT 49	59	11
042	PRECINCT 51	111	6
043	PRECINCT 52	124	9
044	PRECINCT 53	112	3
045	PRECINCT 54	152	12
046	PRECINCT 55	132	13
047	PRECINCT 56	31	3
048	PRECINCT 58	38	7
049	PRECINCT 70	200	27

050 PRECINCT 71	198	15
051 PRECINCT 72	139	3
052 PRECINCT 73	247	31
053 PRECINCT 74	203	27
054 PRECINCT 75	140	12
055 PRECINCT 76	44	1
056 PRECINCT 79A	165	17
057 PRECINCT 79B	210	36
058 PRECINCT 80	163	15
059 PRECINCT 81	159	25
060 PRECINCT 82	118	23
061 PRECINCT 83	286	22
062 PRECINCT 84	122	22
063 PRECINCT 86	192	33
064 PRECINCT 87	216	18
065 PRECINCT 88	164	22
066 PRECINCT 90	105	19
067 PRECINCT 91	164	22
068 PRECINCT 92	218	28
069 PRECINCT 33	237	32
070 PRECINCT 34	175	19
071 PRECINCT 37	149	15
072 PRECINCT 38	414	48
073 PRECINCT 59	219	34
074 PRECINCT 60	97	16
075 PRECINCT 61	327	51
076 PRECINCT 63	97	7
077 PRECINCT 64	123	19
078 PRECINCT 67	254	37
079 PRECINCT 68	204	29
080 PRECINCT 69	241	39
081 PRECINCT 77B	185	19
082 PRECINCT 77A	200	19
083 PRECINCT 78	266	40
084 PRECINCT 85	79	9
085 PRECINCT 62	291	36

TOTAL		
ALL DISTRICTS	13636	1596

RACE TOTALS	13636	1596
-------------	-------	------

DEM. SECRETARY OF STATE

0

MONONGALIA COUNTY, WEST VIRGINIA
 PRIMARY ELECTION
 MAY 14, 1996

K H
 E E
 N C
 H
 L
 E
 R

VOTES
 CAST

ALL DISTRICTS

001 PRECINCT 1	216	183
002 PRECINCT 2	263	215
003 PRECINCT 3	154	119
004 PRECINCT 4	251	194
005 PRECINCT 5	219	167
006 PRECINCT 6	62	49
007 PRECINCT 7	85	64
008 PRECINCT 8	185	153
009 PRECINCT 9	178	142
010 PRECINCT 10	53	42
011 PRECINCT 12	48	38
012 PRECINCT 13	119	84
013 PRECINCT 14	103	92
014 PRECINCT 15	195	166
015 PRECINCT 16	148	108
016 PRECINCT 17	133	104
017 PRECINCT 18	30	23
018 PRECINCT 20	77	54
019 PRECINCT 21	74	48
020 PRECINCT 22	36	30
021 PRECINCT 23	212	162
022 PRECINCT 24	195	147
023 PRECINCT 25	274	206
024 PRECINCT 26	130	97
025 PRECINCT 27	152	127
026 PRECINCT 28	151	114
027 PRECINCT 29	153	111
028 PRECINCT 30	105	82
029 PRECINCT 31	227	186
030 PRECINCT 32	148	124
031 PRECINCT 35	216	166
032 PRECINCT 36	67	52
033 PRECINCT 39	174	127
034 PRECINCT 40	71	52
035 PRECINCT 41	74	64
036 PRECINCT 42	123	107
037 PRECINCT 44	227	171
038 PRECINCT 46	175	136
039 PRECINCT 47	213	174
040 PRECINCT 48	150	113
041 PRECINCT 49	59	48
042 PRECINCT 51	111	90
043 PRECINCT 52	124	100
044 PRECINCT 53	112	95
045 PRECINCT 54	152	129
046 PRECINCT 55	132	106
047 PRECINCT 56	31	28
048 PRECINCT 58	38	26

049	PRECINCT 70	200	161
050	PRECINCT 71	198	165
051	PRECINCT 72	139	116
052	PRECINCT 73	247	204
053	PRECINCT 74	203	151
054	PRECINCT 75	140	114
055	PRECINCT 76	44	38
056	PRECINCT 79A	165	129
057	PRECINCT 79B	210	163
058	PRECINCT 80	163	133
059	PRECINCT 81	159	123
060	PRECINCT 82	118	89
061	PRECINCT 83	286	224
062	PRECINCT 84	122	111
063	PRECINCT 86	192	150
064	PRECINCT 87	216	176
065	PRECINCT 88	164	130
066	PRECINCT 90	105	81
067	PRECINCT 91	164	118
068	PRECINCT 92	218	178
069	PRECINCT 33	237	193
070	PRECINCT 34	175	143
071	PRECINCT 37	149	121
072	PRECINCT 38	414	324
073	PRECINCT 59	219	191
074	PRECINCT 60	97	76
075	PRECINCT 61	327	254
076	PRECINCT 63	97	86
077	PRECINCT 64	123	103
078	PRECINCT 67	254	201
079	PRECINCT 68	204	152
080	PRECINCT 69	241	187
081	PRECINCT 77B	185	160
082	PRECINCT 77A	200	149
083	PRECINCT 78	266	206
084	PRECINCT 85	79	58
085	PRECINCT 62	291	237

TOTAL		
ALL DISTRICTS	13636	10810

RACE TOTALS	13636	10810
-------------	-------	-------

DEM. AUDITOR
0

MONONGALIA COUNTY, WEST VIRGINIA
PRIMARY ELECTION
MAY 14, 1996

G I
L I
E I
N

B
.

G
A
I
N
E
R

VOTES
CAST

ALL DISTRICTS

001	PRECINCT 1	216	180
002	PRECINCT 2	263	204
003	PRECINCT 3	154	115
004	PRECINCT 4	251	188
005	PRECINCT 5	219	156
006	PRECINCT 6	62	47
007	PRECINCT 7	85	60
008	PRECINCT 8	185	134
009	PRECINCT 9	178	135
010	PRECINCT 10	53	41
011	PRECINCT 12	48	30
012	PRECINCT 13	119	84
013	PRECINCT 14	103	87
014	PRECINCT 15	195	156
015	PRECINCT 16	148	99
016	PRECINCT 17	133	100
017	PRECINCT 18	30	20
018	PRECINCT 20	77	50
019	PRECINCT 21	74	53
020	PRECINCT 22	36	30
021	PRECINCT 23	212	159
022	PRECINCT 24	195	133
023	PRECINCT 25	274	207
024	PRECINCT 26	130	93
025	PRECINCT 27	152	122
026	PRECINCT 28	151	112
027	PRECINCT 29	153	107
028	PRECINCT 30	105	82
029	PRECINCT 31	227	178
030	PRECINCT 32	148	126
031	PRECINCT 35	216	167
032	PRECINCT 36	67	52
033	PRECINCT 39	174	122
034	PRECINCT 40	71	52
035	PRECINCT 41	74	62
036	PRECINCT 42	123	104
037	PRECINCT 44	227	167
038	PRECINCT 46	175	134
039	PRECINCT 47	213	166
040	PRECINCT 48	150	113
041	PRECINCT 49	59	44

042	PRECINCT	51	111	89
043	PRECINCT	52	124	100
044	PRECINCT	53	112	87
045	PRECINCT	54	152	124
046	PRECINCT	55	132	105
047	PRECINCT	56	31	26
048	PRECINCT	58	38	25
049	PRECINCT	70	200	154
050	PRECINCT	71	198	162
051	PRECINCT	72	139	113
052	PRECINCT	73	247	202
053	PRECINCT	74	203	157
054	PRECINCT	75	140	108
055	PRECINCT	76	44	35
056	PRECINCT	79A	165	127
057	PRECINCT	79B	210	162
058	PRECINCT	80	163	120
059	PRECINCT	81	159	117
060	PRECINCT	82	118	89
061	PRECINCT	83	286	220
062	PRECINCT	84	122	109
063	PRECINCT	86	192	149
064	PRECINCT	87	216	171
065	PRECINCT	88	164	131
066	PRECINCT	90	105	78
067	PRECINCT	91	164	112
068	PRECINCT	92	218	173
069	PRECINCT	33	237	190
070	PRECINCT	34	175	138
071	PRECINCT	37	149	118
072	PRECINCT	38	414	311
073	PRECINCT	59	219	183
074	PRECINCT	60	97	77
075	PRECINCT	61	327	250
076	PRECINCT	63	97	80
077	PRECINCT	64	123	106
078	PRECINCT	67	254	199
079	PRECINCT	68	204	157
080	PRECINCT	69	241	185
081	PRECINCT	77B	185	148
082	PRECINCT	77A	200	149
083	PRECINCT	78	266	197
084	PRECINCT	85	79	57
085	PRECINCT	62	291	224

TOTAL		
ALL DISTRICTS	13636	10485

RACE TOTALS	13636	10485
-------------	-------	-------

DEM. TREASURER
0

MONONGALIA COUNTY, WEST VIRGINIA
PRIMARY ELECTION
MAY 14, 1996

J P
O E
H R
N D
U
D E
.

VOTES
CAST

ALL DISTRICTS

001	PRECINCT 1	216	162
002	PRECINCT 2	263	193
003	PRECINCT 3	154	101
004	PRECINCT 4	251	165
005	PRECINCT 5	219	138
006	PRECINCT 6	62	44
007	PRECINCT 7	85	58
008	PRECINCT 8	185	125
009	PRECINCT 9	178	119
010	PRECINCT 10	53	41
011	PRECINCT 12	48	27
012	PRECINCT 13	119	76
013	PRECINCT 14	103	85
014	PRECINCT 15	195	146
015	PRECINCT 16	148	87
016	PRECINCT 17	133	97
017	PRECINCT 18	30	20
018	PRECINCT 20	77	43
019	PRECINCT 21	74	50
020	PRECINCT 22	36	24
021	PRECINCT 23	212	139
022	PRECINCT 24	195	124
023	PRECINCT 25	274	191
024	PRECINCT 26	130	82
025	PRECINCT 27	152	110
026	PRECINCT 28	151	102
027	PRECINCT 29	153	97
028	PRECINCT 30	105	74
029	PRECINCT 31	227	166
030	PRECINCT 32	148	115
031	PRECINCT 35	216	158
032	PRECINCT 36	67	43
033	PRECINCT 39	174	115
034	PRECINCT 40	71	50
035	PRECINCT 41	74	58
036	PRECINCT 42	123	98
037	PRECINCT 44	227	163
038	PRECINCT 46	175	132
039	PRECINCT 47	213	163
040	PRECINCT 48	150	107
041	PRECINCT 49	59	42
042	PRECINCT 51	111	88
043	PRECINCT 52	124	94
044	PRECINCT 53	112	79
045	PRECINCT 54	152	117
046	PRECINCT 55	132	105
047	PRECINCT 56	31	28
048	PRECINCT 58	38	22

049 PRECINCT 70	200	144
050 PRECINCT 71	198	157
051 PRECINCT 72	139	103
052 PRECINCT 73	247	191
053 PRECINCT 74	203	139
054 PRECINCT 75	140	104
055 PRECINCT 76	44	35
056 PRECINCT 79A	165	119
057 PRECINCT 79B	210	147
058 PRECINCT 80	163	118
059 PRECINCT 81	159	112
060 PRECINCT 82	118	77
061 PRECINCT 83	286	218
062 PRECINCT 84	122	99
063 PRECINCT 86	192	138
064 PRECINCT 87	216	155
065 PRECINCT 88	164	113
066 PRECINCT 90	105	73
067 PRECINCT 91	164	105
068 PRECINCT 92	218	162
069 PRECINCT 33	237	178
070 PRECINCT 34	175	134
071 PRECINCT 37	149	110
072 PRECINCT 38	414	294
073 PRECINCT 59	219	174
074 PRECINCT 60	97	76
075 PRECINCT 61	327	233
076 PRECINCT 63	97	80
077 PRECINCT 64	123	99
078 PRECINCT 67	254	192
079 PRECINCT 68	204	141
080 PRECINCT 69	241	171
081 PRECINCT 77B	185	136
082 PRECINCT 77A	200	140
083 PRECINCT 78	266	190
084 PRECINCT 85	79	56
085 PRECINCT 62	291	210

TOTAL

ALL DISTRICTS

13636

9786

RACE TOTALS

13636

9786

1

DEM. COMMISSIONER OF AGRICULTURE
0MONONGALIA COUNTY, WEST VIRGINIA
PRIMARY ELECTION
MAY 14, 1996G D
U O
S U
G
R L
A
S
SVOTES
CAST

ALL DISTRICTS

001	PRECINCT 1	216	175
002	PRECINCT 2	263	203
003	PRECINCT 3	154	110
004	PRECINCT 4	251	178
005	PRECINCT 5	219	144
006	PRECINCT 6	62	51
007	PRECINCT 7	85	57
008	PRECINCT 8	185	136
009	PRECINCT 9	178	125
010	PRECINCT 10	53	39
011	PRECINCT 12	48	32
012	PRECINCT 13	119	79
013	PRECINCT 14	103	86
014	PRECINCT 15	195	154
015	PRECINCT 16	148	96
016	PRECINCT 17	133	98
017	PRECINCT 18	30	21
018	PRECINCT 20	77	46
019	PRECINCT 21	74	50
020	PRECINCT 22	36	27
021	PRECINCT 23	212	153
022	PRECINCT 24	195	131
023	PRECINCT 25	274	198
024	PRECINCT 26	130	88
025	PRECINCT 27	152	119
026	PRECINCT 28	151	109
027	PRECINCT 29	153	107
028	PRECINCT 30	105	80
029	PRECINCT 31	227	170
030	PRECINCT 32	148	117
031	PRECINCT 35	216	174
032	PRECINCT 36	67	46
033	PRECINCT 39	174	120
034	PRECINCT 40	71	54
035	PRECINCT 41	74	67
036	PRECINCT 42	123	106
037	PRECINCT 44	227	168
038	PRECINCT 46	175	132
039	PRECINCT 47	213	168
040	PRECINCT 48	150	106
041	PRECINCT 49	59	45
042	PRECINCT 51	111	94
043	PRECINCT 52	124	93
044	PRECINCT 53	112	89
045	PRECINCT 54	152	125
046	PRECINCT 55	132	115
047	PRECINCT 56	31	28

048	PRECINCT 58	38	25
049	PRECINCT 70	200	146
050	PRECINCT 71	198	159
051	PRECINCT 72	139	107
052	PRECINCT 73	247	197
053	PRECINCT 74	203	143
054	PRECINCT 75	140	110
055	PRECINCT 76	44	35
056	PRECINCT 79A	165	128
057	PRECINCT 79B	210	160
058	PRECINCT 80	163	126
059	PRECINCT 81	159	118
060	PRECINCT 82	118	85
061	PRECINCT 83	286	224
062	PRECINCT 84	122	108
063	PRECINCT 86	192	143
064	PRECINCT 87	216	163
065	PRECINCT 88	164	127
066	PRECINCT 90	105	80
067	PRECINCT 91	164	114
068	PRECINCT 92	218	170
069	PRECINCT 33	237	184
070	PRECINCT 34	175	138
071	PRECINCT 37	149	113
072	PRECINCT 38	414	306
073	PRECINCT 59	219	181
074	PRECINCT 60	97	76
075	PRECINCT 61	327	257
076	PRECINCT 63	97	83
077	PRECINCT 64	123	103
078	PRECINCT 67	254	205
079	PRECINCT 68	204	162
080	PRECINCT 69	241	180
081	PRECINCT 77B	185	143
082	PRECINCT 77A	200	153
083	PRECINCT 78	266	197
084	PRECINCT 85	79	61
085	PRECINCT 62	291	224

TOTAL		
ALL DISTRICTS	13636	10343

=====

RACE TOTALS	13636	10343
-------------	-------	-------

DEM. ATTORNEY GENERAL
0

MONONGALIA COUNTY, WEST VIRGINIA
PRIMARY ELECTION
MAY 14, 1996

D M L B
A C O L
R G U O
R R I O
E A S M
L W
L
" D U K E "

VOTES
CAST

ALL DISTRICTS

001	PRECINCT 1	216	145	38
002	PRECINCT 2	263	183	51
003	PRECINCT 3	154	101	30
004	PRECINCT 4	251	162	40
005	PRECINCT 5	219	127	52
006	PRECINCT 6	62	41	15
007	PRECINCT 7	85	57	18
008	PRECINCT 8	185	119	45
009	PRECINCT 9	178	104	37
010	PRECINCT 10	53	32	12
011	PRECINCT 12	48	27	12
012	PRECINCT 13	119	70	26
013	PRECINCT 14	103	62	26
014	PRECINCT 15	195	127	47
015	PRECINCT 16	148	83	37
016	PRECINCT 17	133	85	26
017	PRECINCT 18	30	20	3
018	PRECINCT 20	77	43	13
019	PRECINCT 21	74	35	25
020	PRECINCT 22	36	24	9
021	PRECINCT 23	212	122	58
022	PRECINCT 24	195	119	47
023	PRECINCT 25	274	160	55
024	PRECINCT 26	130	63	40
025	PRECINCT 27	152	86	42
026	PRECINCT 28	151	88	41
027	PRECINCT 29	153	90	23
028	PRECINCT 30	105	62	27
029	PRECINCT 31	227	147	41
030	PRECINCT 32	148	105	25
031	PRECINCT 35	216	144	44
032	PRECINCT 36	67	44	14
033	PRECINCT 39	174	97	46
034	PRECINCT 40	71	47	10
035	PRECINCT 41	74	49	14
036	PRECINCT 42	123	90	19
037	PRECINCT 44	227	149	45
038	PRECINCT 46	175	121	30
039	PRECINCT 47	213	139	46
040	PRECINCT 48	150	102	14
041	PRECINCT 49	59	40	9
042	PRECINCT 51	111	85	13
043	PRECINCT 52	124	85	17

044 PRECINCT 53	112	65	19
045 PRECINCT 54	152	105	26
046 PRECINCT 55	132	97	20
047 PRECINCT 56	31	25	3
048 PRECINCT 58	38	29	6
049 PRECINCT 70	200	126	50
050 PRECINCT 71	198	130	43
051 PRECINCT 72	139	98	22
052 PRECINCT 73	247	161	58
053 PRECINCT 74	203	137	27
054 PRECINCT 75	140	95	25
055 PRECINCT 76	44	28	8
056 PRECINCT 79A	165	101	42
057 PRECINCT 79B	210	125	47
058 PRECINCT 80	163	105	35
059 PRECINCT 81	159	98	35
060 PRECINCT 82	118	67	21
061 PRECINCT 83	286	185	55
062 PRECINCT 84	122	87	27
063 PRECINCT 86	192	114	51
064 PRECINCT 87	216	121	63
065 PRECINCT 88	164	95	47
066 PRECINCT 90	105	54	32
067 PRECINCT 91	164	80	45
068 PRECINCT 92	218	142	44
069 PRECINCT 33	237	153	55
070 PRECINCT 34	175	112	37
071 PRECINCT 37	149	112	21
072 PRECINCT 38	414	270	78
073 PRECINCT 59	219	153	44
074 PRECINCT 60	97	76	13
075 PRECINCT 61	327	214	64
076 PRECINCT 63	97	75	11
077 PRECINCT 64	123	88	19
078 PRECINCT 67	254	169	52
079 PRECINCT 68	204	124	56
080 PRECINCT 69	241	152	41
081 PRECINCT 77B	185	125	34
082 PRECINCT 77A	200	126	39
083 PRECINCT 78	266	156	66
084 PRECINCT 85	79	47	18
085 PRECINCT 62	291	192	51

TOTAL			
ALL DISTRICTS	13636	8695	2832

RACE TOTALS	13636	8695	2832
-------------	-------	------	------

MONONGALIA COUNTY, WEST VIRGINIA
PRIMARY ELECTION
MAY 14, 1996

L S	J A	E M	B G	A R	J F
A T	O L	L A	R A	R E	O R
R A	S B	L Y	I L	T C	H A
R R	E R	I N	A L	H H	N Z
Y C	P I	O A	N A	U T	I
H	H G	T R	G	R	R E
E	H	T D	H		R
R	P T		E	M	
		"	R		
		S			
		P			
		I			
		K			
		E			
		"			

VOTES
CAST

ALL DISTRICTS

001 PRECINCT 1	432	113	41	16	114	41	17
002 PRECINCT 2	526	124	46	21	159	52	30
003 PRECINCT 3	308	80	23	22	75	34	13
004 PRECINCT 4	502	103	41	24	130	65	15
005 PRECINCT 5	438	81	45	30	109	64	11
006 PRECINCT 6	124	29	13	7	29	7	6
007 PRECINCT 7	170	44	17	10	39	15	7
008 PRECINCT 8	370	93	37	22	92	46	14
009 PRECINCT 9	356	106	26	14	90	25	15
010 PRECINCT 10	106	26	5	6	35	2	0
011 PRECINCT 12	96	23	4	10	22	8	6
012 PRECINCT 13	238	66	11	12	59	15	6
013 PRECINCT 14	206	42	11	12	64	17	15
014 PRECINCT 15	390	93	23	29	118	41	18
015 PRECINCT 16	296	62	24	15	91	34	8
016 PRECINCT 17	266	62	21	16	79	33	11
017 PRECINCT 18	60	18	3	5	17	1	2
018 PRECINCT 20	154	50	7	7	34	4	8
019 PRECINCT 21	148	31	14	11	44	11	5
020 PRECINCT 22	72	17	4	4	20	6	6
021 PRECINCT 23	424	99	33	22	120	52	16
022 PRECINCT 24	390	71	44	31	110	47	17
023 PRECINCT 25	548	148	36	25	135	24	31
024 PRECINCT 26	240	66	16	14	68	20	13
025 PRECINCT 27	304	66	24	18	96	30	11
026 PRECINCT 28	302	74	31	12	89	35	11
027 PRECINCT 29	306	98	12	12	78	9	14
028 PRECINCT 30	210	56	9	24	58	10	6
029 PRECINCT 31	454	109	25	29	136	29	23
030 PRECINCT 32	296	72	28	13	83	29	15
031 PRECINCT 35	432	109	40	26	105	37	24
032 PRECINCT 36	134	29	17	13	31	12	5
033 PRECINCT 39	348	76	25	16	102	41	11
034 PRECINCT 40	142	48	12	2	31	6	4
035 PRECINCT 41	148	50	11	5	47	4	4
036 PRECINCT 42	246	87	7	12	83	4	10
037 PRECINCT 44	454	101	33	17	129	31	23
038 PRECINCT 46	350	94	24	21	99	17	24
039 PRECINCT 47	426	109	28	33	123	25	18
040 PRECINCT 48	300	96	10	14	71	13	11
041 PRECINCT 49	118	27	6	6	34	10	9
042 PRECINCT 51	222	81	7	6	64	7	8

044 PRECINCT 53	224	81	16	3	64	7	8
045 PRECINCT 54	304	94	14	10	94	7	12
046 PRECINCT 55	264	80	15	11	87	15	10
047 PRECINCT 56	62	20	8	1	13	5	3
048 PRECINCT 58	76	15	8	11	19	3	10
049 PRECINCT 70	400	100	18	24	113	26	30
050 PRECINCT 71	396	106	22	20	121	21	19
051 PRECINCT 72	278	99	18	15	68	7	12
052 PRECINCT 73	494	114	44	47	124	23	37
053 PRECINCT 74	406	114	24	15	113	19	17
054 PRECINCT 75	280	68	24	14	79	15	21
055 PRECINCT 76	88	16	10	13	21	9	3
056 PRECINCT 79A	330	91	23	13	96	22	16
057 PRECINCT 79B	420	101	33	31	122	30	26
058 PRECINCT 80	326	60	24	31	87	26	31
059 PRECINCT 81	318	43	21	19	105	35	34
060 PRECINCT 82	236	41	26	6	58	26	17
061 PRECINCT 83	572	146	36	34	170	34	32
062 PRECINCT 84	244	57	23	20	71	17	19
063 PRECINCT 86	384	72	43	27	115	41	18
064 PRECINCT 87	432	103	31	29	117	37	21
065 PRECINCT 88	328	83	25	22	102	25	12
066 PRECINCT 90	210	44	13	12	66	27	8
067 PRECINCT 91	328	77	27	23	81	35	7
068 PRECINCT 92	436	121	25	22	121	32	24
069 PRECINCT 33	474	132	31	31	151	25	16
070 PRECINCT 34	350	82	40	32	91	20	17
071 PRECINCT 37	298	70	29	17	87	19	18
072 PRECINCT 38	828	209	60	53	219	54	47
073 PRECINCT 59	438	113	39	32	138	29	22
074 PRECINCT 60	194	43	22	21	61	16	5
075 PRECINCT 61	654	138	53	68	171	49	34
076 PRECINCT 63	194	44	20	13	53	10	14
077 PRECINCT 64	246	58	14	13	90	9	9
078 PRECINCT 67	508	131	40	31	139	27	28
079 PRECINCT 68	408	90	30	29	124	22	31
080 PRECINCT 69	482	112	37	36	145	21	27
081 PRECINCT 77B	370	89	36	25	108	28	23
082 PRECINCT 77A	400	90	31	31	113	32	24
083 PRECINCT 78	532	101	50	55	153	45	33
084 PRECINCT 85	158	35	14	7	44	7	5
085 PRECINCT 62	582	128	49	38	161	43	26

TOTAL

ALL DISTRICTS

27272	6713	2075	1679	7675	2023	1355
-------	------	------	------	------	------	------

RACE TOTALS

27272	6713	2075	1679	7675	2023	1355
-------	------	------	------	------	------	------

DEM. SUPREME COURT OF APPEALS UNEXP.
0

MONONGALIA COUNTY, WEST VIRGINIA
PRIMARY ELECTION
MAY 14, 1996

R	D	D	S	B	S
O	A	A	T	O	T
B	V	N	A	O	E
I	I	N	G	K	P
N	S	Y	E	R	H
			R		E
			S	T	N
					S

VOTES
CAST

ALL DISTRICTS

001	PRECINCT 1	216	58	92	24
002	PRECINCT 2	263	67	123	34
003	PRECINCT 3	154	52	42	32
004	PRECINCT 4	251	60	98	33
005	PRECINCT 5	219	59	75	32
006	PRECINCT 6	62	17	19	14
007	PRECINCT 7	85	17	43	9
008	PRECINCT 8	185	54	58	38
009	PRECINCT 9	178	40	85	23
010	PRECINCT 10	53	17	18	11
011	PRECINCT 12	48	14	17	11
012	PRECINCT 13	119	34	49	16
013	PRECINCT 14	103	36	35	13
014	PRECINCT 15	195	62	80	29
015	PRECINCT 16	148	35	57	23
016	PRECINCT 17	133	43	48	16
017	PRECINCT 18	30	13	12	0
018	PRECINCT 20	77	21	26	11
019	PRECINCT 21	74	21	28	11
020	PRECINCT 22	36	8	15	7
021	PRECINCT 23	212	65	85	25
022	PRECINCT 24	195	43	88	32
023	PRECINCT 25	274	87	118	23
024	PRECINCT 26	130	41	53	14
025	PRECINCT 27	152	41	63	16
026	PRECINCT 28	151	39	75	21
027	PRECINCT 29	153	34	75	14
028	PRECINCT 30	105	17	59	14
029	PRECINCT 31	227	54	98	46
030	PRECINCT 32	148	43	68	14
031	PRECINCT 35	216	65	87	35
032	PRECINCT 36	67	25	23	10
033	PRECINCT 39	174	53	58	25
034	PRECINCT 40	71	28	24	6
035	PRECINCT 41	74	27	27	5
036	PRECINCT 42	123	33	66	9
037	PRECINCT 44	227	78	98	13
038	PRECINCT 46	175	67	72	14
039	PRECINCT 47	213	66	92	24
040	PRECINCT 48	150	38	67	14
041	PRECINCT 49	59	13	27	7
042	PRECINCT 51	111	43	41	7
043	PRECINCT 52	124	41	52	6
044	PRECINCT 53	112	37	38	8
045	PRECINCT 54	152	49	65	15
046	PRECINCT 55	132	42	54	13

047 PRECINCT 56	31	11	15	2
048 PRECINCT 58	38	16	11	5
049 PRECINCT 70	200	50	101	19
050 PRECINCT 71	198	60	102	13
051 PRECINCT 72	139	42	81	9
052 PRECINCT 73	247	69	114	37
053 PRECINCT 74	203	56	85	17
054 PRECINCT 75	140	41	56	14
055 PRECINCT 76	44	25	12	3
056 PRECINCT 79A	165	66	44	22
057 PRECINCT 79B	210	63	85	23
058 PRECINCT 80	163	48	70	18
059 PRECINCT 81	159	37	74	19
060 PRECINCT 82	118	35	52	7
061 PRECINCT 83	286	103	101	24
062 PRECINCT 84	122	44	50	10
063 PRECINCT 86	192	51	69	36
064 PRECINCT 87	216	64	83	38
065 PRECINCT 88	164	44	63	24
066 PRECINCT 90	105	28	41	14
067 PRECINCT 91	164	40	56	25
068 PRECINCT 92	218	61	98	26
069 PRECINCT 33	237	75	97	38
070 PRECINCT 34	175	41	95	17
071 PRECINCT 37	149	51	53	19
072 PRECINCT 38	414	111	159	56
073 PRECINCT 59	219	83	83	26
074 PRECINCT 60	97	39	34	9
075 PRECINCT 61	327	93	126	51
076 PRECINCT 63	97	27	45	12
077 PRECINCT 64	123	31	63	10
078 PRECINCT 67	254	91	106	21
079 PRECINCT 68	204	60	86	26
080 PRECINCT 69	241	72	113	20
081 PRECINCT 77B	185	72	66	25
082 PRECINCT 77A	200	62	82	22
083 PRECINCT 78	266	87	89	40
084 PRECINCT 85	79	21	33	6
085 PRECINCT 62	291	91	108	35

TOTAL				
ALL DISTRICTS	13636	4058	5594	1655

RACE TOTALS	13636	4058	5594	1655
1				

DEM. STATE SENATOR DIST. 13
0

MONONGALIA COUNTY, WEST VIRGINIA
PRIMARY ELECTION
MAY 14, 1996

R P V S
O R E W
M E I
A Z S
N I H
O O E
W S R
. O
/
J
R
.

VOTES
CAST

ALL DISTRICTS

001	PRECINCT 1	216	121	71
002	PRECINCT 2	263	141	87
003	PRECINCT 3	154	82	41
004	PRECINCT 4	251	115	77
005	PRECINCT 5	219	108	65
006	PRECINCT 6	62	31	17
007	PRECINCT 7	85	44	27
008	PRECINCT 8	185	97	53
009	PRECINCT 9	178	95	50
010	PRECINCT 10	53	27	17
011	PRECINCT 12	48	20	20
012	PRECINCT 13	119	61	32
013	PRECINCT 14	103	58	27
014	PRECINCT 15	195	104	58
015	PRECINCT 16	148	78	35
016	PRECINCT 17	133	82	32
017	PRECINCT 18	30	15	10
018	PRECINCT 20	77	41	20
019	PRECINCT 21	74	47	12
020	PRECINCT 22	36	22	11
021	PRECINCT 23	212	137	39
022	PRECINCT 24	195	112	45
023	PRECINCT 25	274	164	64
024	PRECINCT 26	130	80	24
025	PRECINCT 27	152	97	32
026	PRECINCT 28	151	87	40
027	PRECINCT 29	153	84	41
028	PRECINCT 30	105	54	32
029	PRECINCT 31	227	127	59
030	PRECINCT 32	148	67	61
031	PRECINCT 35	216	107	73
032	PRECINCT 36	67	38	16
033	PRECINCT 39	174	113	25
034	PRECINCT 40	71	24	31
035	PRECINCT 41	74	34	32
036	PRECINCT 42	123	60	53
037	PRECINCT 44	227	108	90
038	PRECINCT 46	175	94	59
039	PRECINCT 47	213	112	68
040	PRECINCT 48	150	87	33
041	PRECINCT 49	59	31	19
042	PRECINCT 51	111	51	42

043	PRECINCT 52	124	56	52
044	PRECINCT 53	112	50	34
045	PRECINCT 54	152	92	41
046	PRECINCT 55	132	57	58
047	PRECINCT 56	31	11	20
048	PRECINCT 58	38	21	11
049	PRECINCT 70	200	114	55
050	PRECINCT 71	198	115	59
051	PRECINCT 72	139	70	56
052	PRECINCT 73	247	140	75
053	PRECINCT 74	203	81	74
054	PRECINCT 75	140	82	38
055	PRECINCT 76	44	23	14
056	PRECINCT 79A	165	82	51
057	PRECINCT 79B	210	128	47
058	PRECINCT 80	163	90	50
059	PRECINCT 81	159	76	52
060	PRECINCT 82	118	50	38
061	PRECINCT 83	286	152	76
062	PRECINCT 84	122	79	30
063	PRECINCT 86	192	114	46
064	PRECINCT 87	216	135	49
065	PRECINCT 88	164	102	35
066	PRECINCT 90	105	70	17
067	PRECINCT 91	164	102	28
068	PRECINCT 92	218	116	76

TOTAL

ALL DISTRICTS

10078	5465	2922
-------	------	------

RACE TOTALS

1

10078	5465	2922
-------	------	------

DEM. STATE SENATOR DIST. 14
0

MONONGALIA COUNTY, WEST VIRGINIA
PRIMARY ELECTION
MAY 14, 1996

E K J H
D E O U
R N N T
S B E
L R
A
I
R

VOTES
CAST

ALL DISTRICTS

069	PRECINCT 33	237	39	167
070	PRECINCT 34	175	32	124
071	PRECINCT 37	149	22	109
072	PRECINCT 38	414	60	285
073	PRECINCT 59	219	31	165
074	PRECINCT 60	97	26	64
075	PRECINCT 61	327	54	228
076	PRECINCT 63	97	11	79
077	PRECINCT 64	123	18	93
078	PRECINCT 67	254	39	188
079	PRECINCT 68	204	39	134
080	PRECINCT 69	241	35	167
081	PRECINCT 77B	185	18	147
082	PRECINCT 77A	200	29	146
083	PRECINCT 78	266	25	201
084	PRECINCT 85	79	13	47
085	PRECINCT 62	291	39	217

TOTAL

ALL DISTRICTS

3558 530 2561

RACE TOTALS

1

3558 530 2561

DEM. HOUSE OF DELEGATES DIST. 42
0

MONONGALIA COUNTY, WEST VIRGINIA
PRIMARY ELECTION
MAY 14, 1996

C	D	T	C	C	W	J	T
A	A	O	O	H	E	O	A
R	V	M	L	R	A	H	Y
L	I		E	I	V	N	L
	S		M	S	E	R	O
			A	T	R		R
			N	O			
				P			
				H			
				E			
				R			
				.			

VOTES
CAST

ALL DISTRICTS

085 PRECINCT 62	291	25	56	37	88

TOTAL					
ALL DISTRICTS	291	25	56	37	88
	=====				
RACE TOTALS	291	25	56	37	88
1					

MONONGALIA COUNTY, WEST VIRGINIA
PRIMARY ELECTION
MAY 14, 1996

J P T M R M D L S M E C
O A W E I c A A T A U L
H R I T C I V U E L G A
N K L H H E R P C E Y P
E A E A I H O E N P
(R A N R E L E O
W I S E A N L E
I N . Y D M M
N N
E R
)

Page 31
615

VOTES
CAST

ALL DISTRICTS

001 PRECINCT 1	864	39	82	13	30	15	84
002 PRECINCT 2	1052	40	96	30	40	23	103
003 PRECINCT 3	616	31	57	17	16	13	49
004 PRECINCT 4	1004	37	82	15	41	21	85
005 PRECINCT 5	876	40	65	9	16	12	65
006 PRECINCT 6	248	13	20	6	10	6	17
007 PRECINCT 7	340	16	27	7	18	7	33
008 PRECINCT 8	740	38	60	15	32	13	60
009 PRECINCT 9	712	34	74	15	39	10	75
010 PRECINCT 10	212	12	24	4	9	8	13
011 PRECINCT 12	192	11	20	6	10	4	13
012 PRECINCT 13	476	22	49	5	12	12	45
013 PRECINCT 14	412	24	35	10	17	15	35
014 PRECINCT 15	780	43	85	19	22	17	75
015 PRECINCT 16	592	23	47	10	19	12	55
016 PRECINCT 17	532	25	36	15	19	15	64
017 PRECINCT 18	120	5	12	1	6	1	8
018 PRECINCT 20	308	17	25	3	13	10	17
019 PRECINCT 21	296	8	24	3	11	7	24
020 PRECINCT 22	144	4	15	3	8	4	14
021 PRECINCT 23	848	33	67	21	25	13	59
022 PRECINCT 24	780	30	58	16	29	19	55
023 PRECINCT 25	1096	45	83	16	101	20	108
024 PRECINCT 26	520	27	40	12	16	7	48
025 PRECINCT 27	608	29	61	16	16	17	55
026 PRECINCT 28	604	27	47	15	27	10	64
027 PRECINCT 29	612	30	47	16	48	13	51
028 PRECINCT 30	420	21	51	10	11	7	51
029 PRECINCT 31	908	43	98	18	44	22	99
030 PRECINCT 32	592	26	69	20	24	16	74
031 PRECINCT 35	864	50	101	28	35	27	73
032 PRECINCT 36	268	16	32	6	4	6	23
033 PRECINCT 39	696	28	63	21	15	12	42
034 PRECINCT 40	284	6	36	2	9	3	42
035 PRECINCT 41	296	5	37	2	10	7	30
036 PRECINCT 42	492	18	68	6	13	12	71
037 PRECINCT 44	908	28	78	38	41	15	131
038 PRECINCT 46	700	28	71	33	26	15	109
039 PRECINCT 47	852	37	82	37	38	14	128
040 PRECINCT 48	600	21	59	20	21	14	100
041 PRECINCT 49	236	6	22	14	8	4	33
042 PRECINCT 51	444	4	47	7	10	6	50

619

043	PRECINCT 52	496	12	61	9	11	4	68
044	PRECINCT 53	448	7	49	5	15	11	60
045	PRECINCT 54	608	16	70	6	21	10	77
046	PRECINCT 55	528	20	64	13	15	9	80
047	PRECINCT 56	124	4	14	3	12	3	16
048	PRECINCT 58	152	5	16	2	7	5	19
049	PRECINCT 70	800	42	71	32	40	22	76
050	PRECINCT 71	792	22	86	27	27	12	94
051	PRECINCT 72	556	26	55	32	27	6	78
052	PRECINCT 73	988	41	94	37	36	34	107
053	PRECINCT 74	812	36	86	25	15	12	138
054	PRECINCT 75	560	31	43	20	16	12	63
055	PRECINCT 76	176	9	16	3	12	3	13
056	PRECINCT 79A	660	38	78	32	20	16	52
057	PRECINCT 79B	840	36	96	24	21	16	73
058	PRECINCT 80	652	21	58	24	20	20	68
059	PRECINCT 81	636	19	63	20	22	19	54
060	PRECINCT 82	472	18	43	20	16	16	50
061	PRECINCT 83	1144	50	137	31	41	23	114
062	PRECINCT 84	488	21	56	8	16	13	53
063	PRECINCT 86	768	30	76	29	26	17	62
064	PRECINCT 87	864	34	85	17	34	17	59
065	PRECINCT 88	656	24	68	16	16	14	45
066	PRECINCT 90	420	11	40	13	10	4	29
067	PRECINCT 91	656	26	59	17	25	13	56
068	PRECINCT 92	872	23	91	30	39	10	124
069	PRECINCT 33	948	64	101	25	34	27	101
070	PRECINCT 34	700	29	74	20	32	24	86
071	PRECINCT 37	596	32	62	20	39	9	64
072	PRECINCT 38	1656	90	181	39	55	42	191
073	PRECINCT 59	876	49	105	32	40	18	91
074	PRECINCT 60	388	10	44	9	15	7	46
075	PRECINCT 61	1308	57	132	27	62	23	136
076	PRECINCT 63	388	17	37	12	17	13	44
077	PRECINCT 64	492	26	61	8	19	9	64
078	PRECINCT 67	1016	52	93	23	42	26	146
079	PRECINCT 68	816	36	80	27	32	15	91
080	PRECINCT 69	964	45	101	23	41	16	120
081	PRECINCT 77B	740	33	72	20	25	12	75
082	PRECINCT 77A	800	44	81	26	23	20	71
083	PRECINCT 78	1064	49	97	27	25	19	71
084	PRECINCT 85	316	8	27	7	12	9	30

TOTAL

ALL DISTRICTS	53380	2303	5275	1420	2032	1134	5585
---------------	-------	------	------	------	------	------	------

RACE TOTALS

53380	2303	5275	1420	2032	1134	5585
-------	------	------	------	------	------	------

Page 32

MONONGALIA COUNTY, WEST VIRGINIA
PRIMARY ELECTION
MAY 14, 1996

M B	R B	B F	G S
I U	O E	A L	R A
K C	B A	R E	E Y
E H	E C	B I	G R
A	R H	A S	E
N	T	R C	G
A		A H	
N	C	A	
		E U	
	"	V E	
	B	A R	
	O	N	
	B	S	
	"		

VOTES
CAST

ALL DISTRICTS

001 PRECINCT 1	864	102	109	124	78
002 PRECINCT 2	1052	116	126	131	97
003 PRECINCT 3	616	60	68	104	40
004 PRECINCT 4	1004	108	113	142	96
005 PRECINCT 5	876	77	108	143	93
006 PRECINCT 6	248	28	25	32	15
007 PRECINCT 7	340	34	42	42	24
008 PRECINCT 8	740	76	71	114	58
009 PRECINCT 9	712	56	71	80	39
010 PRECINCT 10	212	16	12	28	12
011 PRECINCT 12	192	16	18	22	10
012 PRECINCT 13	476	43	37	65	33
013 PRECINCT 14	412	39	53	53	40
014 PRECINCT 15	780	98	100	102	63
015 PRECINCT 16	592	61	77	93	54
016 PRECINCT 17	532	56	55	82	49
017 PRECINCT 18	120	12	9	18	7
018 PRECINCT 20	308	37	23	33	13
019 PRECINCT 21	296	34	29	37	23
020 PRECINCT 22	144	15	15	15	10
021 PRECINCT 23	848	105	115	119	63
022 PRECINCT 24	780	86	87	108	71
023 PRECINCT 25	1096	137	96	110	64
024 PRECINCT 26	520	66	48	60	33
025 PRECINCT 27	608	70	68	85	44
026 PRECINCT 28	604	82	75	79	38
027 PRECINCT 29	612	68	65	53	34
028 PRECINCT 30	420	53	51	39	26
029 PRECINCT 31	908	116	99	108	62
030 PRECINCT 32	592	69	72	71	31
031 PRECINCT 35	864	100	93	94	58
032 PRECINCT 36	268	22	28	32	18
033 PRECINCT 39	696	67	66	99	43
034 PRECINCT 40	284	13	57	28	17
035 PRECINCT 41	296	20	58	29	11
036 PRECINCT 42	492	38	98	32	34
037 PRECINCT 44	908	74	131	91	53
038 PRECINCT 46	700	71	108	76	29
039 PRECINCT 47	852	93	119	99	40
040 PRECINCT 48	600	54	74	58	24
041 PRECINCT 49	236	25	37	23	14
042 PRECINCT 51	444	35	89	40	24

043 PRECINCT 52	496	45	96	51	25
044 PRECINCT 53	448	33	89	31	17
045 PRECINCT 54	608	52	126	57	26
046 PRECINCT 55	528	43	110	67	32
047 PRECINCT 56	124	10	17	11	11
048 PRECINCT 58	152	20	21	14	14
049 PRECINCT 70	800	100	94	92	47
050 PRECINCT 71	792	85	108	95	38
051 PRECINCT 72	556	58	62	65	29
052 PRECINCT 73	988	135	121	105	58
053 PRECINCT 74	812	72	89	79	28
054 PRECINCT 75	560	72	66	53	34
055 PRECINCT 76	176	16	15	21	13
056 PRECINCT 79A	660	78	58	75	39
057 PRECINCT 79B	840	90	93	104	57
058 PRECINCT 80	652	69	87	77	57
059 PRECINCT 81	636	68	74	84	47
060 PRECINCT 82	472	52	55	52	30
061 PRECINCT 83	1144	146	122	143	60
062 PRECINCT 84	488	50	69	64	32
063 PRECINCT 86	768	94	82	110	53
064 PRECINCT 87	864	100	103	104	55
065 PRECINCT 88	656	75	67	86	43
066 PRECINCT 90	420	40	43	68	30
067 PRECINCT 91	656	75	74	82	42
068 PRECINCT 92	872	97	94	94	54
069 PRECINCT 33	948	107	97	117	70
070 PRECINCT 34	700	82	83	78	50
071 PRECINCT 37	596	59	62	78	37
072 PRECINCT 38	1656	188	176	168	97
073 PRECINCT 59	876	116	102	97	65
074 PRECINCT 60	388	51	50	54	30
075 PRECINCT 61	1308	152	151	164	87
076 PRECINCT 63	388	42	46	39	26
077 PRECINCT 64	492	56	60	63	26
078 PRECINCT 67	1016	107	110	91	64
079 PRECINCT 68	816	110	94	77	46
080 PRECINCT 69	964	111	108	119	52
081 PRECINCT 77B	740	91	83	99	50
082 PRECINCT 77A	800	93	96	96	48
083 PRECINCT 78	1064	127	110	136	72
084 PRECINCT 85	316	26	41	35	26

TOTAL

ALL DISTRICTS

53380	5841	6399	6388	3502
-------	------	------	------	------

RACE TOTALS

53380	5841	6399	6388	3502
-------	------	------	------	------

**RECOUNT
HONOLULU COUNTY COMMISSION**

619

PRECINCT NO.

JOHN W. FYLES

MICHAEL A. VECCHIO

01	101	102
02	118	122
03	75	68
04	130	108
05	130	64
06	29	24
07	38	40
08	87	78
09	82	85
10	30	19
12	28	19
13	62	46
14	48	50
15	97	91
16	62	72
17	71	50
18	12	14
20	38	35
21	46	24
22	20	14
23	100	103
24	79	103
25	129	141
26	67	52
27	74	71
28	75	72
29	69	70
30	57	41
31	105	110
32	74	69
33	105	122
34	74	93
35	101	104
36	34	29
37	56	85
38	183	217
39	84	79
40	36	30
41	39	35
42	66	54
44	113	107
46	88	77
47	112	92
48	61	79
49	31	24
51	53	50
52	71	44
53	57	47
54	90	57
55	77	54
56	22	08
58	20	18
59	93	121
60	45	46
61	146	169
62	146	127
63	42	51
64	52	66
67	137	107
68	100	96
69	109	112
70	85	105
71	91	101
72	67	70
73	113	129
74	89	101
75	64	70
76	25	18
77A	89	99
77B	80	96
78	109	141
79A	75	84
79B	87	106

*BA.
9/12
JWP*

620

80
81
82
83
84
85
86
87
88
90
91
92

85
60
59
124
67
32
95
107
77
39
87
79

71
92
46
144
53
42
87
88
79
62
62
127

TOTALS

6,463

6,430

Betty L. Wiley
Norman L. Hiron
John W. Pyle

DEM. PROSECUTING ATTORNEY

0

621 Page 3

MONONGALIA COUNTY, WEST VIRGINIA
 PRIMARY ELECTION
 MAY 14, 1996

E S M A
 U E A S
 G L R H
 E L C D
 N A I O
 E R A W
 O N
 J L
 .

VOTES
 CAST

ALL DISTRICTS

001	PRECINCT 1	216	72	140
002	PRECINCT 2	263	93	159
003	PRECINCT 3	154	50	101
004	PRECINCT 4	251	49	188
005	PRECINCT 5	219	47	154
006	PRECINCT 6	62	19	38
007	PRECINCT 7	85	34	46
008	PRECINCT 8	185	53	126
009	PRECINCT 9	178	81	91
010	PRECINCT 10	53	19	31
011	PRECINCT 12	48	12	34
012	PRECINCT 13	119	35	72
013	PRECINCT 14	103	36	63
014	PRECINCT 15	195	54	135
015	PRECINCT 16	148	43	96
016	PRECINCT 17	133	36	92
017	PRECINCT 18	30	10	19
018	PRECINCT 20	77	26	49
019	PRECINCT 21	74	35	34
020	PRECINCT 22	36	16	16
021	PRECINCT 23	212	68	141
022	PRECINCT 24	195	65	122
023	PRECINCT 25	274	129	137
024	PRECINCT 26	130	36	89
025	PRECINCT 27	152	41	108
026	PRECINCT 28	151	52	97
027	PRECINCT 29	153	79	69
028	PRECINCT 30	105	53	41
029	PRECINCT 31	227	78	138
030	PRECINCT 32	148	57	85
031	PRECINCT 35	216	76	129
032	PRECINCT 36	67	22	42
033	PRECINCT 39	174	53	111
034	PRECINCT 40	71	30	36
035	PRECINCT 41	74	31	38
036	PRECINCT 42	123	62	52
037	PRECINCT 44	227	89	126
038	PRECINCT 46	175	59	107
039	PRECINCT 47	213	93	113
040	PRECINCT 48	150	77	63
041	PRECINCT 49	59	21	34
042	PRECINCT 51	111	52	56
043	PRECINCT 52	124	44	72
044	PRECINCT 53	112	53	52
045	PRECINCT 54	152	54	89
046	PRECINCT 55	132	40	82

047	PRECINCT 56	31	17	12
048	PRECINCT 58	38	10	26
049	PRECINCT 70	200	86	108
050	PRECINCT 71	198	65	122
051	PRECINCT 72	139	49	85
052	PRECINCT 73	247	90	149
053	PRECINCT 74	203	91	98
054	PRECINCT 75	140	57	77
055	PRECINCT 76	44	6	34
056	PRECINCT 79A	165	75	84
057	PRECINCT 79B	210	77	116
058	PRECINCT 80	163	62	92
059	PRECINCT 81	159	84	65
060	PRECINCT 82	118	45	65
061	PRECINCT 83	286	93	186
062	PRECINCT 84	122	45	76
063	PRECINCT 86	192	61	121
064	PRECINCT 87	216	78	127
065	PRECINCT 88	164	46	112
066	PRECINCT 90	105	34	68
067	PRECINCT 91	164	48	104
068	PRECINCT 92	218	78	129
069	PRECINCT 33	237	84	149
070	PRECINCT 34	175	73	94
071	PRECINCT 37	149	56	86
072	PRECINCT 38	414	169	237
073	PRECINCT 59	219	79	132
074	PRECINCT 60	97	32	61
075	PRECINCT 61	327	119	194
076	PRECINCT 63	97	35	57
077	PRECINCT 64	123	60	55
078	PRECINCT 67	254	91	147
079	PRECINCT 68	204	69	126
080	PRECINCT 69	241	106	123
081	PRECINCT 77B	185	91	90
082	PRECINCT 77A	200	69	126
083	PRECINCT 78	266	94	163
084	PRECINCT 85	79	25	50
085	PRECINCT 62	291	104	175

TOTAL			
ALL DISTRICTS	13636	4987	8034

=====

RACE TOTALS	13636	4987	8034
-------------	-------	------	------

DEM. SHERIFF

0

MONONGALIA COUNTY, WEST VIRGINIA
PRIMARY ELECTION
MAY 14, 1996

623 Page 39

L B R D A "
W A O E N T O
Y R T N H O N
J E J E N Y
B L O
I L
L
"

VOTES
CAST

ALL DISTRICTS

001	PRECINCT 1	216	54	75	77
002	PRECINCT 2	263	74	85	88
003	PRECINCT 3	154	53	30	57
004	PRECINCT 4	251	85	69	80
005	PRECINCT 5	219	79	45	72
006	PRECINCT 6	62	16	20	23
007	PRECINCT 7	85	26	32	22
008	PRECINCT 8	185	62	53	54
009	PRECINCT 9	178	43	58	70
010	PRECINCT 10	53	17	5	24
011	PRECINCT 12	48	10	16	21
012	PRECINCT 13	119	28	29	55
013	PRECINCT 14	103	29	26	43
014	PRECINCT 15	195	44	60	80
015	PRECINCT 16	148	47	39	51
016	PRECINCT 17	133	32	36	50
017	PRECINCT 18	30	12	3	12
018	PRECINCT 20	77	16	12	42
019	PRECINCT 21	74	20	13	31
020	PRECINCT 22	36	15	11	5
021	PRECINCT 23	212	77	34	93
022	PRECINCT 24	195	70	34	79
023	PRECINCT 25	274	54	69	147
024	PRECINCT 26	130	42	20	61
025	PRECINCT 27	152	49	42	56
026	PRECINCT 28	151	42	46	58
027	PRECINCT 29	153	52	31	67
028	PRECINCT 30	105	23	37	43
029	PRECINCT 31	227	51	82	91
030	PRECINCT 32	148	48	32	63
031	PRECINCT 35	216	55	99	58
032	PRECINCT 36	67	25	16	23
033	PRECINCT 39	174	81	26	56
034	PRECINCT 40	71	28	14	24
035	PRECINCT 41	74	32	8	31
036	PRECINCT 42	123	49	23	45
037	PRECINCT 44	227	79	69	77
038	PRECINCT 46	175	27	72	68
039	PRECINCT 47	213	49	87	72
040	PRECINCT 48	150	37	53	57
041	PRECINCT 49	59	11	25	21
042	PRECINCT 51	111	53	20	37

043	PRECINCT 52	124	44	27	48
044	PRECINCT 53	112	43	25	40
045	PRECINCT 54	152	64	35	48
046	PRECINCT 55	132	38	44	47
047	PRECINCT 56	31	9	12	8
048	PRECINCT 58	38	9	19	10
049	PRECINCT 70	200	65	52	79
050	PRECINCT 71	198	69	61	64
051	PRECINCT 72	139	61	28	50
052	PRECINCT 73	247	67	82	93
053	PRECINCT 74	203	51	85	61
054	PRECINCT 75	140	45	45	46
055	PRECINCT 76	44	13	11	17
056	PRECINCT 79A	165	51	47	58
057	PRECINCT 79B	210	75	44	80
058	PRECINCT 80	163	54	51	49
059	PRECINCT 81	159	44	44	67
060	PRECINCT 82	118	38	54	19
061	PRECINCT 83	286	85	75	107
062	PRECINCT 84	122	34	36	50
063	PRECINCT 86	192	67	33	80
064	PRECINCT 87	216	77	51	74
065	PRECINCT 88	164	48	42	63
066	PRECINCT 90	105	38	19	40
067	PRECINCT 91	164	55	25	75
068	PRECINCT 92	218	72	65	80
069	PRECINCT 33	237	73	54	105
070	PRECINCT 34	175	40	66	63
071	PRECINCT 37	149	43	51	51
072	PRECINCT 38	414	152	117	134
073	PRECINCT 59	219	70	61	85
074	PRECINCT 60	97	40	25	31
075	PRECINCT 61	327	76	132	109
076	PRECINCT 63	97	21	53	23
077	PRECINCT 64	123	38	43	41
078	PRECINCT 67	254	46	95	109
079	PRECINCT 68	204	50	84	68
080	PRECINCT 69	241	66	60	108
081	PRECINCT 77B	185	64	48	65
082	PRECINCT 77A	200	58	49	84
083	PRECINCT 78	266	98	72	78
084	PRECINCT 85	79	19	34	25
085	PRECINCT 62	291	79	87	114

TOTAL					
ALL DISTRICTS		13636	4145	3899	5030

RACE TOTALS		13636	4145	3899	5030
-------------	--	-------	------	------	------

DEM. ASSESSOR
0

MONONGALIA COUNTY, WEST VIRGINIA
PRIMARY ELECTION
MAY 14, 1996

J B R P
O A O Y
S R D L
E T O E
P O O S
H L O
O
(
J
O
E
)

VOTES
CAST

ALL DISTRICTS

001	PRECINCT 1	216	90	119
002	PRECINCT 2	263	107	145
003	PRECINCT 3	154	59	82
004	PRECINCT 4	251	83	153
005	PRECINCT 5	219	76	124
006	PRECINCT 6	62	19	38
007	PRECINCT 7	85	30	48
008	PRECINCT 8	185	73	99
009	PRECINCT 9	178	63	109
010	PRECINCT 10	53	18	28
011	PRECINCT 12	48	13	32
012	PRECINCT 13	119	40	70
013	PRECINCT 14	103	34	63
014	PRECINCT 15	195	77	105
015	PRECINCT 16	148	65	72
016	PRECINCT 17	133	47	72
017	PRECINCT 18	30	10	19
018	PRECINCT 20	77	25	49
019	PRECINCT 21	74	18	51
020	PRECINCT 22	36	14	20
021	PRECINCT 23	212	95	111
022	PRECINCT 24	195	89	96
023	PRECINCT 25	274	126	142
024	PRECINCT 26	130	40	83
025	PRECINCT 27	152	43	106
026	PRECINCT 28	151	62	81
027	PRECINCT 29	153	61	82
028	PRECINCT 30	105	38	62
029	PRECINCT 31	227	79	141
030	PRECINCT 32	148	73	71
031	PRECINCT 35	216	92	114
032	PRECINCT 36	67	32	32
033	PRECINCT 39	174	76	90
034	PRECINCT 40	71	29	38
035	PRECINCT 41	74	29	42
036	PRECINCT 42	123	51	69
037	PRECINCT 44	227	105	119
038	PRECINCT 46	175	70	96
039	PRECINCT 47	213	86	121
040	PRECINCT 48	150	65	81
041	PRECINCT 49	59	31	24
042	PRECINCT 51	111	53	56
043	PRECINCT 52	124	58	62

044	PRECINCT	53	112	60	49
045	PRECINCT	54	152	74	78
046	PRECINCT	55	132	47	81
047	PRECINCT	56	31	8	21
048	PRECINCT	58	38	15	22
049	PRECINCT	70	200	92	99
050	PRECINCT	71	198	119	71
051	PRECINCT	72	139	79	59
052	PRECINCT	73	247	121	121
053	PRECINCT	74	203	109	85
054	PRECINCT	75	140	66	71
055	PRECINCT	76	44	16	24
056	PRECINCT	79A	165	73	86
057	PRECINCT	79B	210	89	108
058	PRECINCT	80	163	70	85
059	PRECINCT	81	159	83	69
060	PRECINCT	82	118	51	57
061	PRECINCT	83	286	133	133
062	PRECINCT	84	122	48	71
063	PRECINCT	86	192	68	116
064	PRECINCT	87	216	98	102
065	PRECINCT	88	164	68	90
066	PRECINCT	90	105	51	49
067	PRECINCT	91	164	75	81
068	PRECINCT	92	218	114	99
069	PRECINCT	33	237	127	104
070	PRECINCT	34	175	82	86
071	PRECINCT	37	149	78	66
072	PRECINCT	38	414	182	222
073	PRECINCT	59	219	118	99
074	PRECINCT	60	97	52	43
075	PRECINCT	61	327	147	166
076	PRECINCT	63	97	37	56
077	PRECINCT	64	123	53	64
078	PRECINCT	67	254	86	161
079	PRECINCT	68	204	78	121
080	PRECINCT	69	241	97	130
081	PRECINCT	77B	185	84	88
082	PRECINCT	77A	200	91	102
083	PRECINCT	78	266	122	132
084	PRECINCT	85	79	37	39
085	PRECINCT	62	291	117	158

TOTAL					
ALL DISTRICTS			13636	5859	7181

RACE TOTALS			13636	5859	7181
-------------	--	--	-------	------	------

DEM. MAGISTRATE
0

MONONGALIA COUNTY, WEST VIRGINIA
PRIMARY ELECTION
MAY 14, 1996

H M	A L	E M	J T	S H
E U	L I	L A	O A	A O
R L	A N	I R	A Y	N L
S L	N D	Z T	N L	D E
H I	A	A I	N O	Y P
E N	K M	B N	E R	I
L S	O O	E		T
	D	T	M	
R		H		
		"		
		L		
		I		
		Z		
		"		

VOTES
CAST

ALL DISTRICTS

001 PRECINCT 1	1080	86	73	71	23	46
002 PRECINCT 2	1315	98	88	90	25	48
003 PRECINCT 3	770	45	32	65	10	32
004 PRECINCT 4	1255	91	67	95	16	61
005 PRECINCT 5	1095	57	48	79	14	43
006 PRECINCT 6	310	17	16	19	7	11
007 PRECINCT 7	425	25	32	19	5	18
008 PRECINCT 8	925	69	48	71	11	38
009 PRECINCT 9	890	55	50	51	16	28
010 PRECINCT 10	265	22	8	27	11	16
011 PRECINCT 12	240	7	10	13	4	11
012 PRECINCT 13	595	50	32	49	10	29
013 PRECINCT 14	515	25	32	37	9	15
014 PRECINCT 15	975	89	63	70	11	57
015 PRECINCT 16	740	49	63	57	10	26
016 PRECINCT 17	665	56	41	44	11	21
017 PRECINCT 18	150	9	7	7	4	6
018 PRECINCT 20	385	21	8	28	4	14
019 PRECINCT 21	370	18	21	27	6	11
020 PRECINCT 22	180	6	10	7	2	7
021 PRECINCT 23	1060	64	46	104	11	49
022 PRECINCT 24	975	62	55	79	13	52
023 PRECINCT 25	1370	134	77	76	13	55
024 PRECINCT 26	680	48	37	47	8	29
025 PRECINCT 27	700	45	32	48	11	36
026 PRECINCT 28	755	60	42	63	6	22
027 PRECINCT 29	765	70	33	45	5	31
028 PRECINCT 30	525	49	28	48	4	27
029 PRECINCT 31	1135	84	77	91	20	53
030 PRECINCT 32	740	62	52	55	12	41
031 PRECINCT 35	1080	84	71	75	26	67
032 PRECINCT 36	335	31	18	22	2	15
033 PRECINCT 39	870	52	44	59	11	27
034 PRECINCT 40	355	36	9	23	5	14
035 PRECINCT 41	370	24	14	25	12	11
036 PRECINCT 42	615	32	23	43	16	24
037 PRECINCT 44	1135	129	62	61	21	64
038 PRECINCT 46	875	100	38	55	16	62
039 PRECINCT 47	1065	141	66	36	10	56
040 PRECINCT 48	750	96	24	40	7	50
041 PRECINCT 49	295	36	12	21	8	21
042 PRECINCT 51	555	60	18	41	5	21

043 PRECINCT 52	620	67	31	40	5	32
044 PRECINCT 53	560	29	20	41	6	18
045 PRECINCT 54	760	66	35	48	11	39
046 PRECINCT 55	660	69	28	52	14	45
047 PRECINCT 56	155	14	5	10	4	5
048 PRECINCT 58	190	25	10	16	3	14
049 PRECINCT 70	1000	120	47	68	12	48
050 PRECINCT 71	990	99	57	63	12	47
051 PRECINCT 72	695	93	35	41	3	38
052 PRECINCT 73	1235	136	56	66	14	43
053 PRECINCT 74	1015	148	52	45	14	64
054 PRECINCT 75	700	91	30	41	7	26
055 PRECINCT 76	220	15	12	13	4	13
056 PRECINCT 79A	825	53	34	56	9	32
057 PRECINCT 79B	1050	97	56	72	13	47
058 PRECINCT 80	815	76	45	50	16	52
059 PRECINCT 81	795	57	38	48	12	28
060 PRECINCT 82	590	53	35	36	9	26
061 PRECINCT 83	1430	113	65	105	20	73
062 PRECINCT 84	610	60	41	47	5	38
063 PRECINCT 86	960	57	42	92	15	57
064 PRECINCT 87	1080	74	72	104	12	23
065 PRECINCT 88	820	71	40	67	13	44
066 PRECINCT 90	525	35	24	40	10	16
067 PRECINCT 91	820	69	35	53	12	43
068 PRECINCT 92	1090	146	54	60	18	56
069 PRECINCT 33	1185	110	55	86	18	56
070 PRECINCT 34	875	82	45	51	11	53
071 PRECINCT 37	745	53	40	40	13	60
072 PRECINCT 38	2070	182	111	131	24	95
073 PRECINCT 59	1095	81	96	67	42	78
074 PRECINCT 60	485	38	41	42	7	21
075 PRECINCT 61	1635	134	127	126	23	81
076 PRECINCT 63	485	36	31	29	12	31
077 PRECINCT 64	615	74	32	44	7	32
078 PRECINCT 67	1270	122	61	63	23	62
079 PRECINCT 68	1020	112	36	64	17	41
080 PRECINCT 69	1205	145	72	87	18	81
081 PRECINCT 77B	925	74	43	52	8	40
082 PRECINCT 77A	1000	78	44	67	8	33
083 PRECINCT 78	1330	95	68	90	11	57
084 PRECINCT 85	395	30	27	28	6	18
085 PRECINCT 62	1455	100	114	81	33	62

TOTAL
ALL DISTRICTS

68180 5893 3669 4645 1005 3233

RACE TOTALS

68180 5893 3669 4645 1005 3233

MONONGALIA COUNTY, WEST VIRGINIA
PRIMARY ELECTION
MAY 14, 1996

B P J W J M R G E C
I A . H A A U A D O
L V T I M T T R G S
L O . T E U H L A N
N E S G O R E
" E " A W R
M T T E R
U T R Y
T " " E D
T " " "

629 Page 5

VOTES
CAST

ALL DISTRICTS

001 PRECINCT 1	1080	15	7	20	86	23
002 PRECINCT 2	1315	32	11	15	91	24
003 PRECINCT 3	770	18	4	15	72	10
004 PRECINCT 4	1255	25	7	20	90	15
005 PRECINCT 5	1095	17	4	11	91	12
006 PRECINCT 6	310	9	2	7	26	5
007 PRECINCT 7	425	17	3	7	32	2
008 PRECINCT 8	925	13	9	17	77	12
009 PRECINCT 9	890	28	12	15	62	13
010 PRECINCT 10	265	9	3	4	26	3
011 PRECINCT 12	240	8	3	3	15	8
012 PRECINCT 13	595	9	5	7	40	14
013 PRECINCT 14	515	18	4	6	47	13
014 PRECINCT 15	975	22	15	17	93	27
015 PRECINCT 16	740	13	6	9	47	13
016 PRECINCT 17	665	17	4	9	53	12
017 PRECINCT 18	150	3	2	2	7	5
018 PRECINCT 20	385	30	2	7	24	8
019 PRECINCT 21	370	11	3	5	25	8
020 PRECINCT 22	180	5	1	2	8	4
021 PRECINCT 23	1060	16	6	17	102	13
022 PRECINCT 24	975	22	6	10	60	14
023 PRECINCT 25	1370	37	10	22	63	38
024 PRECINCT 26	650	14	6	8	53	12
025 PRECINCT 27	760	21	6	6	51	16
026 PRECINCT 28	755	15	7	10	64	14
027 PRECINCT 29	765	35	6	11	43	25
028 PRECINCT 30	525	16	6	10	44	19
029 PRECINCT 31	1135	34	15	18	97	32
030 PRECINCT 32	740	18	17	7	58	27
031 PRECINCT 35	1080	23	17	18	80	26
032 PRECINCT 36	335	12	5	3	24	5
033 PRECINCT 39	870	26	6	9	58	17
034 PRECINCT 40	355	5	16	0	29	19
035 PRECINCT 41	370	10	11	3	20	12
036 PRECINCT 42	615	21	25	7	49	18
037 PRECINCT 44	1135	27	12	16	84	45
038 PRECINCT 46	875	28	8	11	65	25
039 PRECINCT 47	1065	28	15	13	66	61
040 PRECINCT 48	730	39	6	12	41	25
041 PRECINCT 49	295	7	4	1	24	10
042 PRECINCT 51	555	9	9	8	44	11

043 PRECINCT 52	620	15	11	4	47	25
044 PRECINCT 53	560	18	12	5	40	25
045 PRECINCT 54	760	23	15	10	60	19
046 PRECINCT 55	640	22	4	3	63	20
047 PRECINCT 56	155	3	3	1	12	5
048 PRECINCT 58	190	4	2	5	13	6
049 PRECINCT 70	1000	31	6	21	66	29
050 PRECINCT 71	990	29	11	13	64	25
051 PRECINCT 72	695	18	2	6	49	21
052 PRECINCT 73	1235	35	13	18	80	53
053 PRECINCT 74	1015	20	8	10	55	30
054 PRECINCT 75	700	26	9	14	48	16
055 PRECINCT 76	220	4	1	4	13	10
056 PRECINCT 79A	825	21	11	11	50	27
057 PRECINCT 79B	1050	24	15	12	68	21
058 PRECINCT 80	815	14	17	8	59	35
059 PRECINCT 81	795	18	8	6	52	23
060 PRECINCT 82	590	12	11	6	31	28
061 PRECINCT 83	1430	20	12	27	88	54
062 PRECINCT 84	610	12	4	9	41	28
063 PRECINCT 86	960	24	9	10	69	14
064 PRECINCT 87	1080	28	9	16	80	29
065 PRECINCT 88	820	12	3	17	53	22
066 PRECINCT 90	525	8	2	4	44	9
067 PRECINCT 91	820	34	1	4	73	18
068 PRECINCT 92	1090	26	7	20	73	32
069 PRECINCT 33	1185	20	23	18	77	34
070 PRECINCT 34	875	18	17	13	67	34
071 PRECINCT 37	745	16	11	7	45	22
072 PRECINCT 38	2070	41	21	22	131	66
073 PRECINCT 59	1095	23	15	9	84	24
074 PRECINCT 60	485	11	6	6	37	17
075 PRECINCT 61	1635	33	17	11	117	30
076 PRECINCT 63	485	12	4	3	34	9
077 PRECINCT 64	615	18	11	5	49	24
078 PRECINCT 67	1270	40	14	17	77	36
079 PRECINCT 68	1080	32	13	13	48	35
080 PRECINCT 69	1285	30	11	8	90	31
081 PRECINCT 77B	925	16	4	15	65	20
082 PRECINCT 77A	1000	13	9	10	60	34
083 PRECINCT 78	1330	23	15	24	86	39
084 PRECINCT 85	395	5	4	1	27	8
085 PRECINCT 62	1485	34	17	11	101	36

TOTAL

ALL DISTRICTS

68180	1668	744	875	4817	1838
-------	------	-----	-----	------	------

RACE TOTALS

68180	1668	744	875	4817	1838
-------	------	-----	-----	------	------

MONONGALIA COUNTY, WEST VIRGINIA
PRIMARY ELECTION
MAY 14, 1996

C J	E C	D S	A W	R J	H F	F S
H O	L A	A U	L H	A O	E R	R A
E R	D L	R M	A E	N N	L I	A L
R D	O L	R M	N E	D E	E E	N U
Y A	N E	I E	L	Y S	N D	K C
L N	N	S R	E		E B	C
	A	S	R	L	E	N I
VOTES	L	J			R	
CAST	.	.			G	

ALL DISTRICTS

001 PRECINCT 1	1080	13	23	51	95	32	47	88
002 PRECINCT 2	1315	9	33	57	103	51	60	87
003 PRECINCT 3	770	7	21	18	54	11	60	42
004 PRECINCT 4	1255	16	23	38	96	34	68	51
005 PRECINCT 5	1095	14	21	31	70	22	122	51
006 PRECINCT 6	310	4	13	8	29	11	14	17
007 PRECINCT 7	425	12	13	8	36	25	18	30
008 PRECINCT 8	925	11	23	32	79	29	60	40
009 PRECINCT 9	890	16	13	29	100	26	37	42
010 PRECINCT 10	265	7	6	4	17	5	12	14
011 PRECINCT 12	240	3	6	9	10	10	13	13
012 PRECINCT 13	595	15	7	7	45	12	29	22
013 PRECINCT 14	515	8	8	23	39	22	25	20
014 PRECINCT 15	975	17	18	37	88	50	30	32
015 PRECINCT 16	740	10	12	34	62	23	30	25
016 PRECINCT 17	665	14	10	25	57	26	42	32
017 PRECINCT 18	150	5	1	4	4	1	7	5
018 PRECINCT 20	385	7	4	6	28	10	17	16
019 PRECINCT 21	370	5	2	11	28	13	16	13
020 PRECINCT 22	180	3	2	9	7	4	7	10
021 PRECINCT 23	1060	8	20	52	78	48	61	46
022 PRECINCT 24	975	17	16	45	67	38	62	53
023 PRECINCT 25	1370	10	12	80	177	40	32	53
024 PRECINCT 26	650	6	5	36	55	20	24	24
025 PRECINCT 27	760	12	8	35	55	36	27	43
026 PRECINCT 28	755	11	12	29	52	24	44	31
027 PRECINCT 29	765	6	13	55	97	27	20	20
028 PRECINCT 30	525	6	5	28	46	28	13	18
029 PRECINCT 31	1135	16	30	50	100	49	35	63
030 PRECINCT 32	740	13	11	43	80	35	19	22
031 PRECINCT 35	1080	17	28	41	93	45	30	42
032 PRECINCT 36	335	6	4	20	31	19	5	7
033 PRECINCT 39	870	10	11	39	69	24	37	26
034 PRECINCT 40	355	2	5	10	29	19	6	4
035 PRECINCT 41	370	5	7	8	22	17	8	8
036 PRECINCT 42	615	17	7	28	42	40	9	16
037 PRECINCT 44	1135	18	10	61	82	32	17	25
038 PRECINCT 46	875	12	22	48	87	37	13	36
039 PRECINCT 47	1065	14	15	46	92	65	10	28
040 PRECINCT 48	750	8	13	40	75	35	17	27
041 PRECINCT 49	295	6	6	14	25	13	7	10
042 PRECINCT 51	555	10	4	15	42	27	5	11

632

Page 48

PRECINCT 53	560	14	4	15	38	28	5	10
PRECINCT 54	760	21	13	29	54	36	6	21
PRECINCT 55	660	13	11	27	61	36	18	17
PRECINCT 56	155	4	3	9	9	9	5	4
PRECINCT 58	190	2	3	9	20	3	4	7
PRECINCT 70	1000	9	18	50	83	39	24	47
PRECINCT 71	990	14	15	46	65	39	16	27
PRECINCT 72	695	7	11	43	54	28	12	12
PRECINCT 73	1235	16	22	63	102	60	22	45
PRECINCT 74	1015	16	11	46	78	38	24	24
PRECINCT 75	700	7	8	30	61	32	15	33
PRECINCT 76	220	4	4	9	16	6	6	8
PRECINCT 79A	825	12	16	35	62	38	18	36
PRECINCT 79B	1050	16	12	48	86	42	27	34
PRECINCT 80	815	11	6	30	68	43	18	24
PRECINCT 81	795	15	20	43	72	36	25	22
PRECINCT 82	590	8	10	31	46	32	14	18
PRECINCT 83	1430	29	30	63	111	53	34	55
PRECINCT 84	610	7	8	37	68	24	14	24
PRECINCT 86	960	18	20	37	73	21	35	33
PRECINCT 87	1080	12	23	37	85	32	45	46
PRECINCT 88	820	16	9	37	66	23	29	23
PRECINCT 90	525	8	12	18	44	17	26	27
PRECINCT 91	820	14	12	45	80	24	25	18
PRECINCT 92	1090	12	8	55	80	58	20	44
PRECINCT 33	1185	21	34	70	100	40	28	32
PRECINCT 34	875	10	25	58	78	34	19	31
PRECINCT 37	745	16	16	58	43	27	24	12
PRECINCT 38	2070	31	39	136	173	92	41	76
PRECINCT 59	1095	33	18	48	93	40	34	41
PRECINCT 60	485	7	9	26	48	22	12	19
PRECINCT 61	1635	25	33	83	115	55	38	50
PRECINCT 63	485	5	8	36	35	18	9	12
PRECINCT 64	615	10	6	33	46	52	8	16
PRECINCT 67	1270	23	21	61	88	88	18	32
PRECINCT 68	1020	16	16	62	83	40	18	30
PRECINCT 69	1205	14	16	54	104	75	17	47
PRECINCT 77B	925	15	22	46	67	52	33	35
PRECINCT 77A	1000	15	21	35	67	52	23	43
PRECINCT 78	1330	20	10	40	77	74	32	42
PRECINCT 85	395	10	4	25	30	14	10	14
PRECINCT 62	1455	18	20	58	112	58	37	46

DISTRICTS	68180	1027	1157	3108	5542	2806	2112	2508
-----------	-------	------	------	------	------	------	------	------

TOTALS	68180	1027	1157	3108	5542	2806	2112	2508
--------	-------	------	------	------	------	------	------	------

DEM. SURVEYOR
0

MONONGALIA COUNTY, WEST VIRGINIA
PRIMARY ELECTION
MAY 14, 1996

J H
O O
H R
N N
E
W
.

VOTES
CAST

ALL DISTRICTS

001	PRECINCT 1	216	129
002	PRECINCT 2	263	151
003	PRECINCT 3	154	89
004	PRECINCT 4	251	134
005	PRECINCT 5	219	111
006	PRECINCT 6	62	38
007	PRECINCT 7	85	43
008	PRECINCT 8	185	108
009	PRECINCT 9	178	97
010	PRECINCT 10	53	26
011	PRECINCT 12	48	21
012	PRECINCT 13	119	61
013	PRECINCT 14	103	67
014	PRECINCT 15	195	122
015	PRECINCT 16	148	73
016	PRECINCT 17	133	79
017	PRECINCT 18	30	14
018	PRECINCT 20	77	37
019	PRECINCT 21	74	39
020	PRECINCT 22	36	21
021	PRECINCT 23	212	106
022	PRECINCT 24	195	92
023	PRECINCT 25	274	154
024	PRECINCT 26	130	65
025	PRECINCT 27	152	96
026	PRECINCT 28	151	78
027	PRECINCT 29	153	80
028	PRECINCT 30	105	63
029	PRECINCT 31	227	148
030	PRECINCT 32	148	100
031	PRECINCT 35	216	133
032	PRECINCT 36	67	43
033	PRECINCT 39	174	88
034	PRECINCT 40	71	42
035	PRECINCT 41	74	44
036	PRECINCT 42	123	75
037	PRECINCT 44	227	130
038	PRECINCT 46	175	111
039	PRECINCT 47	213	126
040	PRECINCT 48	150	80
041	PRECINCT 49	59	36
042	PRECINCT 51	111	60
043	PRECINCT 52	124	78
044	PRECINCT 53	112	64
045	PRECINCT 54	152	90
046	PRECINCT 55	132	88
047	PRECINCT 56	31	18
048	PRECINCT 58	38	20

049	PRECINCT 70	200	117
050	PRECINCT 71	198	114
051	PRECINCT 72	139	81
052	PRECINCT 73	247	142
053	PRECINCT 74	203	102
054	PRECINCT 75	140	86
055	PRECINCT 76	44	27
056	PRECINCT 79A	165	94
057	PRECINCT 79B	210	122
058	PRECINCT 80	163	101
059	PRECINCT 81	159	89
060	PRECINCT 82	118	67
061	PRECINCT 83	286	187
062	PRECINCT 84	122	84
063	PRECINCT 86	192	113
064	PRECINCT 87	216	128
065	PRECINCT 88	164	102
066	PRECINCT 90	105	56
067	PRECINCT 91	164	93
068	PRECINCT 92	218	136
069	PRECINCT 33	237	142
070	PRECINCT 34	175	110
071	PRECINCT 37	149	78
072	PRECINCT 38	414	250
073	PRECINCT 59	219	140
074	PRECINCT 60	97	50
075	PRECINCT 61	327	197
076	PRECINCT 63	97	59
077	PRECINCT 64	123	79
078	PRECINCT 67	254	163
079	PRECINCT 68	204	117
080	PRECINCT 69	241	141
081	PRECINCT 77B	185	109
082	PRECINCT 77A	200	102
083	PRECINCT 78	266	149
084	PRECINCT 85	79	44
085	PRECINCT 62	291	175

TOTAL

ALL DISTRICTS

13636

7914

RACE TOTALS

13636

7914

MONONGALIA COUNTY, WEST VIRGINIA
PRIMARY ELECTION
MAY 14, 1996

E B C B A D B F S L
L E A L N A A L H E
I A R A N C R E E A
Z L Y N E B I L R
A E E E Y A S B Y
B Y A R C Y
E L A H A (
T . E U B
H V E O S
O A R L
E N E Y)

VOTES
CAST

ALL DISTRICTS

001 PRECINCT 1	648	18	78	63	131	73
002 PRECINCT 2	789	22	91	59	128	80
003 PRECINCT 3	462	12	53	36	92	46
004 PRECINCT 4	753	21	55	49	138	76
005 PRECINCT 5	657	17	55	57	142	54
006 PRECINCT 6	186	5	10	12	35	17
007 PRECINCT 7	255	2	25	17	43	22
008 PRECINCT 8	555	17	50	52	105	58
009 PRECINCT 9	534	9	52	44	76	46
010 PRECINCT 10	159	5	20	9	25	13
011 PRECINCT 12	144	3	8	15	22	12
012 PRECINCT 13	357	15	33	26	53	31
013 PRECINCT 14	309	8	32	27	59	29
014 PRECINCT 15	585	11	59	46	105	67
015 PRECINCT 16	444	12	30	38	84	46
016 PRECINCT 17	399	10	24	42	71	45
017 PRECINCT 18	90	3	7	9	15	4
018 PRECINCT 20	231	8	15	12	40	13
019 PRECINCT 21	222	2	14	15	37	16
020 PRECINCT 22	108	6	8	5	16	5
021 PRECINCT 23	636	14	52	44	111	72
022 PRECINCT 24	585	17	47	57	101	48
023 PRECINCT 25	822	27	74	55	121	93
024 PRECINCT 26	390	9	37	33	51	19
025 PRECINCT 27	456	14	40	31	77	38
026 PRECINCT 28	453	12	41	36	70	46
027 PRECINCT 29	459	15	43	37	64	33
028 PRECINCT 30	315	11	30	22	51	39
029 PRECINCT 31	681	21	66	49	124	86
030 PRECINCT 32	444	9	41	35	73	60
031 PRECINCT 35	648	17	70	48	105	72
032 PRECINCT 36	201	2	18	12	32	14
033 PRECINCT 39	522	12	28	41	81	36
034 PRECINCT 40	213	8	15	8	27	44
035 PRECINCT 41	222	6	16	8	27	43
036 PRECINCT 42	369	12	33	20	36	70
037 PRECINCT 44	681	21	64	35	95	82
038 PRECINCT 46	525	25	59	40	85	66
039 PRECINCT 47	639	16	70	41	105	98
040 PRECINCT 48	450	8	46	22	61	63
041 PRECINCT 49	177	4	17	14	24	27
042 PRECINCT 51	333	7	22	16	50	80

043 PRECINCT 52	372	13	29	25	49	79
044 PRECINCT 53	336	5	31	22	29	69
045 PRECINCT 54	456	12	44	30	54	86
046 PRECINCT 55	396	14	48	35	61	73
047 PRECINCT 56	93	2	9	7	10	17
048 PRECINCT 58	114	5	14	9	16	13
049 PRECINCT 70	600	4	69	43	96	56
050 PRECINCT 71	594	10	55	33	88	72
051 PRECINCT 72	417	10	39	30	71	43
052 PRECINCT 73	741	12	87	52	115	89
053 PRECINCT 74	609	20	60	30	86	72
054 PRECINCT 75	420	9	46	29	68	42
055 PRECINCT 76	132	2	11	9	19	6
056 PRECINCT 79A	495	16	45	43	75	41
057 PRECINCT 79B	630	10	54	48	92	53
058 PRECINCT 80	489	17	54	37	86	50
059 PRECINCT 81	477	10	36	35	74	46
060 PRECINCT 82	354	6	32	23	55	34
061 PRECINCT 83	858	28	84	73	146	93
062 PRECINCT 84	366	6	42	30	75	51
063 PRECINCT 86	576	17	59	52	106	56
064 PRECINCT 87	648	21	64	44	95	41
065 PRECINCT 88	492	14	50	49	83	40
066 PRECINCT 90	315	12	23	18	49	21
067 PRECINCT 91	492	11	38	33	78	56
068 PRECINCT 92	654	14	70	43	106	81
069 PRECINCT 33	711	26	83	62	112	78
070 PRECINCT 34	525	14	59	37	83	66
071 PRECINCT 37	447	16	41	22	74	42
072 PRECINCT 38	1242	31	118	68	197	147
073 PRECINCT 59	657	20	92	48	106	90
074 PRECINCT 60	291	10	26	18	56	38
075 PRECINCT 61	981	25	107	63	148	89
076 PRECINCT 63	291	7	33	20	38	38
077 PRECINCT 64	369	16	42	24	54	47
078 PRECINCT 67	762	22	81	32	93	111
079 PRECINCT 68	612	16	69	42	81	65
080 PRECINCT 69	723	14	73	40	116	104
081 PRECINCT 77B	555	12	52	35	93	46
082 PRECINCT 77A	600	14	59	34	85	53
083 PRECINCT 78	798	25	88	59	133	67
084 PRECINCT 85	237	8	18	9	33	20
085 PRECINCT 62	873	19	92	64	145	84

TOTAL						
ALL DISTRICTS	40908	1088	3974	2896	6517	4547

RACE TOTALS	40908	1088	3974	2896	6517	4547
1						

0

MONONGALIA COUNTY, WEST VIRGINIA
PRIMARY ELECTION
MAY 14, 1996

M "	W M	L "	B T	C W
A M	I C	E L	E A	A E
R A	N C	A I	T Y	R B
G R	I O	T B	H L	R S
A G	F Y	R B	O	I T
R E	R	I Y	R	E E
E "	E	C "		R
T	D	E		
M		S		
A	"	J T		
R	S	O		
T	I	U		
I	S	T		
N	"			
VOTES CAST	O			

ALL DISTRICTS

001 PRECINCT 1	648	7	9	12	16	24
002 PRECINCT 2	789	11	5	16	29	33
003 PRECINCT 3	462	4	2	12	14	20
004 PRECINCT 4	753	14	5	11	25	39
005 PRECINCT 5	657	4	10	12	20	30
006 PRECINCT 6	186	1	0	3	6	10
007 PRECINCT 7	255	5	5	4	7	9
008 PRECINCT 8	555	14	5	8	19	25
009 PRECINCT 9	534	14	7	8	22	15
010 PRECINCT 10	159	5	4	3	8	7
011 PRECINCT 12	144	5	3	5	3	6
012 PRECINCT 13	357	3	6	4	10	12
013 PRECINCT 14	309	8	5	6	17	16
014 PRECINCT 15	585	9	6	14	24	22
015 PRECINCT 16	444	11	4	5	12	15
016 PRECINCT 17	399	5	5	9	13	14
017 PRECINCT 18	90	2	2	1	3	4
018 PRECINCT 20	231	6	4	1	4	8
019 PRECINCT 21	222	4	1	1	9	13
020 PRECINCT 22	108	4	2	2	5	5
021 PRECINCT 23	636	14	5	11	9	28
022 PRECINCT 24	585	16	3	8	26	23
023 PRECINCT 25	822	11	11	14	32	34
024 PRECINCT 26	390	5	5	6	4	13
025 PRECINCT 27	456	5	6	8	18	16
026 PRECINCT 28	453	5	3	7	18	22
027 PRECINCT 29	459	10	5	11	15	21
028 PRECINCT 30	315	9	5	3	13	15
029 PRECINCT 31	681	10	13	14	27	30
030 PRECINCT 32	444	7	6	10	19	26
031 PRECINCT 35	648	12	9	9	24	30
032 PRECINCT 36	201	6	4	2	7	10
033 PRECINCT 39	522	14	8	8	17	22
034 PRECINCT 40	213	4	3	4	5	3
035 PRECINCT 41	222	4	5	3	6	6
036 PRECINCT 42	369	9	7	13	15	11
037 PRECINCT 44	681	10	7	10	24	36
038 PRECINCT 46	525	12	9	12	22	14
039 PRECINCT 47	639	14	8	13	22	20
040 PRECINCT 48	450	9	9	3	25	16
041 PRECINCT 49	177	3	5	1	10	3
042 PRECINCT 51	111	2	5	0		

043 PRECINCT 52	372	8	7	7	9	15
044 PRECINCT 53	336	3	7	1	9	9
045 PRECINCT 54	456	7	8	16	22	16
046 PRECINCT 55	396	3	5	7	16	13
047 PRECINCT 56	93	2	0	3	5	6
048 PRECINCT 58	114	4	0	2	3	4
049 PRECINCT 70	600	11	8	4	19	24
050 PRECINCT 71	594	10	6	5	20	16
051 PRECINCT 72	417	10	4	5	12	18
052 PRECINCT 73	741	7	9	4	27	41
053 PRECINCT 74	609	9	5	10	25	21
054 PRECINCT 75	420	14	9	4	10	21
055 PRECINCT 76	132	0	3	2	6	9
056 PRECINCT 79A	495	4	6	4	20	23
057 PRECINCT 79B	630	13	3	9	24	32
058 PRECINCT 80	489	11	6	9	25	25
059 PRECINCT 81	477	6	8	6	14	15
060 PRECINCT 82	354	3	7	8	12	16
061 PRECINCT 83	858	15	15	15	34	29
062 PRECINCT 84	366	7	4	5	12	18
063 PRECINCT 86	576	11	6	9	13	29
064 PRECINCT 87	648	14	5	12	25	33
065 PRECINCT 88	492	8	5	11	17	27
066 PRECINCT 90	315	4	4	2	12	7
067 PRECINCT 91	492	6	5	10	20	14
068 PRECINCT 92	654	9	11	15	23	27
069 PRECINCT 33	711	10	11	7	24	31
070 PRECINCT 34	525	9	6	10	23	16
071 PRECINCT 37	447	8	11	9	21	16
072 PRECINCT 38	1242	19	13	17	46	46
073 PRECINCT 59	657	16	15	13	37	24
074 PRECINCT 60	291	5	2	8	11	14
075 PRECINCT 61	981	17	12	16	37	42
076 PRECINCT 63	291	5	5	4	12	17
077 PRECINCT 64	369	7	8	7	10	11
078 PRECINCT 67	762	12	15	11	42	27
079 PRECINCT 68	612	9	12	7	22	31
080 PRECINCT 69	723	12	8	11	23	41
081 PRECINCT 77B	555	12	2	11	17	29
082 PRECINCT 77A	600	5	4	6	15	24
083 PRECINCT 78	798	12	11	12	24	29
084 PRECINCT 85	237	3	1	5	11	7
085 PRECINCT 62	873	15	7	14	33	40

TOTAL
ALL DISTRICTS

40908 702 530 660 1471 1692

RACE TOTALS

40908 702 530 660 1471 1692

DEM. NAT. CONVENTION DELEGATES FEMALE
0

MONONGALIA COUNTY, WEST VIRGINIA
PRIMARY ELECTION
MAY 14, 1996

J W P M K S
U R A A T A
D I T R R T A
Y G H R S H E L
T C I H N A
A K E
A R
.

VOTES
CAST

ALL DISTRICTS

001	PRECINCT 1	648	6	9	10
002	PRECINCT 2	789	5	11	13
003	PRECINCT 3	462	2	6	8
004	PRECINCT 4	753	3	5	9
005	PRECINCT 5	657	4	5	5
006	PRECINCT 6	186	4	0	2
007	PRECINCT 7	255	2	2	4
008	PRECINCT 8	555	4	10	8
009	PRECINCT 9	534	7	4	4
010	PRECINCT 10	159	1	3	3
011	PRECINCT 12	144	0	3	4
012	PRECINCT 13	357	5	1	4
013	PRECINCT 14	309	0	1	6
014	PRECINCT 15	585	5	11	13
015	PRECINCT 16	444	2	2	9
016	PRECINCT 17	399	0	5	10
017	PRECINCT 18	90	2	0	1
018	PRECINCT 20	231	2	5	6
019	PRECINCT 21	222	0	6	7
020	PRECINCT 22	108	4	0	2
021	PRECINCT 23	636	1	10	13
022	PRECINCT 24	585	2	6	13
023	PRECINCT 25	822	5	9	10
024	PRECINCT 26	390	4	6	16
025	PRECINCT 27	456	5	6	9
026	PRECINCT 28	453	5	6	4
027	PRECINCT 29	459	2	2	2
028	PRECINCT 30	315	2	5	8
029	PRECINCT 31	681	5	5	6
030	PRECINCT 32	444	3	8	9
031	PRECINCT 35	648	5	10	10
032	PRECINCT 36	201	0	5	7
033	PRECINCT 39	522	2	5	8
034	PRECINCT 40	213	2	4	4
035	PRECINCT 41	222	2	1	2
036	PRECINCT 42	369	8	7	2
037	PRECINCT 44	681	8	11	12
038	PRECINCT 46	525	3	7	7
039	PRECINCT 47	639	1	12	17
040	PRECINCT 48	450	4	5	4
041	PRECINCT 49	177	1	5	8
042	PRECINCT 51	333	1	2	5
043	PRECINCT 52	372	3	5	3
044	PRECINCT 53	336	3	6	8

045	PRECINCT 54	456	2	8	8
046	PRECINCT 55	396	3	5	6
047	PRECINCT 56	93	1	0	2
048	PRECINCT 58	114	1	3	0
049	PRECINCT 70	600	1	5	11
050	PRECINCT 71	594	2	7	11
051	PRECINCT 72	417	3	5	4
052	PRECINCT 73	741	4	19	14
053	PRECINCT 74	609	4	6	9
054	PRECINCT 75	420	3	7	8
055	PRECINCT 76	132	2	2	1
056	PRECINCT 79A	495	2	6	8
057	PRECINCT 79B	630	4	5	11
058	PRECINCT 80	489	3	9	6
059	PRECINCT 81	477	6	10	13
060	PRECINCT 82	354	2	5	3
061	PRECINCT 83	858	4	11	9
062	PRECINCT 84	366	1	6	8
063	PRECINCT 86	576	4	8	10
064	PRECINCT 87	648	8	10	9
065	PRECINCT 88	492	4	3	8
066	PRECINCT 90	315	2	4	9
067	PRECINCT 91	492	2	8	16
068	PRECINCT 92	654	4	11	9
069	PRECINCT 33	711	6	9	17
070	PRECINCT 34	525	0	12	9
071	PRECINCT 37	447	3	7	5
072	PRECINCT 38	1242	7	16	20
073	PRECINCT 59	657	5	7	8
074	PRECINCT 60	291	1	4	3
075	PRECINCT 61	981	8	11	15
076	PRECINCT 63	291	2	6	4
077	PRECINCT 64	369	4	7	7
078	PRECINCT 67	762	4	15	19
079	PRECINCT 68	612	3	5	14
080	PRECINCT 69	723	2	21	8
081	PRECINCT 77B	555	7	6	13
082	PRECINCT 77A	600	3	13	14
083	PRECINCT 78	798	2	3	16
084	PRECINCT 85	237	0	3	3
085	PRECINCT 62	873	8	11	10

TOTAL					
ALL DISTRICTS		40908	272	556	693

RACE TOTALS		40908	272	556	693
-------------	--	-------	-----	-----	-----

MONONGALIA COUNTY, WEST VIRGINIA
PRIMARY ELECTION
MAY 14, 1996

J B W B K B S C G F
E I O E U T O E O
D A L N I R E O O R
N L A T D P K R D
E I R H E H G H
A T E E A M
M T N F
P L .

VOTES
CAST

ALL DISTRICTS

001 PRECINCT 1	648	7	17	41	126	18
002 PRECINCT 2	789	17	12	38	150	20
003 PRECINCT 3	462	11	8	26	90	9
004 PRECINCT 4	753	11	13	41	139	14
005 PRECINCT 5	657	15	12	36	121	11
006 PRECINCT 6	186	2	7	9	34	2
007 PRECINCT 7	255	3	7	11	46	8
008 PRECINCT 8	555	8	14	32	117	14
009 PRECINCT 9	534	13	8	15	94	9
010 PRECINCT 10	159	4	5	5	26	4
011 PRECINCT 12	144	2	2	7	20	2
012 PRECINCT 13	357	8	8	13	58	8
013 PRECINCT 14	309	7	7	14	61	9
014 PRECINCT 15	585	11	12	25	104	9
015 PRECINCT 16	444	5	5	22	79	10
016 PRECINCT 17	399	4	4	16	80	9
017 PRECINCT 18	90	3	1	1	14	0
018 PRECINCT 20	231	9	5	8	34	1
019 PRECINCT 21	222	4	2	16	33	4
020 PRECINCT 22	108	3	7	7	17	2
021 PRECINCT 23	636	9	12	37	104	8
022 PRECINCT 24	585	14	10	23	97	13
023 PRECINCT 25	822	12	18	31	145	11
024 PRECINCT 26	390	9	8	19	57	7
025 PRECINCT 27	456	13	8	25	83	6
026 PRECINCT 28	453	10	11	28	69	4
027 PRECINCT 29	459	9	8	10	86	11
028 PRECINCT 30	315	5	5	13	61	7
029 PRECINCT 31	681	14	13	32	139	16
030 PRECINCT 32	444	17	9	32	86	15
031 PRECINCT 35	648	18	10	29	117	15
032 PRECINCT 36	201	5	5	7	34	2
033 PRECINCT 39	522	9	7	24	69	11
034 PRECINCT 40	213	2	2	9	36	1
035 PRECINCT 41	222	7	4	5	47	4
036 PRECINCT 42	369	9	8	15	79	5
037 PRECINCT 44	681	22	21	29	109	11
038 PRECINCT 46	525	17	12	20	90	18
039 PRECINCT 47	639	12	14	15	130	15
040 PRECINCT 48	450	15	12	13	89	11
041 PRECINCT 49	177	5	5	4	26	4
042 PRECINCT 51	333	4	4	5	76	2

043 PRECINCT 52	372	6	9	14	80	7
044 PRECINCT 53	336	3	3	7	65	10
045 PRECINCT 54	456	11	5	11	94	6
046 PRECINCT 55	396	11	4	16	78	7
047 PRECINCT 56	93	3	1	2	16	1
048 PRECINCT 58	114	2	3	6	22	1
049 PRECINCT 70	600	10	14	29	103	10
050 PRECINCT 71	594	13	4	13	101	10
051 PRECINCT 72	417	3	10	12	73	7
052 PRECINCT 73	741	9	10	23	136	16
053 PRECINCT 74	609	10	14	18	115	10
054 PRECINCT 75	420	5	10	17	69	9
055 PRECINCT 76	132	3	2	4	23	3
056 PRECINCT 79A	495	13	4	23	83	11
057 PRECINCT 79B	630	13	14	24	100	14
058 PRECINCT 80	489	8	12	18	91	15
059 PRECINCT 81	477	8	16	20	73	5
060 PRECINCT 82	354	4	10	10	58	6
061 PRECINCT 83	858	25	14	37	152	21
062 PRECINCT 84	366	10	6	22	74	10
063 PRECINCT 86	576	13	15	34	108	7
064 PRECINCT 87	648	16	18	31	115	14
065 PRECINCT 88	492	9	15	26	82	5
066 PRECINCT 90	315	3	8	12	50	4
067 PRECINCT 91	492	8	3	21	84	10
068 PRECINCT 92	654	11	15	28	130	12
069 PRECINCT 33	711	12	10	26	131	20
070 PRECINCT 34	525	10	10	21	103	10
071 PRECINCT 37	447	7	12	9	78	16
072 PRECINCT 38	1242	26	24	44	224	23
073 PRECINCT 59	657	15	18	31	135	5
074 PRECINCT 60	291	5	5	14	55	4
075 PRECINCT 61	981	32	19	43	161	18
076 PRECINCT 63	291	6	7	12	52	3
077 PRECINCT 64	369	7	7	16	77	8
078 PRECINCT 67	762	18	10	22	137	14
079 PRECINCT 68	612	10	10	20	91	16
080 PRECINCT 69	723	16	11	23	138	21
081 PRECINCT 77B	555	12	9	27	103	7
082 PRECINCT 77A	600	11	13	24	94	6
083 PRECINCT 78	798	12	20	30	140	19
084 PRECINCT 85	237	4	4	5	45	5
085 PRECINCT 62	873	24	18	30	156	25

TOTAL						
ALL DISTRICTS	40908	841	808	1683	7367	811

RACE TOTALS	40908	841	808	1683	7367	811
-------------	-------	-----	-----	------	------	-----

MONONGALIA COUNTY, WEST VIRGINIA
PRIMARY ELECTION
MAY 14, 1996

L L	J M	J M	W R	J S
A I	O A	A C	I E	A A
R M	H R	C C	L Y	M G
R C	N T	K O	L N	E O
Y H	I	Y	I O	S
	S N	R	A L	
A	. O	.	M D	E
			S	
			E	
				"
				J
				I
				M
				"

VOTES
CAST

ALL DISTRICTS

001 PRECINCT 1	648	35	13	8	16	32
002 PRECINCT 2	789	31	19	18	28	22
003 PRECINCT 3	462	16	10	4	10	12
004 PRECINCT 4	753	24	12	5	12	30
005 PRECINCT 5	657	20	8	7	8	12
006 PRECINCT 6	186	9	2	0	3	5
007 PRECINCT 7	255	10	11	2	5	9
008 PRECINCT 8	555	27	15	5	14	9
009 PRECINCT 9	534	19	19	9	13	19
010 PRECINCT 10	159	7	4	2	4	1
011 PRECINCT 12	144	5	4	1	5	6
012 PRECINCT 13	357	11	8	7	10	9
013 PRECINCT 14	309	12	8	2	7	11
014 PRECINCT 15	585	25	14	5	22	26
015 PRECINCT 16	444	19	8	5	13	19
016 PRECINCT 17	399	15	8	5	16	14
017 PRECINCT 18	90	3	4	3	1	4
018 PRECINCT 20	231	3	4	4	3	6
019 PRECINCT 21	222	3	3	4	3	6
020 PRECINCT 22	108	4	5	2	0	2
021 PRECINCT 23	636	14	18	8	15	14
022 PRECINCT 24	585	19	18	9	12	12
023 PRECINCT 25	822	30	20	13	18	20
024 PRECINCT 26	390	9	13	6	7	8
025 PRECINCT 27	456	11	11	8	11	14
026 PRECINCT 28	453	18	13	3	12	22
027 PRECINCT 29	499	22	12	9	12	16
028 PRECINCT 30	315	18	8	2	6	19
029 PRECINCT 31	681	35	24	12	23	24
030 PRECINCT 32	444	25	13	11	18	15
031 PRECINCT 35	648	34	19	7	20	32
032 PRECINCT 36	201	8	5	2	12	7
033 PRECINCT 39	522	16	11	8	11	15
034 PRECINCT 40	213	12	3	3	5	21
035 PRECINCT 41	222	8	4	2	3	28
036 PRECINCT 42	369	28	8	4	9	42
037 PRECINCT 44	681	26	19	13	16	29
038 PRECINCT 46	525	23	6	11	17	31
039 PRECINCT 47	639	33	11	14	14	45
040 PRECINCT 48	450	13	15	6	16	21
041 PRECINCT 49	177	3	5	1	6	10
042 PRECINCT 51	333	14	7	6	7	38

043 PRECINCT 52	372	10	10	6	9	34
044 PRECINCT 53	336	11	5	15	7	34
045 PRECINCT 54	456	24	7	5	9	61
046 PRECINCT 55	396	18	10	7	13	38
047 PRECINCT 56	93	8	2	5	3	13
048 PRECINCT 58	114	7	3	3	2	8
049 PRECINCT 70	600	17	16	6	15	22
050 PRECINCT 71	594	25	20	9	17	23
051 PRECINCT 72	417	17	10	8	7	22
052 PRECINCT 73	741	41	17	9	29	35
053 PRECINCT 74	609	23	19	5	19	35
054 PRECINCT 75	420	15	11	3	15	15
055 PRECINCT 76	132	7	2	1	5	2
056 PRECINCT 79A	495	18	10	4	8	14
057 PRECINCT 79B	630	18	14	7	26	20
058 PRECINCT 80	489	18	7	8	13	27
059 PRECINCT 81	477	19	6	8	8	20
060 PRECINCT 82	354	13	5	4	10	15
061 PRECINCT 83	858	39	24	26	29	24
062 PRECINCT 84	366	19	8	10	12	16
063 PRECINCT 86	576	20	13	9	15	10
064 PRECINCT 87	648	26	15	8	19	20
065 PRECINCT 88	492	18	10	11	15	14
066 PRECINCT 90	315	7	4	1	6	8
067 PRECINCT 91	492	28	8	8	10	16
068 PRECINCT 92	654	29	17	8	16	34
069 PRECINCT 33	711	30	10	12	25	29
070 PRECINCT 34	525	23	14	17	14	18
071 PRECINCT 37	447	24	11	14	11	17
072 PRECINCT 38	1242	53	28	17	36	38
073 PRECINCT 59	657	40	17	18	12	52
074 PRECINCT 60	291	18	7	6	10	17
075 PRECINCT 61	981	51	23	12	25	34
076 PRECINCT 63	291	15	11	6	7	14
077 PRECINCT 64	369	18	17	6	15	25
078 PRECINCT 67	762	23	14	17	18	90
079 PRECINCT 68	612	13	12	12	18	38
080 PRECINCT 69	723	38	14	13	25	47
081 PRECINCT 77B	555	19	12	8	19	15
082 PRECINCT 77A	600	19	8	4	13	11
083 PRECINCT 78	798	28	17	9	14	23
084 PRECINCT 85	237	9	1	4	9	7
085 PRECINCT 62	873	41	26	13	22	36

TOTAL
ALL DISTRICTS

40908 1674 957 638 1093 1828

RACE TOTALS

40908 1674 957 638 1093 1828

MONONGALIA COUNTY, WEST VIRGINIA
PRIMARY ELECTION
MAY 14, 1996

D S	P T	M "	G H	C S	T S
A I	A U	O T	E A	U M	H T
V M	U C	R O	O R	R I	O A
I S	L K	T B	R T	T T	M L
D	E	O Y	G L	I H	A N
	W R	N "	E I	S	S A
J	.		N		K
.		C M	S E	B	M E
		A		.	R
		R			C
		S			H
		H			A
					E
					L

VOTES
CAST

ALL DISTRICTS

001 PRECINCT 1	648	9	13	10	30	14	15
002 PRECINCT 2	789	15	10	10	22	21	23
003 PRECINCT 3	462	4	2	4	16	9	16
004 PRECINCT 4	753	7	8	7	22	13	18
005 PRECINCT 5	657	16	7	10	9	7	9
006 PRECINCT 6	186	3	2	0	3	3	7
007 PRECINCT 7	255	5	3	3	5	5	5
008 PRECINCT 8	555	7	6	9	19	5	15
009 PRECINCT 9	534	2	9	8	15	8	9
010 PRECINCT 10	159	4	3	2	3	3	5
011 PRECINCT 12	144	4	2	3	5	6	6
012 PRECINCT 13	357	8	3	2	6	6	7
013 PRECINCT 14	309	5	6	4	14	3	7
014 PRECINCT 15	585	8	10	11	27	17	24
015 PRECINCT 16	444	6	7	3	12	6	15
016 PRECINCT 17	399	11	7	4	14	13	16
017 PRECINCT 18	90	0	1	0	4	2	3
018 PRECINCT 20	231	3	3	4	1	3	6
019 PRECINCT 21	222	0	3	4	8	7	10
020 PRECINCT 22	108	2	2	0	5	1	3
021 PRECINCT 23	636	17	4	7	21	13	15
022 PRECINCT 24	585	10	9	5	19	11	22
023 PRECINCT 25	822	13	11	12	21	7	20
024 PRECINCT 26	390	4	4	5	21	6	18
025 PRECINCT 27	456	9	7	4	12	6	16
026 PRECINCT 28	453	9	5	2	11	4	9
027 PRECINCT 29	459	6	4	2	13	6	6
028 PRECINCT 30	315	4	2	5	18	5	13
029 PRECINCT 31	681	20	13	6	23	15	22
030 PRECINCT 32	444	11	12	5	15	6	18
031 PRECINCT 35	648	15	10	9	23	9	15
032 PRECINCT 36	201	1	2	3	10	6	8
033 PRECINCT 39	522	5	7	7	17	9	13
034 PRECINCT 40	213	4	3	2	8	2	5
035 PRECINCT 41	222	1	2	0	14	1	3
036 PRECINCT 42	369	9	10	8	16	6	7
037 PRECINCT 44	681	13	12	5	21	23	23
038 PRECINCT 46	525	13	11	12	31	12	17
039 PRECINCT 47	639	15	15	11	28	21	25
040 PRECINCT 48	450	3	10	7	18	6	14
041 PRECINCT 49	177	2	5	7	9	9	14
042 PRECINCT 51	333	3	5	0	14	1	2

043 PRECINCT 52	312	2	6	3	16	1	3
044 PRECINCT 53	336	7	6	6	25	3	14
045 PRECINCT 54	456	8	6	6	24	7	17
046 PRECINCT 55	396	0	2	0	3	4	5
047 PRECINCT 56	93	1	2	2	4	0	5
048 PRECINCT 58	114	6	9	6	22	11	16
049 PRECINCT 70	600	10	8	9	24	12	13
050 PRECINCT 71	594	8	7	5	14	8	7
051 PRECINCT 72	417	7	12	15	35	17	28
052 PRECINCT 73	741	5	10	7	21	10	16
053 PRECINCT 74	609	9	9	6	19	7	15
054 PRECINCT 75	420	2	2	2	6	0	2
055 PRECINCT 76	132	9	3	6	21	11	20
056 PRECINCT 79A	495	6	5	10	21	10	15
057 PRECINCT 79B	630	11	8	12	23	7	20
058 PRECINCT 80	489	3	15	8	13	8	13
059 PRECINCT 81	477	5	4	4	17	5	10
060 PRECINCT 82	354	14	18	9	28	14	22
061 PRECINCT 83	858	8	5	7	12	5	11
062 PRECINCT 84	366	11	8	4	20	8	8
063 PRECINCT 86	576	13	8	11	23	14	22
064 PRECINCT 87	648	15	4	4	8	6	10
065 PRECINCT 88	492	2	1	3	15	5	10
066 PRECINCT 90	315	10	5	7	23	9	15
067 PRECINCT 91	492	7	7	14	28	10	13
068 PRECINCT 92	654	8	16	19	28	15	23
069 PRECINCT 33	711	5	15	9	22	17	18
070 PRECINCT 34	525	12	11	4	18	11	17
071 PRECINCT 37	447	18	11	20	49	30	34
072 PRECINCT 38	1242	11	11	8	49	14	13
073 PRECINCT 59	657	2	6	4	13	4	5
074 PRECINCT 60	291	13	14	17	38	13	31
075 PRECINCT 61	981	1	13	8	12	6	6
076 PRECINCT 63	291	1	6	10	12	8	14
077 PRECINCT 64	369	8	21	11	40	17	19
078 PRECINCT 67	762	5	13	9	30	12	22
079 PRECINCT 68	612	11	17	11	24	17	21
080 PRECINCT 69	723	9	6	10	13	7	16
081 PRECINCT 77B	555	6	8	11	21	12	22
082 PRECINCT 77A	600	14	11	9	28	14	23
083 PRECINCT 78	798	3	3	3	6	4	8
084 PRECINCT 85	237	6	12	12	29	18	23
085 PRECINCT 62	873						

TOTAL							
ALL DISTRICTS	40908	624	637	565	1534	749	1176

RACE TOTALS	40908	624	637	565	1534	749	1176
-------------	-------	-----	-----	-----	------	-----	------

0

MONONGALIA COUNTY, WEST VIRGINIA
PRIMARY ELECTION
MAY 14, 1996

L A R L B D S F
A L I U O O T O
M E C G B L E R
A X H A E V B
R A A R E E S
N R D
D D
E
R G

Page 63
647

VOTES
CAST

ALL DISTRICTS

001 PRECINCT 1	84	2	2	49	4
002 PRECINCT 2	111	5	1	70	4
003 PRECINCT 3	74	6	2	49	3
004 PRECINCT 4	118	8	2	64	12
005 PRECINCT 5	71	3	2	46	7
006 PRECINCT 6	18	1	0	13	1
007 PRECINCT 7	20	0	1	11	2
008 PRECINCT 8	78	5	0	48	7
009 PRECINCT 9	46	2	0	29	4
010 PRECINCT 10	14	1	0	7	0
011 PRECINCT 12	17	3	2	5	1
012 PRECINCT 13	38	0	1	25	0
013 PRECINCT 14	41	0	1	25	3
014 PRECINCT 15	75	1	0	51	2
015 PRECINCT 16	68	1	1	44	7
016 PRECINCT 17	39	2	0	16	1
017 PRECINCT 18	22	1	0	12	2
018 PRECINCT 20	22	2	0	11	2
019 PRECINCT 21	49	1	2	28	2
020 PRECINCT 22	20	0	0	10	2
021 PRECINCT 23	102	3	0	72	7
022 PRECINCT 24	124	1	4	96	4
023 PRECINCT 25	53	3	1	30	3
024 PRECINCT 26	93	4	3	59	6
025 PRECINCT 27	81	4	0	52	5
026 PRECINCT 28	81	5	0	53	5
027 PRECINCT 29	42	2	0	29	3
028 PRECINCT 30	20	0	0	13	1
029 PRECINCT 31	61	4	1	27	6
030 PRECINCT 32	52	0	2	36	2
031 PRECINCT 35	88	3	1	56	3
032 PRECINCT 36	41	0	0	28	2
033 PRECINCT 39	85	1	2	56	8
034 PRECINCT 40	33	3	0	20	2
035 PRECINCT 41	36	0	2	19	1
036 PRECINCT 42	35	1	0	17	2
037 PRECINCT 44	48	1	0	19	3
038 PRECINCT 46	20	0	0	11	0
039 PRECINCT 47	19	0	0	10	0
040 PRECINCT 48	14	3	0	4	0
041 PRECINCT 49	24	0	0	10	1
042 PRECINCT 51	43	0	1	17	2

043 PRECINCT 52	42	0	0	19	6
044 PRECINCT 53	48	2	0	22	2
045 PRECINCT 54	59	2	1	23	4
046 PRECINCT 55	47	0	0	31	1
047 PRECINCT 56	11	0	0	6	0
048 PRECINCT 58	23	0	0	13	2
049 PRECINCT 70	57	3	1	36	2
050 PRECINCT 71	51	2	0	37	2
051 PRECINCT 72	30	1	0	13	5
052 PRECINCT 73	61	1	0	38	5
053 PRECINCT 74	21	0	0	13	3
054 PRECINCT 75	29	1	0	16	3
055 PRECINCT 76	18	1	0	10	0
056 PRECINCT 79A	88	0	0	65	1
057 PRECINCT 79B	101	2	2	74	0
058 PRECINCT 80	120	4	1	67	6
059 PRECINCT 81	73	3	3	48	2
060 PRECINCT 82	52	3	1	30	1
061 PRECINCT 83	121	4	0	83	5
062 PRECINCT 84	53	3	0	32	2
063 PRECINCT 86	115	4	2	65	7
064 PRECINCT 87	122	4	3	81	8
065 PRECINCT 88	74	2	1	46	9
066 PRECINCT 90	95	5	4	55	7
067 PRECINCT 91	99	2	0	58	8
068 PRECINCT 92	63	2	1	33	2
069 PRECINCT 33	84	4	1	53	3
070 PRECINCT 34	67	2	0	39	4
071 PRECINCT 37	63	4	1	33	4
072 PRECINCT 38	111	0	0	63	10
073 PRECINCT 59	97	0	0	50	6
074 PRECINCT 60	33	2	1	17	3
075 PRECINCT 61	147	8	3	85	10
076 PRECINCT 63	43	0	1	22	2
077 PRECINCT 64	36	1	1	20	0
078 PRECINCT 67	48	0	1	30	4
079 PRECINCT 68	94	1	1	51	8
080 PRECINCT 69	45	0	1	27	3
081 PRECINCT 77B	90	0	0	56	6
082 PRECINCT 77A	89	3	2	62	4
083 PRECINCT 78	163	6	1	99	8
084 PRECINCT 85	32	1	1	18	3
085 PRECINCT 62	130	3	1	83	6

TOTAL

ALL DISTRICTS

5265	168	70	3169	309
------	-----	----	------	-----

RACE TOTALS

5265	168	70	3169	309
------	-----	----	------	-----

REP. PRESIDENT
0

MONONGALIA COUNTY, WEST VIRGINIA
PRIMARY ELECTION
MAY 14, 1996

P G A K M T P "
H R L E O A A P
I A A Y R Y T A
L N N E R L R T "
N S Y O R I "
L E C K B
E U
J C
H
A
N
A
N

VOTES
CAST

ALL DISTRICTS

001 PRECINCT 1	84	2	2	1	15
002 PRECINCT 2	111	4	7	1	9
003 PRECINCT 3	74	0	5	1	5
004 PRECINCT 4	118	2	3	1	11
005 PRECINCT 5	71	1	4	0	4
006 PRECINCT 6	18	1	1	0	1
007 PRECINCT 7	20	2	1	0	2
008 PRECINCT 8	78	0	7	0	4
009 PRECINCT 9	46	1	3	0	5
010 PRECINCT 10	14	0	4	0	0
011 PRECINCT 12	17	0	3	0	2
012 PRECINCT 13	38	0	2	0	9
013 PRECINCT 14	41	0	2	0	7
014 PRECINCT 15	75	0	2	0	8
015 PRECINCT 16	68	0	1	1	6
016 PRECINCT 17	39	2	5	0	8
017 PRECINCT 18	22	1	2	0	3
018 PRECINCT 20	22	0	3	0	3
019 PRECINCT 21	49	2	3	0	8
020 PRECINCT 22	20	0	4	0	4
021 PRECINCT 23	102	2	3	1	8
022 PRECINCT 24	124	0	7	0	5
023 PRECINCT 25	53	1	4	0	7
024 PRECINCT 26	93	2	4	0	9
025 PRECINCT 27	81	2	3	0	10
026 PRECINCT 28	81	1	5	0	7
027 PRECINCT 29	42	0	3	0	4
028 PRECINCT 30	20	0	0	0	5
029 PRECINCT 31	61	1	3	0	8
030 PRECINCT 32	52	0	1	1	7
031 PRECINCT 35	88	2	2	0	16
032 PRECINCT 36	41	0	3	0	4
033 PRECINCT 39	85	0	1	0	12
034 PRECINCT 40	33	0	1	0	2
035 PRECINCT 41	36	0	2	1	7
036 PRECINCT 42	35	1	1	0	9
037 PRECINCT 44	48	1	3	0	19
038 PRECINCT 46	20	0	1	0	3
039 PRECINCT 47	19	0	0	0	6
040 PRECINCT 48	14	1	0	0	4
041 PRECINCT 49	24	1	1	1	8
042 PRECINCT 51	17	0	2	0	12

043 PRECINCT 52	42	2	3	0	8
044 PRECINCT 53	48	0	1	0	15
045 PRECINCT 54	59	0	1	0	18
046 PRECINCT 55	47	0	0	1	9
047 PRECINCT 56	11	0	0	0	4
048 PRECINCT 58	23	0	0	0	5
049 PRECINCT 70	57	0	3	0	11
050 PRECINCT 71	51	0	2	0	6
051 PRECINCT 72	30	0	0	0	4
052 PRECINCT 73	61	0	5	0	6
053 PRECINCT 74	21	0	0	0	2
054 PRECINCT 75	29	0	2	1	5
055 PRECINCT 76	18	0	1	0	5
056 PRECINCT 79A	88	2	8	0	9
057 PRECINCT 79B	101	1	3	0	10
058 PRECINCT 80	120	0	14	1	20
059 PRECINCT 81	73	1	5	0	9
060 PRECINCT 82	52	0	4	0	9
061 PRECINCT 83	121	2	3	0	13
062 PRECINCT 84	53	3	4	0	4
063 PRECINCT 86	115	2	14	0	14
064 PRECINCT 87	122	3	3	0	12
065 PRECINCT 88	74	3	3	1	8
066 PRECINCT 90	95	2	4	0	8
067 PRECINCT 91	99	3	18	0	8
068 PRECINCT 92	63	1	6	1	11
069 PRECINCT 33	84	3	7	2	6
070 PRECINCT 34	67	1	10	0	11
071 PRECINCT 37	63	2	1	0	12
072 PRECINCT 38	111	0	4	0	24
073 PRECINCT 59	97	3	5	1	22
074 PRECINCT 60	33	0	1	0	6
075 PRECINCT 61	147	4	5	0	23
076 PRECINCT 63	43	2	2	0	11
077 PRECINCT 64	36	0	1	0	11
078 PRECINCT 67	48	1	0	0	12
079 PRECINCT 68	94	2	9	1	14
080 PRECINCT 69	45	0	4	0	6
081 PRECINCT 77B	90	3	4	0	17
082 PRECINCT 77A	89	1	5	0	9
083 PRECINCT 78	163	8	17	0	17
084 PRECINCT 85	32	0	1	0	7
085 PRECINCT 62	130	1	8	0	17

TOTAL

ALL DISTRICTS

5265	89	305	18	744
------	----	-----	----	-----

RACE TOTALS

5265	89	305	18	744
------	----	-----	----	-----

REP. U.S. SENATOR
0

MONONGALIA COUNTY, WEST VIRGINIA
PRIMARY ELECTION
MAY 14, 1996

B B
E U
T R
T K
Y S

VOTES
CAST

A
.

ALL DISTRICTS

001	PRECINCT 1	84	50
002	PRECINCT 2	111	76
003	PRECINCT 3	74	53
004	PRECINCT 4	118	64
005	PRECINCT 5	71	52
006	PRECINCT 6	18	12
007	PRECINCT 7	20	17
008	PRECINCT 8	78	42
009	PRECINCT 9	46	35
010	PRECINCT 10	14	9
011	PRECINCT 12	17	10
012	PRECINCT 13	38	30
013	PRECINCT 14	41	30
014	PRECINCT 15	75	49
015	PRECINCT 16	68	53
016	PRECINCT 17	39	25
017	PRECINCT 18	22	13
018	PRECINCT 20	22	15
019	PRECINCT 21	49	33
020	PRECINCT 22	20	17
021	PRECINCT 23	102	79
022	PRECINCT 24	124	89
023	PRECINCT 25	53	41
024	PRECINCT 26	93	64
025	PRECINCT 27	81	55
026	PRECINCT 28	81	63
027	PRECINCT 29	42	36
028	PRECINCT 30	20	12
029	PRECINCT 31	61	36
030	PRECINCT 32	52	34
031	PRECINCT 35	88	62
032	PRECINCT 36	41	25
033	PRECINCT 39	85	59
034	PRECINCT 40	33	21
035	PRECINCT 41	36	27
036	PRECINCT 42	35	21
037	PRECINCT 44	48	35
038	PRECINCT 46	20	11
039	PRECINCT 47	19	10
040	PRECINCT 48	14	8
041	PRECINCT 49	24	14
042	PRECINCT 51	43	20
043	PRECINCT 52	42	28
044	PRECINCT 53	48	27
045	PRECINCT 54	59	34
046	PRECINCT 55	47	33
047	PRECINCT 56	11	6

048	PRECINCT 58	23	10
049	PRECINCT 70	57	40
050	PRECINCT 71	51	41
051	PRECINCT 72	30	21
052	PRECINCT 73	61	50
053	PRECINCT 74	21	12
054	PRECINCT 75	29	22
055	PRECINCT 76	18	14
056	PRECINCT 79A	88	62
057	PRECINCT 79B	101	73
058	PRECINCT 80	120	83
059	PRECINCT 81	73	50
060	PRECINCT 82	52	31
061	PRECINCT 83	121	79
062	PRECINCT 84	53	37
063	PRECINCT 86	115	70
064	PRECINCT 87	122	81
065	PRECINCT 88	74	55
066	PRECINCT 90	95	63
067	PRECINCT 91	99	63
068	PRECINCT 92	63	44
069	PRECINCT 33	84	68
070	PRECINCT 34	67	47
071	PRECINCT 37	63	47
072	PRECINCT 38	111	76
073	PRECINCT 59	97	72
074	PRECINCT 60	33	22
075	PRECINCT 61	147	109
076	PRECINCT 63	43	23
077	PRECINCT 64	36	19
078	PRECINCT 67	48	43
079	PRECINCT 68	94	76
080	PRECINCT 69	45	30
081	PRECINCT 77B	90	66
082	PRECINCT 77A	89	65
083	PRECINCT 78	163	122
084	PRECINCT 85	32	19
085	PRECINCT 62	130	98

TOTAL

ALL DISTRICTS

5265

3638

RACE TOTALS

5265

3638

REP. GOVERNOR
0

MONONGALIA COUNTY, WEST VIRGINIA
PRIMARY ELECTION
MAY 14, 1996

C	U	D	M	J	M
E	N	A	C	O	C
C	D	V	K	N	B
I	E	I	I		R
L	R	D	N		I
	W		L		D
H	O		E		E
.	O		Y		
	D				

VOTES
CAST

ALL DISTRICTS

001	PRECINCT 1	84	28	29	20
002	PRECINCT 2	111	40	30	35
003	PRECINCT 3	74	30	29	13
004	PRECINCT 4	118	45	37	28
005	PRECINCT 5	71	32	19	19
006	PRECINCT 6	18	8	5	5
007	PRECINCT 7	20	7	7	3
008	PRECINCT 8	78	30	25	16
009	PRECINCT 9	46	14	17	14
010	PRECINCT 10	14	3	4	5
011	PRECINCT 12	17	6	5	4
012	PRECINCT 13	38	14	12	11
013	PRECINCT 14	41	13	12	12
014	PRECINCT 15	75	26	26	20
015	PRECINCT 16	68	24	27	15
016	PRECINCT 17	39	12	16	10
017	PRECINCT 18	22	9	5	7
018	PRECINCT 20	22	5	6	10
019	PRECINCT 21	49	21	17	9
020	PRECINCT 22	20	3	12	5
021	PRECINCT 23	102	38	28	32
022	PRECINCT 24	124	66	25	29
023	PRECINCT 25	53	12	17	18
024	PRECINCT 26	93	44	30	16
025	PRECINCT 27	81	25	31	23
026	PRECINCT 28	81	38	26	15
027	PRECINCT 29	42	13	11	16
028	PRECINCT 30	20	9	8	2
029	PRECINCT 31	61	13	27	17
030	PRECINCT 32	52	12	18	20
031	PRECINCT 35	88	25	30	29
032	PRECINCT 36	41	16	12	11
033	PRECINCT 39	85	33	31	16
034	PRECINCT 40	33	18	6	6
035	PRECINCT 41	36	12	12	9
036	PRECINCT 42	35	17	11	5
037	PRECINCT 44	48	11	22	14
038	PRECINCT 46	20	8	5	4
039	PRECINCT 47	19	2	7	7
040	PRECINCT 48	14	5	5	2
041	PRECINCT 49	24	4	10	8
042	PRECINCT 51	43	18	10	7
043	PRECINCT 52	42	10	14	12
044	PRECINCT 53	48	18	17	8
045	PRECINCT 54	59	15	15	21
046	PRECINCT 55	47	16	19	10

047 PRECINCT 56	11	6	2	3
048 PRECINCT 58	23	6	12	3
049 PRECINCT 70	57	23	18	15
050 PRECINCT 71	51	15	17	16
051 PRECINCT 72	30	9	8	11
052 PRECINCT 73	61	22	16	20
053 PRECINCT 74	21	6	4	7
054 PRECINCT 75	29	9	8	11
055 PRECINCT 76	18	2	6	8
056 PRECINCT 79A	88	26	33	29
057 PRECINCT 79B	101	32	33	33
058 PRECINCT 80	120	34	41	40
059 PRECINCT 81	73	24	25	22
060 PRECINCT 82	52	15	18	16
061 PRECINCT 83	121	38	37	36
062 PRECINCT 84	53	15	17	20
063 PRECINCT 86	115	34	41	37
064 PRECINCT 87	122	53	37	30
065 PRECINCT 88	74	25	26	22
066 PRECINCT 90	95	28	43	19
067 PRECINCT 91	99	33	39	23
068 PRECINCT 92	63	19	17	22
069 PRECINCT 33	84	25	26	31
070 PRECINCT 34	67	16	25	25
071 PRECINCT 37	63	12	24	25
072 PRECINCT 38	111	38	33	34
073 PRECINCT 59	97	29	33	30
074 PRECINCT 60	33	7	12	13
075 PRECINCT 61	147	41	53	47
076 PRECINCT 63	43	12	18	11
077 PRECINCT 64	36	11	11	14
078 PRECINCT 67	48	9	20	18
079 PRECINCT 68	94	26	30	36
080 PRECINCT 69	45	8	21	11
081 PRECINCT 77B	90	25	33	28
082 PRECINCT 77A	89	35	24	29
083 PRECINCT 78	163	56	50	50
084 PRECINCT 85	32	8	15	8
085 PRECINCT 62	130	31	43	47

TOTAL				
ALL DISTRICTS	5265	1731	1756	1518

RACE TOTALS	5265	1731	1756	1518
-------------	------	------	------	------

REP. SECRETARY OF STATE

0

MONONGALIA COUNTY, WEST VIRGINIA
PRIMARY ELECTION
MAY 14, 1996

V H H T
E A E H
R Y N A
N E R X
O S Y T
N , L O
R J . N
. R .

VOTES
CAST

ALL DISTRICTS

001	PRECINCT 1	84	37	26
002	PRECINCT 2	111	52	28
003	PRECINCT 3	74	30	27
004	PRECINCT 4	118	45	29
005	PRECINCT 5	71	31	21
006	PRECINCT 6	18	6	6
007	PRECINCT 7	20	9	7
008	PRECINCT 8	78	35	12
009	PRECINCT 9	46	28	10
010	PRECINCT 10	14	3	8
011	PRECINCT 12	17	9	2
012	PRECINCT 13	38	21	13
013	PRECINCT 14	41	22	12
014	PRECINCT 15	75	36	22
015	PRECINCT 16	68	34	16
016	PRECINCT 17	39	15	14
017	PRECINCT 18	22	8	7
018	PRECINCT 20	22	10	5
019	PRECINCT 21	49	19	15
020	PRECINCT 22	20	10	8
021	PRECINCT 23	102	44	31
022	PRECINCT 24	124	61	36
023	PRECINCT 25	53	29	12
024	PRECINCT 26	93	44	27
025	PRECINCT 27	81	40	17
026	PRECINCT 28	81	37	29
027	PRECINCT 29	42	18	14
028	PRECINCT 30	20	12	4
029	PRECINCT 31	61	28	16
030	PRECINCT 32	52	22	18
031	PRECINCT 35	88	48	18
032	PRECINCT 36	41	15	14
033	PRECINCT 39	85	39	24
034	PRECINCT 40	33	12	8
035	PRECINCT 41	36	23	5
036	PRECINCT 42	35	18	6
037	PRECINCT 44	48	22	16
038	PRECINCT 46	20	8	6
039	PRECINCT 47	19	10	3
040	PRECINCT 48	14	8	2
041	PRECINCT 49	24	8	6
042	PRECINCT 51	43	11	12
043	PRECINCT 52	42	21	10
044	PRECINCT 53	48	22	6
045	PRECINCT 54	59	31	10

046 PRECINCT 55	47	25	13
047 PRECINCT 56	11	3	4
048 PRECINCT 58	23	5	7
049 PRECINCT 70	57	35	9
050 PRECINCT 71	51	27	13
051 PRECINCT 72	30	12	8
052 PRECINCT 73	61	32	19
053 PRECINCT 74	21	6	8
054 PRECINCT 75	29	15	5
055 PRECINCT 76	18	9	4
056 PRECINCT 79A	88	33	34
057 PRECINCT 79B	101	35	40
058 PRECINCT 80	120	52	41
059 PRECINCT 81	73	30	24
060 PRECINCT 82	52	24	11
061 PRECINCT 83	121	57	41
062 PRECINCT 84	53	22	23
063 PRECINCT 86	115	50	23
064 PRECINCT 87	122	51	35
065 PRECINCT 88	74	33	29
066 PRECINCT 90	95	39	27
067 PRECINCT 91	99	41	33
068 PRECINCT 92	63	29	19
069 PRECINCT 33	84	43	30
070 PRECINCT 34	67	44	12
071 PRECINCT 37	63	36	17
072 PRECINCT 38	111	54	35
073 PRECINCT 59	97	57	23
074 PRECINCT 60	33	21	4
075 PRECINCT 61	147	70	37
076 PRECINCT 63	43	11	12
077 PRECINCT 64	36	18	7
078 PRECINCT 67	48	33	11
079 PRECINCT 68	94	40	34
080 PRECINCT 69	45	24	12
081 PRECINCT 77B	90	34	30
082 PRECINCT 77A	89	41	31
083 PRECINCT 78	163	68	62
084 PRECINCT 85	32	15	9
085 PRECINCT 62	130	73	30

TOTAL			
ALL DISTRICTS	5265	2438	1504

RACE TOTALS	5265	2438	1504
1			

REP. TREASURER

0

MONONGALIA COUNTY, WEST VIRGINIA
 PRIMARY ELECTION
 MAY 14, 1996

S K
 T L
 A O
 N S

VOTES
 CAST

ALL DISTRICTS

001	PRECINCT 1	84	57
002	PRECINCT 2	111	75
003	PRECINCT 3	74	56
004	PRECINCT 4	118	63
005	PRECINCT 5	71	52
006	PRECINCT 6	18	12
007	PRECINCT 7	20	14
008	PRECINCT 8	78	46
009	PRECINCT 9	46	38
010	PRECINCT 10	14	11
011	PRECINCT 12	17	10
012	PRECINCT 13	38	27
013	PRECINCT 14	41	32
014	PRECINCT 15	75	50
015	PRECINCT 16	68	51
016	PRECINCT 17	39	24
017	PRECINCT 18	22	15
018	PRECINCT 20	22	19
019	PRECINCT 21	49	33
020	PRECINCT 22	20	17
021	PRECINCT 23	102	78
022	PRECINCT 24	124	95
023	PRECINCT 25	53	40
024	PRECINCT 26	93	75
025	PRECINCT 27	81	60
026	PRECINCT 28	81	59
027	PRECINCT 29	42	31
028	PRECINCT 30	20	13
029	PRECINCT 31	61	43
030	PRECINCT 32	52	36
031	PRECINCT 35	88	62
032	PRECINCT 36	41	28
033	PRECINCT 39	85	65
034	PRECINCT 40	33	22
035	PRECINCT 41	36	27
036	PRECINCT 42	35	25
037	PRECINCT 44	48	38
038	PRECINCT 46	20	13
039	PRECINCT 47	19	11
040	PRECINCT 48	14	9
041	PRECINCT 49	24	17
042	PRECINCT 51	43	21
043	PRECINCT 52	42	29
044	PRECINCT 53	48	25
045	PRECINCT 54	59	35
046	PRECINCT 55	47	32
047	PRECINCT 56	11	7
048	PRECINCT 58	23	8
049	PRECINCT 70	57	46

050	PRECINCT 71	51	38
051	PRECINCT 72	30	18
052	PRECINCT 73	61	47
053	PRECINCT 74	21	13
054	PRECINCT 75	29	22
055	PRECINCT 76	18	14
056	PRECINCT 79A	88	63
057	PRECINCT 79B	101	79
058	PRECINCT 80	120	94
059	PRECINCT 81	73	50
060	PRECINCT 82	52	34
061	PRECINCT 83	121	94
062	PRECINCT 84	53	38
063	PRECINCT 86	115	76
064	PRECINCT 87	122	90
065	PRECINCT 88	74	56
066	PRECINCT 90	95	64
067	PRECINCT 91	99	69
068	PRECINCT 92	63	46
069	PRECINCT 33	84	72
070	PRECINCT 34	67	50
071	PRECINCT 37	63	50
072	PRECINCT 38	111	82
073	PRECINCT 59	97	73
074	PRECINCT 60	33	21
075	PRECINCT 61	147	101
076	PRECINCT 63	43	25
077	PRECINCT 64	36	23
078	PRECINCT 67	48	41
079	PRECINCT 68	94	71
080	PRECINCT 69	45	32
081	PRECINCT 77B	90	64
082	PRECINCT 77A	89	73
083	PRECINCT 78	163	127
084	PRECINCT 85	32	23
085	PRECINCT 62	130	106

TOTAL		
ALL DISTRICTS	5265	3791

RACE TOTALS	5265	3791
-------------	------	------

REP. COMMISSIONER OF AGRICULTURE
0

MONONGALIA COUNTY, WEST VIRGINIA
PRIMARY ELECTION
MAY 14, 1996

P N
A U
U C
L H
I
M
S

VOTES
CAST

ALL DISTRICTS

001	PRECINCT 1	84	53
002	PRECINCT 2	111	75
003	PRECINCT 3	74	52
004	PRECINCT 4	118	56
005	PRECINCT 5	71	51
006	PRECINCT 6	18	12
007	PRECINCT 7	20	13
008	PRECINCT 8	78	45
009	PRECINCT 9	46	36
010	PRECINCT 10	14	9
011	PRECINCT 12	17	9
012	PRECINCT 13	38	29
013	PRECINCT 14	41	31
014	PRECINCT 15	75	52
015	PRECINCT 16	68	48
016	PRECINCT 17	39	24
017	PRECINCT 18	22	14
018	PRECINCT 20	22	16
019	PRECINCT 21	49	32
020	PRECINCT 22	20	16
021	PRECINCT 23	102	76
022	PRECINCT 24	124	92
023	PRECINCT 25	53	38
024	PRECINCT 26	93	67
025	PRECINCT 27	81	57
026	PRECINCT 28	81	58
027	PRECINCT 29	42	30
028	PRECINCT 30	20	14
029	PRECINCT 31	61	34
030	PRECINCT 32	52	33
031	PRECINCT 35	88	57
032	PRECINCT 36	41	24
033	PRECINCT 39	85	59
034	PRECINCT 40	33	16
035	PRECINCT 41	36	27
036	PRECINCT 42	35	23
037	PRECINCT 44	48	34
038	PRECINCT 46	20	15
039	PRECINCT 47	19	11
040	PRECINCT 48	14	9
041	PRECINCT 49	24	13
042	PRECINCT 51	43	20
043	PRECINCT 52	42	29
044	PRECINCT 53	48	23
045	PRECINCT 54	59	35
046	PRECINCT 55	47	32
047	PRECINCT 56	11	7
048	PRECINCT 58	23	8

049 PRECINCT 70	57	42
050 PRECINCT 71	51	37
051 PRECINCT 72	30	17
052 PRECINCT 73	61	46
053 PRECINCT 74	21	11
054 PRECINCT 75	29	20
055 PRECINCT 76	18	12
056 PRECINCT 79A	88	58
057 PRECINCT 79B	101	75
058 PRECINCT 80	120	87
059 PRECINCT 81	73	46
060 PRECINCT 82	52	31
061 PRECINCT 83	121	84
062 PRECINCT 84	53	35
063 PRECINCT 86	115	71
064 PRECINCT 87	122	83
065 PRECINCT 88	74	53
066 PRECINCT 90	95	57
067 PRECINCT 91	99	61
068 PRECINCT 92	63	45
069 PRECINCT 33	84	67
070 PRECINCT 34	67	47
071 PRECINCT 37	63	49
072 PRECINCT 38	111	77
073 PRECINCT 59	97	70
074 PRECINCT 60	33	24
075 PRECINCT 61	147	101
076 PRECINCT 63	43	22
077 PRECINCT 64	36	19
078 PRECINCT 67	48	40
079 PRECINCT 68	94	68
080 PRECINCT 69	45	31
081 PRECINCT 77B	90	61
082 PRECINCT 77A	89	73
083 PRECINCT 78	163	121
084 PRECINCT 85	32	19
085 PRECINCT 62	130	102

TOTAL		
ALL DISTRICTS	5265	3576

=====

RACE TOTALS	5265	3576
-------------	------	------

REP. ATTORNEY GENERAL
0

MONONGALIA COUNTY, WEST VIRGINIA
PRIMARY ELECTION
MAY 14, 1996

C L
H A
A N
R E
L
O
T
T
E
R
.

VOTES
CAST

ALL DISTRICTS

001	PRECINCT 1	84	53
002	PRECINCT 2	111	76
003	PRECINCT 3	74	54
004	PRECINCT 4	118	67
005	PRECINCT 5	71	49
006	PRECINCT 6	18	11
007	PRECINCT 7	20	15
008	PRECINCT 8	78	44
009	PRECINCT 9	46	36
010	PRECINCT 10	14	10
011	PRECINCT 12	17	11
012	PRECINCT 13	38	31
013	PRECINCT 14	41	30
014	PRECINCT 15	75	50
015	PRECINCT 16	68	51
016	PRECINCT 17	39	23
017	PRECINCT 18	22	14
018	PRECINCT 20	22	15
019	PRECINCT 21	49	28
020	PRECINCT 22	20	16
021	PRECINCT 23	102	80
022	PRECINCT 24	124	91
023	PRECINCT 25	53	38
024	PRECINCT 26	93	72
025	PRECINCT 27	81	56
026	PRECINCT 28	81	61
027	PRECINCT 29	42	31
028	PRECINCT 30	20	13
029	PRECINCT 31	61	36
030	PRECINCT 32	52	32
031	PRECINCT 35	88	59
032	PRECINCT 36	41	27
033	PRECINCT 39	85	55
034	PRECINCT 40	33	17
035	PRECINCT 41	36	25
036	PRECINCT 42	35	22
037	PRECINCT 44	48	32
038	PRECINCT 46	20	13
039	PRECINCT 47	19	10
040	PRECINCT 48	14	9
041	PRECINCT 49	24	15
042	PRECINCT 51	43	18
043	PRECINCT 52	42	28

044 PRECINCT 53	48	22
045 PRECINCT 54	59	33
046 PRECINCT 55	47	29
047 PRECINCT 56	11	7
048 PRECINCT 58	23	5
049 PRECINCT 70	57	41
050 PRECINCT 71	51	37
051 PRECINCT 72	30	16
052 PRECINCT 73	61	48
053 PRECINCT 74	21	10
054 PRECINCT 75	29	21
055 PRECINCT 76	18	12
056 PRECINCT 79A	88	63
057 PRECINCT 79B	101	79
058 PRECINCT 80	120	85
059 PRECINCT 81	73	47
060 PRECINCT 82	52	31
061 PRECINCT 83	121	82
062 PRECINCT 84	53	33
063 PRECINCT 86	115	75
064 PRECINCT 87	122	82
065 PRECINCT 88	74	57
066 PRECINCT 90	95	60
067 PRECINCT 91	99	60
068 PRECINCT 92	63	44
069 PRECINCT 33	84	66
070 PRECINCT 34	67	46
071 PRECINCT 37	63	50
072 PRECINCT 38	111	72
073 PRECINCT 59	97	70
074 PRECINCT 60	33	23
075 PRECINCT 61	147	103
076 PRECINCT 63	43	20
077 PRECINCT 64	36	18
078 PRECINCT 67	48	42
079 PRECINCT 68	94	67
080 PRECINCT 69	45	31
081 PRECINCT 77B	90	63
082 PRECINCT 77A	89	67
083 PRECINCT 78	163	120
084 PRECINCT 85	32	20
085 PRECINCT 62	130	93

TOTAL		
ALL DISTRICTS	5265	3574

RACE TOTALS	5265	3574
-------------	------	------

REP. SUPREME COURT OF APPEALS
0

MONONGALIA COUNTY, WEST VIRGINIA
PRIMARY ELECTION
MAY 14, 1996

663
Page 79

R (J Y
I R
C I
H C
A H
R I
D E
)
A
. R
O
B
B

VOTES
CAST

ALL DISTRICTS

001	PRECINCT 1	168	31	50
002	PRECINCT 2	222	46	65
003	PRECINCT 3	148	38	55
004	PRECINCT 4	236	40	61
005	PRECINCT 5	142	32	50
006	PRECINCT 6	36	7	12
007	PRECINCT 7	40	8	14
008	PRECINCT 8	156	31	48
009	PRECINCT 9	92	24	34
010	PRECINCT 10	28	5	7
011	PRECINCT 12	34	8	11
012	PRECINCT 13	76	25	23
013	PRECINCT 14	82	24	29
014	PRECINCT 15	150	33	45
015	PRECINCT 16	136	35	51
016	PRECINCT 17	78	17	22
017	PRECINCT 18	44	8	12
018	PRECINCT 20	44	10	14
019	PRECINCT 21	98	22	27
020	PRECINCT 22	40	13	15
021	PRECINCT 23	204	63	73
022	PRECINCT 24	248	67	83
023	PRECINCT 25	106	21	30
024	PRECINCT 26	186	45	55
025	PRECINCT 27	162	39	56
026	PRECINCT 28	162	38	55
027	PRECINCT 29	84	25	23
028	PRECINCT 30	40	7	11
029	PRECINCT 31	122	26	31
030	PRECINCT 32	104	23	29
031	PRECINCT 35	176	43	43
032	PRECINCT 36	82	19	19
033	PRECINCT 39	170	35	57
034	PRECINCT 40	66	12	14
035	PRECINCT 41	72	17	24
036	PRECINCT 42	70	12	20
037	PRECINCT 44	96	20	31
038	PRECINCT 46	40	9	14
039	PRECINCT 47	38	7	7
040	PRECINCT 48	28	6	8
041	PRECINCT 49	48	10	10
042	PRECINCT 51	86	9	20

043	PRECINCT 52	84	19	23
044	PRECINCT 53	96	15	18
045	PRECINCT 54	118	24	34
046	PRECINCT 55	94	22	29
047	PRECINCT 56	22	1	6
048	PRECINCT 58	46	5	12
049	PRECINCT 70	114	26	35
050	PRECINCT 71	102	29	36
051	PRECINCT 72	60	12	15
052	PRECINCT 73	122	36	46
053	PRECINCT 74	42	8	8
054	PRECINCT 75	58	13	21
055	PRECINCT 76	36	10	8
056	PRECINCT 79A	176	38	58
057	PRECINCT 79B	202	51	64
058	PRECINCT 80	240	54	79
059	PRECINCT 81	146	36	43
060	PRECINCT 82	104	26	31
061	PRECINCT 83	242	56	80
062	PRECINCT 84	106	20	34
063	PRECINCT 86	230	57	70
064	PRECINCT 87	244	48	79
065	PRECINCT 88	148	34	51
066	PRECINCT 90	190	47	61
067	PRECINCT 91	198	48	59
068	PRECINCT 92	126	31	38
069	PRECINCT 33	168	43	54
070	PRECINCT 34	134	26	49
071	PRECINCT 37	126	32	47
072	PRECINCT 38	222	48	69
073	PRECINCT 59	194	35	70
074	PRECINCT 60	66	14	19
075	PRECINCT 61	294	68	93
076	PRECINCT 63	86	14	21
077	PRECINCT 64	72	13	20
078	PRECINCT 67	96	21	36
079	PRECINCT 68	188	53	61
080	PRECINCT 69	90	20	23
081	PRECINCT 77B	180	46	49
082	PRECINCT 77A	178	43	74
083	PRECINCT 78	326	78	108
084	PRECINCT 85	64	16	17
085	PRECINCT 62	260	61	85

TOTAL
ALL DISTRICTS

10530 2407 3291

RACE TOTALS

10530 2407 3291

REP. STATE SENATOR DIST. 14

0

0650
Page 81

MONONGALIA COUNTY, WEST VIRGINIA
PRIMARY ELECTION
MAY 14, 1996

T H
H U
O D
M G
A I
S N
S
H ,
.
J
R
.

VOTES
CAST

ALL DISTRICTS

069 PRECINCT 33	84	66
070 PRECINCT 34	67	51
071 PRECINCT 37	63	46
072 PRECINCT 38	111	76
073 PRECINCT 59	97	69
074 PRECINCT 60	33	22
075 PRECINCT 61	147	104
076 PRECINCT 63	43	18
077 PRECINCT 64	36	19
078 PRECINCT 67	48	40
079 PRECINCT 68	94	69
080 PRECINCT 69	45	28
081 PRECINCT 77B	90	61
082 PRECINCT 77A	89	61
083 PRECINCT 78	163	119
084 PRECINCT 85	32	18
085 PRECINCT 62	130	97

TOTAL

ALL DISTRICTS	1372	964
---------------	------	-----

RACE TOTALS

1372	964
------	-----

1

MONONGALIA COUNTY, WEST VIRGINIA

PRIMARY ELECTION

MAY 14, 1996

E K	E B	M F	T G	S F
D O	R L	A R	O R	H L
H	I A	R I	B O	E E
O	C S	L C	Y F	I T
U	S	E H	F	R C
T	T	N		L H
	.	E		E
				L R
				E
				E

VOTES
CAST

ALL DISTRICTS

001 PRECINCT 1	336	50	55	48	19	59
002 PRECINCT 2	444	43	69	55	31	63
003 PRECINCT 3	296	30	57	44	16	45
004 PRECINCT 4	472	49	71	63	31	73
005 PRECINCT 5	284	37	50	36	30	44
006 PRECINCT 6	72	4	14	10	4	12
007 PRECINCT 7	80	7	10	12	6	12
008 PRECINCT 8	312	33	44	47	22	46
009 PRECINCT 9	184	27	34	25	13	33
010 PRECINCT 10	56	7	7	9	7	9
011 PRECINCT 12	68	7	11	10	7	11
012 PRECINCT 13	152	15	30	23	11	24
013 PRECINCT 14	164	22	30	19	21	30
014 PRECINCT 15	300	26	48	33	20	43
015 PRECINCT 16	272	40	40	37	29	53
016 PRECINCT 17	156	25	29	29	14	29
017 PRECINCT 18	88	9	10	9	8	11
018 PRECINCT 20	88	13	16	9	9	11
019 PRECINCT 21	196	23	34	28	11	32
020 PRECINCT 22	80	9	13	10	7	12
021 PRECINCT 23	408	43	78	54	30	60
022 PRECINCT 24	496	64	84	73	36	87
023 PRECINCT 25	212	23	34	27	17	37
024 PRECINCT 26	372	43	60	54	28	62
025 PRECINCT 27	324	30	62	48	23	55
026 PRECINCT 28	324	37	52	52	22	55
027 PRECINCT 29	168	17	28	23	10	23
028 PRECINCT 30	80	8	15	9	5	13
029 PRECINCT 31	244	25	35	30	15	40
030 PRECINCT 32	208	20	34	29	17	31
031 PRECINCT 35	352	39	60	55	32	59
032 PRECINCT 36	164	21	21	24	11	24
033 PRECINCT 39	340	45	61	49	21	55
034 PRECINCT 40	132	12	21	18	9	17
035 PRECINCT 41	144	16	27	20	16	19
036 PRECINCT 42	140	10	25	15	7	17
037 PRECINCT 44	192	19	36	24	16	25
038 PRECINCT 46	80	6	9	8	5	9
039 PRECINCT 47	76	12	16	12	4	11
040 PRECINCT 48	56	8	5	5	4	6
041 PRECINCT 49	96	7	16	10	8	12
042 PRECINCT 51	172	12	17	20	14	17

043 PRECINCT 52	168	20	19	24	14	26
044 PRECINCT 53	192	19	25	19	15	21
045 PRECINCT 54	236	20	36	27	22	32
046 PRECINCT 55	188	26	38	25	17	33
047 PRECINCT 56	44	3	7	2	1	7
048 PRECINCT 58	92	5	18	5	4	10
049 PRECINCT 70	228	20	38	35	16	40
050 PRECINCT 71	204	26	41	34	14	35
051 PRECINCT 72	120	11	17	15	8	21
052 PRECINCT 73	244	31	49	36	26	45
053 PRECINCT 74	84	2	10	8	3	8
054 PRECINCT 75	116	8	20	15	8	22
055 PRECINCT 76	72	11	14	12	7	11
056 PRECINCT 79A	352	33	62	56	16	58
057 PRECINCT 79B	404	49	77	62	27	73
058 PRECINCT 80	480	64	86	67	40	77
059 PRECINCT 81	292	28	46	42	15	52
060 PRECINCT 82	208	22	32	30	15	39
061 PRECINCT 83	484	52	80	78	37	84
062 PRECINCT 84	212	22	40	36	15	38
063 PRECINCT 86	460	39	80	57	34	71
064 PRECINCT 87	488	45	79	65	36	70
065 PRECINCT 88	296	36	50	45	29	53
066 PRECINCT 90	380	38	64	56	30	56
067 PRECINCT 91	396	38	58	70	22	60
068 PRECINCT 92	252	32	50	42	14	45
069 PRECINCT 33	336	46	68	59	29	57
070 PRECINCT 34	268	28	45	36	21	41
071 PRECINCT 37	252	34	37	40	25	49
072 PRECINCT 38	444	41	68	57	30	69
073 PRECINCT 59	388	45	61	57	41	74
074 PRECINCT 60	132	18	15	16	12	24
075 PRECINCT 61	588	71	95	81	44	94
076 PRECINCT 63	172	11	19	14	10	24
077 PRECINCT 64	144	13	25	16	10	20
078 PRECINCT 67	192	19	32	34	25	35
079 PRECINCT 68	376	42	69	50	29	58
080 PRECINCT 69	180	27	30	31	14	28
081 PRECINCT 77B	360	42	62	52	18	70
082 PRECINCT 77A	356	40	65	53	22	67
083 PRECINCT 78	652	80	123	97	41	110
084 PRECINCT 85	128	18	22	20	12	22
085 PRECINCT 62	520	0	0	0	0	0

TOTAL						
ALL DISTRICTS	21060	2268	3440	2891	1534	3315

RACE TOTALS	21060	2268	3440	2891	1534	3315
-------------	-------	------	------	------	------	------

Page 83
667

REP. COUNTY COMMISSIONER
0

MONONGALIA COUNTY, WEST VIRGINIA
PRIMARY ELECTION
MAY 14, 1996

VOTES
CAST

S
T
E
V
E
M
O
R
R
I
S

ALL DISTRICTS

001	PRECINCT 1	84	54
002	PRECINCT 2	111	70
003	PRECINCT 3	74	54
004	PRECINCT 4	118	67
005	PRECINCT 5	71	49
006	PRECINCT 6	18	11
007	PRECINCT 7	20	14
008	PRECINCT 8	78	45
009	PRECINCT 9	46	36
010	PRECINCT 10	14	10
011	PRECINCT 12	17	11
012	PRECINCT 13	38	31
013	PRECINCT 14	41	32
014	PRECINCT 15	75	52
015	PRECINCT 16	68	51
016	PRECINCT 17	39	25
017	PRECINCT 18	22	17
018	PRECINCT 20	22	15
019	PRECINCT 21	49	31
020	PRECINCT 22	20	17
021	PRECINCT 23	102	75
022	PRECINCT 24	124	90
023	PRECINCT 25	53	35
024	PRECINCT 26	93	68
025	PRECINCT 27	81	57
026	PRECINCT 28	81	62
027	PRECINCT 29	42	32
028	PRECINCT 30	20	12
029	PRECINCT 31	61	38
030	PRECINCT 32	52	36
031	PRECINCT 35	88	61
032	PRECINCT 36	41	23
033	PRECINCT 39	85	64
034	PRECINCT 40	33	19
035	PRECINCT 41	36	27
036	PRECINCT 42	35	23
037	PRECINCT 44	48	33
038	PRECINCT 46	20	16
039	PRECINCT 47	19	12
040	PRECINCT 48	14	7
041	PRECINCT 49	24	18
042	PRECINCT 51	43	20
043	PRECINCT 52	42	27
044	PRECINCT 53	48	23
045	PRECINCT 54	59	38
046	PRECINCT 55	47	32
047	PRECINCT 56	11	7
048	PRECINCT 58	23	9
049	PRECINCT 70	57	43

050	PRECINCT 71	51	36
051	PRECINCT 72	30	21
052	PRECINCT 73	61	50
053	PRECINCT 74	21	10
054	PRECINCT 75	29	20
055	PRECINCT 76	18	12
056	PRECINCT 79A	88	64
057	PRECINCT 79B	101	76
058	PRECINCT 80	120	85
059	PRECINCT 81	73	50
060	PRECINCT 82	52	30
061	PRECINCT 83	121	89
062	PRECINCT 84	53	35
063	PRECINCT 86	115	75
064	PRECINCT 87	122	89
065	PRECINCT 88	74	57
066	PRECINCT 90	95	63
067	PRECINCT 91	99	64
068	PRECINCT 92	63	48
069	PRECINCT 33	84	70
070	PRECINCT 34	67	48
071	PRECINCT 37	63	49
072	PRECINCT 38	111	78
073	PRECINCT 59	97	73
074	PRECINCT 60	33	26
075	PRECINCT 61	147	104
076	PRECINCT 63	43	27
077	PRECINCT 64	36	21
078	PRECINCT 67	48	41
079	PRECINCT 68	94	74
080	PRECINCT 69	45	31
081	PRECINCT 77B	90	61
082	PRECINCT 77A	89	68
083	PRECINCT 78	163	129
084	PRECINCT 85	32	22
085	PRECINCT 62	130	102

TOTAL		
ALL DISTRICTS	5265	3697

RACE TOTALS		
1	5265	3697

REP. ASSESSOR

0

MONONGALIA COUNTY, WEST VIRGINIA
 PRIMARY ELECTION
 MAY 14, 1996

J
O
E

T
E
N
A
N
T

VOTES
CAST

ALL DISTRICTS

001	PRECINCT 1	84	47
002	PRECINCT 2	111	63
003	PRECINCT 3	74	45
004	PRECINCT 4	118	58
005	PRECINCT 5	71	43
006	PRECINCT 6	18	10
007	PRECINCT 7	20	13
008	PRECINCT 8	78	37
009	PRECINCT 9	46	29
010	PRECINCT 10	14	9
011	PRECINCT 12	17	8
012	PRECINCT 13	38	27
013	PRECINCT 14	41	31
014	PRECINCT 15	75	52
015	PRECINCT 16	68	47
016	PRECINCT 17	39	22
017	PRECINCT 18	22	12
018	PRECINCT 20	22	16
019	PRECINCT 21	49	24
020	PRECINCT 22	20	15
021	PRECINCT 23	102	70
022	PRECINCT 24	124	77
023	PRECINCT 25	53	30
024	PRECINCT 26	93	60
025	PRECINCT 27	81	54
026	PRECINCT 28	81	49
027	PRECINCT 29	42	25
028	PRECINCT 30	20	11
029	PRECINCT 31	61	39
030	PRECINCT 32	52	34
031	PRECINCT 35	88	57
032	PRECINCT 36	41	25
033	PRECINCT 39	85	53
034	PRECINCT 40	33	17
035	PRECINCT 41	36	28
036	PRECINCT 42	35	23
037	PRECINCT 44	48	32
038	PRECINCT 46	20	14
039	PRECINCT 47	19	13
040	PRECINCT 48	14	6
041	PRECINCT 49	24	12
042	PRECINCT 51	43	20
043	PRECINCT 52	42	29
044	PRECINCT 53	48	26
045	PRECINCT 54	59	40
046	PRECINCT 55	47	31
047	PRECINCT 56	11	8
048	PRECINCT 58	23	7

049	PRECINCT 70	57	38
050	PRECINCT 71	51	36
051	PRECINCT 72	30	16
052	PRECINCT 73	61	48
053	PRECINCT 74	21	13
054	PRECINCT 75	29	19
055	PRECINCT 76	18	11
056	PRECINCT 79A	88	60
057	PRECINCT 79B	101	68
058	PRECINCT 80	120	76
059	PRECINCT 81	73	50
060	PRECINCT 82	52	34
061	PRECINCT 83	121	78
062	PRECINCT 84	53	32
063	PRECINCT 86	115	72
064	PRECINCT 87	122	75
065	PRECINCT 88	74	52
066	PRECINCT 90	95	57
067	PRECINCT 91	99	57
068	PRECINCT 92	63	44
069	PRECINCT 33	84	63
070	PRECINCT 34	67	47
071	PRECINCT 37	63	46
072	PRECINCT 38	111	75
073	PRECINCT 59	97	74
074	PRECINCT 60	33	21
075	PRECINCT 61	147	101
076	PRECINCT 63	43	26
077	PRECINCT 64	36	22
078	PRECINCT 67	48	38
079	PRECINCT 68	94	61
080	PRECINCT 69	45	29
081	PRECINCT 77B	90	61
082	PRECINCT 77A	89	62
083	PRECINCT 78	163	110
084	PRECINCT 85	32	18
085	PRECINCT 62	130	88

TOTAL

ALL DISTRICTS

5265

3376

RACE TOTALS

1

5265

3376

REP. MAGISTRATE

)

MONONGALIA COUNTY, WEST VIRGINIA
 PRIMARY ELECTION
 MAY 14, 1996

B
O
BH
A
R
TM
I
K
ER
O
B
E
R
T
SM
A
R
Y

S
L
E
E
T
HC
R
E
A
M
E
R

VOTES
 CAST

ALL DISTRICTS

001 PRECINCT 1	420	36	71	35
002 PRECINCT 2	555	50	80	51
003 PRECINCT 3	370	32	58	35
004 PRECINCT 4	590	48	79	56
005 PRECINCT 5	355	29	57	37
006 PRECINCT 6	90	7	12	8
007 PRECINCT 7	100	12	12	14
008 PRECINCT 8	390	31	51	35
009 PRECINCT 9	230	26	38	27
010 PRECINCT 10	70	7	10	8
011 PRECINCT 12	85	9	8	9
012 PRECINCT 13	190	26	23	25
013 PRECINCT 14	205	25	28	30
014 PRECINCT 15	375	38	51	41
015 PRECINCT 16	340	36	56	40
016 PRECINCT 17	195	25	30	26
017 PRECINCT 18	110	9	13	8
018 PRECINCT 20	110	10	11	11
019 PRECINCT 21	245	19	33	19
020 PRECINCT 22	100	14	17	11
021 PRECINCT 23	510	59	87	61
022 PRECINCT 24	620	61	98	68
023 PRECINCT 25	265	20	35	23
024 PRECINCT 26	465	51	77	58
025 PRECINCT 27	405	46	61	41
026 PRECINCT 28	405	43	62	48
027 PRECINCT 29	210	23	29	22
028 PRECINCT 30	100	12	13	12
029 PRECINCT 31	305	28	37	30
030 PRECINCT 32	260	24	28	22
031 PRECINCT 35	440	40	58	46
032 PRECINCT 36	205	17	24	19
033 PRECINCT 39	425	39	63	45
034 PRECINCT 40	165	18	20	15
035 PRECINCT 41	180	25	28	23
036 PRECINCT 42	175	17	19	15
037 PRECINCT 44	240	27	30	22
038 PRECINCT 46	100	10	11	8
039 PRECINCT 47	95	12	12	7
040 PRECINCT 48	70	4	9	5
041 PRECINCT 49	120	13	15	9
042 PRECINCT 51	215	14	16	9
043 PRECINCT 52	210	21	25	20
044 PRECINCT 53	240	16	16	14

045	PRECINCT 54	295	33	39	26
046	PRECINCT 55	235	26	28	26
047	PRECINCT 56	55	6	6	2
048	PRECINCT 58	115	10	5	3
049	PRECINCT 70	285	32	39	22
050	PRECINCT 71	255	29	44	28
051	PRECINCT 72	150	15	19	13
052	PRECINCT 73	305	41	47	41
053	PRECINCT 74	105	9	12	7
054	PRECINCT 75	145	13	18	15
055	PRECINCT 76	90	10	11	8
056	PRECINCT 79A	440	47	60	44
057	PRECINCT 79B	505	58	69	54
058	PRECINCT 80	600	66	84	58
059	PRECINCT 81	365	41	44	35
060	PRECINCT 82	260	25	33	23
061	PRECINCT 83	605	73	79	61
062	PRECINCT 84	265	30	34	28
063	PRECINCT 86	575	56	81	58
064	PRECINCT 87	610	53	92	51
065	PRECINCT 88	370	42	50	38
066	PRECINCT 90	475	42	70	45
067	PRECINCT 91	495	38	60	38
068	PRECINCT 92	315	38	48	36
069	PRECINCT 33	420	55	64	49
070	PRECINCT 34	335	35	42	25
071	PRECINCT 37	315	36	39	36
072	PRECINCT 38	555	64	78	55
073	PRECINCT 59	485	58	64	56
074	PRECINCT 60	165	16	25	16
075	PRECINCT 61	735	86	100	80
076	PRECINCT 63	215	18	25	13
077	PRECINCT 64	180	18	22	15
078	PRECINCT 67	240	27	37	31
079	PRECINCT 68	470	60	58	49
080	PRECINCT 69	225	23	30	20
081	PRECINCT 77B	450	46	60	40
082	PRECINCT 77A	445	57	69	52
083	PRECINCT 78	815	96	111	83
084	PRECINCT 85	160	17	20	17
085	PRECINCT 62	650	71	93	58

TOTAL				
ALL DISTRICTS	26325	2745	3620	2623

RACE TOTALS	26325	2745	3620	2623
-------------	-------	------	------	------

MONONGALIA COUNTY, WEST VIRGINIA
PRIMARY ELECTION
MAY 14, 1996

B	A	D	B	C	B	S	B	D	B
O	S	A	A	L	E	H	E	O	O
B	H	V	R	E	N	A	N	N	L
	L	I	N	V	E	N	N	N	E
	E	D	E	E	D	N	E	A	Y
	Y		T		I	O	T		
		A	T		C	N	T	J	
		L	E		T				
		L	E						
		N							

VOTES
CAST

ALL DISTRICTS

001 PRECINCT 1	756	13	8	35	13	13
002 PRECINCT 2	999	15	13	45	20	19
003 PRECINCT 3	666	11	14	34	16	18
004 PRECINCT 4	1062	10	6	43	12	14
005 PRECINCT 5	639	12	8	35	10	9
006 PRECINCT 6	162	4	3	8	3	3
007 PRECINCT 7	180	2	2	6	3	3
008 PRECINCT 8	702	7	5	30	10	9
009 PRECINCT 9	414	7	6	17	8	11
010 PRECINCT 10	126	1	3	7	2	2
011 PRECINCT 12	153	1	1	5	2	0
012 PRECINCT 13	342	7	6	18	10	10
013 PRECINCT 14	369	8	9	23	10	7
014 PRECINCT 15	675	12	5	28	11	10
015 PRECINCT 16	612	11	5	35	19	11
016 PRECINCT 17	351	5	5	12	5	1
017 PRECINCT 18	198	3	4	11	3	3
018 PRECINCT 20	198	4	2	4	5	2
019 PRECINCT 21	441	4	5	19	7	4
020 PRECINCT 22	180	2	3	9	4	6
021 PRECINCT 23	918	16	15	45	14	17
022 PRECINCT 24	1116	20	17	55	22	21
023 PRECINCT 25	477	6	6	19	10	10
024 PRECINCT 26	837	11	12	43	11	10
025 PRECINCT 27	729	11	4	33	11	10
026 PRECINCT 28	729	6	9	32	8	9
027 PRECINCT 29	378	6	2	14	5	4
028 PRECINCT 30	180	3	1	9	0	3
029 PRECINCT 31	549	6	5	19	10	7
030 PRECINCT 32	468	10	7	21	11	12
031 PRECINCT 35	792	19	9	39	15	12
032 PRECINCT 36	369	6	5	19	9	11
033 PRECINCT 39	765	10	14	27	16	13
034 PRECINCT 40	297	3	3	7	5	6
035 PRECINCT 41	324	7	5	13	3	5
036 PRECINCT 42	315	2	3	9	5	5
037 PRECINCT 44	432	8	5	14	4	8
038 PRECINCT 46	180	3	1	8	4	3
039 PRECINCT 47	171	3	4	5	3	0
040 PRECINCT 48	126	3	1	1	0	1
041 PRECINCT 49	216	0	3	5	2	3
042 PRECINCT 51	387	1	1	4	3	3

043 PRECINCT 52	378	5	3	11	6	5
044 PRECINCT 53	432	3	4	14	3	5
045 PRECINCT 54	531	5	6	18	12	5
046 PRECINCT 55	423	16	7	20	10	7
047 PRECINCT 56	99	2	3	3	2	3
048 PRECINCT 58	207	4	3	7	3	2
049 PRECINCT 70	513	12	5	22	10	4
050 PRECINCT 71	459	12	7	21	14	7
051 PRECINCT 72	270	2	2	8	2	4
052 PRECINCT 73	549	8	9	19	9	8
053 PRECINCT 74	189	1	3	6	3	3
054 PRECINCT 75	261	3	2	12	3	2
055 PRECINCT 76	162	3	2	5	4	3
056 PRECINCT 79A	792	14	10	34	14	15
057 PRECINCT 79B	909	21	15	37	20	20
058 PRECINCT 80	1080	13	11	39	12	14
059 PRECINCT 81	657	9	7	23	11	9
060 PRECINCT 82	468	7	4	11	14	7
061 PRECINCT 83	1089	16	20	44	29	17
062 PRECINCT 84	477	6	6	21	6	2
063 PRECINCT 86	1035	11	7	37	13	9
064 PRECINCT 87	1098	18	10	39	17	11
065 PRECINCT 88	666	10	6	30	15	9
066 PRECINCT 90	855	16	13	47	18	22
067 PRECINCT 91	891	7	10	34	8	10
068 PRECINCT 92	567	7	4	21	13	5
069 PRECINCT 33	756	13	10	38	15	18
070 PRECINCT 34	603	10	6	19	12	6
071 PRECINCT 37	567	15	8	18	12	11
072 PRECINCT 38	999	28	15	38	29	18
073 PRECINCT 59	873	14	6	39	16	10
074 PRECINCT 60	297	3	3	12	5	2
075 PRECINCT 61	1323	26	8	48	21	19
076 PRECINCT 63	387	4	1	9	0	5
077 PRECINCT 64	324	4	4	12	8	4
078 PRECINCT 67	432	10	4	23	13	11
079 PRECINCT 68	846	15	13	32	19	12
080 PRECINCT 69	405	8	12	20	10	10
081 PRECINCT 77B	810	14	10	28	16	13
082 PRECINCT 77A	801	20	6	30	17	12
083 PRECINCT 78	1467	22	18	66	23	30
084 PRECINCT 85	288	7	2	9	3	7
085 PRECINCT 62	1170	14	12	64	19	19

TOTAL

ALL DISTRICTS

47385	757	562	1953	853	743
-------	-----	-----	------	-----	-----

RACE TOTALS

47385	757	562	1953	853	743
-------	-----	-----	------	-----	-----

1

MONONGALIA COUNTY, WEST VIRGINIA
PRIMARY ELECTION
MAY 14, 1996

Page 92

W	"	M	C	C	G	B	G	R	H
I	B	I	A	L	I	O	O	O	A
L	I	C	R	I	L	B	U	B	R
L	L	H	E	N	L		L	E	H
I	L	A	Y	T	E		D	R	A
A	"	E		S				T	N
M		L		P					
	B			I				D	
T	R	W		E				.	
.	I	.							
	G							(
	H							B	
	T							O	
								B	
)	

VOTES
CAST

ALL DISTRICTS

001 PRECINCT 1	756	14	10	9	8	18
002 PRECINCT 2	999	26	15	10	10	18
003 PRECINCT 3	666	20	12	8	10	11
004 PRECINCT 4	1062	16	15	4	8	16
005 PRECINCT 5	639	12	19	5	9	11
006 PRECINCT 6	162	4	5	2	2	2
007 PRECINCT 7	180	3	4	1	0	2
008 PRECINCT 8	702	15	6	1	5	13
009 PRECINCT 9	414	9	8	5	6	5
010 PRECINCT 10	126	1	4	0	2	4
011 PRECINCT 12	153	2	0	0	3	2
012 PRECINCT 13	342	9	6	6	4	3
013 PRECINCT 14	369	12	8	6	4	11
014 PRECINCT 15	675	16	6	7	7	16
015 PRECINCT 16	612	16	11	8	13	14
016 PRECINCT 17	351	6	2	1	3	4
017 PRECINCT 18	198	2	3	3	4	4
018 PRECINCT 20	198	6	4	3	5	1
019 PRECINCT 21	441	10	6	4	4	8
020 PRECINCT 22	180	3	5	2	2	3
021 PRECINCT 23	918	27	11	9	11	22
022 PRECINCT 24	1116	29	19	13	9	30
023 PRECINCT 25	477	6	6	4	5	10
024 PRECINCT 26	837	24	9	6	6	15
025 PRECINCT 27	729	18	13	8	12	13
026 PRECINCT 28	729	14	4	3	7	12
027 PRECINCT 29	378	8	4	4	4	10
028 PRECINCT 30	180	3	1	3	0	2
029 PRECINCT 31	549	11	7	3	7	8
030 PRECINCT 32	468	9	5	5	6	9
031 PRECINCT 35	792	15	10	4	10	17
032 PRECINCT 36	369	8	8	2	5	10
033 PRECINCT 39	765	16	13	8	8	17
034 PRECINCT 40	297	3	5	6	5	4
035 PRECINCT 41	324	5	3	5	5	10
036 PRECINCT 42	315	4	4	0	3	9
037 PRECINCT 44	432	8	6	4	4	6
038 PRECINCT 46	180	1	1	2	1	5
039 PRECINCT 47	171	5	1	2	1	5
040 PRECINCT 48	126	2	1	2	0	1
041 PRECINCT 49	216	2	3	0	1	3
042 PRECINCT 51	387	3	1	0	2	4

043 PRECINCT 52	378	4	3	2	2	2
044 PRECINCT 53	432	7	5	7	6	5
045 PRECINCT 54	531	11	4	9	7	9
046 PRECINCT 55	423	7	7	6	8	4
047 PRECINCT 56	99	2	1	0	2	3
048 PRECINCT 58	287	1	4	2	1	4
049 PRECINCT 70	513	11	5	4	5	12
050 PRECINCT 71	459	10	7	5	7	13
051 PRECINCT 72	270	5	3	3	1	2
052 PRECINCT 73	549	15	5	6	7	15
053 PRECINCT 74	189	2	3	1	2	4
054 PRECINCT 75	261	1	1	2	0	6
055 PRECINCT 76	162	1	3	2	0	3
056 PRECINCT 79A	792	16	13	12	7	12
057 PRECINCT 79B	909	21	12	9	12	14
058 PRECINCT 80	1080	16	9	8	12	17
059 PRECINCT 81	657	14	11	10	9	14
060 PRECINCT 82	468	3	4	5	2	10
061 PRECINCT 83	1089	23	22	14	12	23
062 PRECINCT 84	477	9	6	3	5	12
063 PRECINCT 86	1035	18	14	8	2	16
064 PRECINCT 87	1098	15	20	6	10	21
065 PRECINCT 88	666	14	15	6	5	17
066 PRECINCT 90	855	22	19	8	7	17
067 PRECINCT 91	891	14	8	7	4	12
068 PRECINCT 92	567	7	7	5	7	11
069 PRECINCT 33	736	18	11	8	11	15
070 PRECINCT 34	688	12	8	4	9	11
071 PRECINCT 37	567	11	7	5	8	13
072 PRECINCT 38	999	19	16	18	14	24
073 PRECINCT 59	873	15	16	11	6	19
074 PRECINCT 60	297	3	5	2	0	5
075 PRECINCT 61	1323	13	9	9	9	28
076 PRECINCT 63	387	10	2	1	5	6
077 PRECINCT 64	324	6	4	4	2	5
078 PRECINCT 67	432	12	5	5	6	8
079 PRECINCT 68	846	14	13	9	6	19
080 PRECINCT 69	405	18	8	10	14	7
081 PRECINCT 77B	810	10	9	3	4	12
082 PRECINCT 77A	801	11	8	4	3	18
083 PRECINCT 78	1467	30	22	10	16	38
084 PRECINCT 85	288	3	2	1	2	5
085 PRECINCT 62	1170	23	19	10	18	28

TOTAL						
ALL DISTRICTS	47385	912	659	442	496	927

RACE TOTALS	47385	912	659	442	496	927
1						

MONONGALIA COUNTY, WEST VIRGINIA
PRIMARY ELECTION
MAY 14, 1996

V	H	E	K	J	L	J	M	D	M
E	A	D	O	O	e	O	c	A	c
R	Y		H	H	R	N	B	V	K
N	E		O	N	O		R	I	I
O	S		U		S		I	D	N
N	,		T	S	E		D		L
				T			E		E
R	J			E					Y
.	R			V					
	.			E					
				N					

VOTES
CAST

ALL DISTRICTS

001 PRECINCT 1	756	4	37	5	32	26
002 PRECINCT 2	999	11	34	10	41	39
003 PRECINCT 3	666	4	25	4	33	30
004 PRECINCT 4	1062	10	45	9	44	34
005 PRECINCT 5	639	8	32	6	37	30
006 PRECINCT 6	162	6	7	2	9	9
007 PRECINCT 7	180	4	8	2	5	8
008 PRECINCT 8	702	13	28	3	33	25
009 PRECINCT 9	414	2	16	3	20	15
010 PRECINCT 10	126	6	4	2	4	5
011 PRECINCT 12	153	1	4	1	4	5
012 PRECINCT 13	342	3	17	0	18	16
013 PRECINCT 14	369	4	16	3	20	15
014 PRECINCT 15	675	5	25	3	36	33
015 PRECINCT 16	612	9	29	3	31	31
016 PRECINCT 17	351	4	15	0	14	14
017 PRECINCT 18	198	3	8	0	7	5
018 PRECINCT 20	198	0	6	3	7	5
019 PRECINCT 21	441	3	15	4	26	13
020 PRECINCT 22	180	1	4	1	5	5
021 PRECINCT 23	918	8	36	9	45	34
022 PRECINCT 24	1116	19	57	6	62	44
023 PRECINCT 25	477	3	14	0	17	16
024 PRECINCT 26	837	12	33	6	42	36
025 PRECINCT 27	729	13	29	8	34	31
026 PRECINCT 28	729	6	26	4	27	27
027 PRECINCT 29	378	3	17	5	16	13
028 PRECINCT 30	180	2	8	1	7	6
029 PRECINCT 31	549	3	22	3	22	18
030 PRECINCT 32	468	1	15	3	24	18
031 PRECINCT 35	792	10	35	5	46	38
032 PRECINCT 36	369	2	15	2	22	12
033 PRECINCT 39	765	5	29	5	27	26
034 PRECINCT 40	297	3	8	3	8	5
035 PRECINCT 41	324	8	11	3	13	12
036 PRECINCT 42	315	4	17	4	11	10
037 PRECINCT 44	432	7	20	2	11	15
038 PRECINCT 46	180	1	8	0	5	3
039 PRECINCT 47	171	0	7	1	11	9
040 PRECINCT 48	126	1	2	2	1	1
041 PRECINCT 49	216	2	10	0	6	6
042 PRECINCT 51	387	4	7	1	7	4

043 PRECINCT 52	378	6	12	3	9	7
044 PRECINCT 53	432	1	15	1	11	14
045 PRECINCT 54	531	5	13	4	14	12
046 PRECINCT 55	423	7	19	3	17	13
047 PRECINCT 56	99	2	1	0	2	2
048 PRECINCT 58	207	1	3	1	8	9
049 PRECINCT 70	513	3	13	4	19	17
050 PRECINCT 71	459	13	24	2	23	26
051 PRECINCT 72	270	3	9	1	6	8
052 PRECINCT 73	549	10	22	3	21	19
053 PRECINCT 74	189	1	7	1	12	8
054 PRECINCT 75	261	3	7	3	10	5
055 PRECINCT 76	162	2	6	1	6	7
056 PRECINCT 79A	792	3	40	5	29	37
057 PRECINCT 79B	909	13	46	10	48	43
058 PRECINCT 80	1080	12	51	6	51	29
059 PRECINCT 81	657	5	19	8	24	17
060 PRECINCT 82	468	6	14	1	23	13
061 PRECINCT 83	1089	8	39	8	45	32
062 PRECINCT 84	477	4	20	2	21	16
063 PRECINCT 86	1035	10	42	7	52	41
064 PRECINCT 87	1098	9	39	8	59	46
065 PRECINCT 88	666	18	25	2	37	30
066 PRECINCT 90	855	10	28	8	38	37
067 PRECINCT 91	891	8	30	5	35	44
068 PRECINCT 92	567	10	19	6	20	15
069 PRECINCT 33	756	14	36	8	38	31
070 PRECINCT 34	603	7	20	1	25	15
071 PRECINCT 37	567	8	23	3	27	19
072 PRECINCT 38	999	17	42	2	48	28
073 PRECINCT 59	873	9	28	9	41	30
074 PRECINCT 60	297	3	10	0	15	7
075 PRECINCT 61	1323	10	55	13	58	50
076 PRECINCT 63	387	1	15	0	15	8
077 PRECINCT 64	324	2	13	2	14	9
078 PRECINCT 67	432	5	18	2	18	16
079 PRECINCT 68	846	11	38	7	39	24
080 PRECINCT 69	405	7	20	7	22	17
081 PRECINCT 77B	810	9	35	1	30	23
082 PRECINCT 77A	801	8	37	8	35	29
083 PRECINCT 78	1467	13	67	11	72	51
084 PRECINCT 85	288	4	12	2	10	8
085 PRECINCT 62	1170	14	48	12	60	47

TOTAL

ALL DISTRICTS

47385 533 1881 328 2097 1706

RACE TOTALS

47385 533 1881 328 2097 1706

MONONGALIA COUNTY, WEST VIRGINIA
PRIMARY ELECTION
MAY 14, 1996

M	M	R	P	K	W	D	C	G	K
A	O	O	A	R	A	A	O	L	A
R	L	B	I	I	R	V	L	A	Z
I	I	E	N	S	N	I	E	D	Y
A	N	R	T	E		D	S	Y	A
A		T	E	R				S	K
		R				C			

VOTES
CAST

ALL DISTRICTS

001 PRECINCT 1	756	5	5	35	1	5
002 PRECINCT 2	999	5	8	29	5	6
003 PRECINCT 3	666	2	3	27	4	11
004 PRECINCT 4	1062	7	5	40	2	9
005 PRECINCT 5	639	8	5	24	1	5
006 PRECINCT 6	162	2	3	7	1	2
007 PRECINCT 7	180	0	0	6	2	1
008 PRECINCT 8	702	10	6	25	4	5
009 PRECINCT 9	414	4	4	14	4	3
010 PRECINCT 10	126	2	1	1	4	3
011 PRECINCT 12	153	0	0	7	1	1
012 PRECINCT 13	342	7	4	20	1	1
013 PRECINCT 14	369	5	3	14	2	2
014 PRECINCT 15	675	6	7	26	1	2
015 PRECINCT 16	612	13	5	22	5	5
016 PRECINCT 17	351	0	0	14	5	7
017 PRECINCT 18	198	2	0	9	1	1
018 PRECINCT 20	198	1	2	6	2	2
019 PRECINCT 21	441	3	3	20	0	1
020 PRECINCT 22	180	1	2	6	3	5
021 PRECINCT 23	918	4	6	28	5	4
022 PRECINCT 24	1116	10	2	44	8	13
023 PRECINCT 25	477	5	2	19	4	8
024 PRECINCT 26	857	5	8	26	5	4
025 PRECINCT 27	729	5	5	31	2	3
026 PRECINCT 28	729	6	1	20	4	5
027 PRECINCT 29	378	3	2	17	3	4
028 PRECINCT 30	180	1	1	5	0	0
029 PRECINCT 31	549	2	5	16	1	2
030 PRECINCT 32	468	5	3	13	0	1
031 PRECINCT 35	792	9	6	39	3	3
032 PRECINCT 36	369	3	2	12	0	0
033 PRECINCT 39	765	6	2	28	3	3
034 PRECINCT 40	297	5	1	11	0	0
035 PRECINCT 41	324	5	1	10	1	3
036 PRECINCT 42	315	2	2	21	2	3
037 PRECINCT 44	432	3	0	16	2	2
038 PRECINCT 46	180	1	2	8	1	1
039 PRECINCT 47	171	3	2	5	0	0
040 PRECINCT 48	126	1	1	3	0	0
041 PRECINCT 49	216	1	1	9	1	3
042 PRECINCT 51	387	1	3	10	1	2

043 PRECINCT 52	378	4	1	15	3	3
044 PRECINCT 53	432	1	1	17	0	2
045 PRECINCT 54	531	6	3	17	4	2
046 PRECINCT 55	423	1	1	12	3	2
047 PRECINCT 56	99	1	1	5	2	0
048 PRECINCT 58	207	1	3	5	0	1
049 PRECINCT 70	513	3	3	24	2	6
050 PRECINCT 71	459	2	4	20	3	1
051 PRECINCT 72	270	1	0	16	2	3
052 PRECINCT 73	549	2	3	26	3	3
053 PRECINCT 74	189	0	0	9	1	1
054 PRECINCT 75	261	3	1	12	0	0
055 PRECINCT 76	162	3	1	5	1	2
056 PRECINCT 79A	792	0	9	28	5	7
057 PRECINCT 79B	909	11	10	33	4	4
058 PRECINCT 80	1080	6	9	42	14	22
059 PRECINCT 81	657	6	0	21	5	6
060 PRECINCT 82	468	6	2	20	2	5
061 PRECINCT 83	1089	8	10	36	4	6
062 PRECINCT 84	477	2	2	15	2	1
063 PRECINCT 86	1035	11	10	33	15	13
064 PRECINCT 87	1098	9	6	46	9	10
065 PRECINCT 88	666	5	5	29	2	4
066 PRECINCT 90	855	3	6	28	3	5
067 PRECINCT 91	891	6	5	28	14	15
068 PRECINCT 92	567	1	5	22	3	4
069 PRECINCT 33	756	11	4	33	7	9
070 PRECINCT 34	688	6	4	22	9	8
071 PRECINCT 37	567	2	1	19	9	10
072 PRECINCT 38	999	10	6	36	7	5
073 PRECINCT 59	873	6	2	38	7	8
074 PRECINCT 60	297	2	0	11	0	1
075 PRECINCT 61	1323	9	6	57	9	11
076 PRECINCT 63	387	2	0	14	3	1
077 PRECINCT 64	324	3	2	10	2	3
078 PRECINCT 67	432	9	4	16	3	1
079 PRECINCT 68	846	4	5	41	7	7
080 PRECINCT 69	405	6	5	12	1	3
081 PRECINCT 77B	810	5	5	24	4	5
082 PRECINCT 77A	801	7	5	32	3	4
083 PRECINCT 78	1467	18	15	55	10	14
084 PRECINCT 85	288	3	2	9	1	0
085 PRECINCT 62	1170	13	9	52	6	7

TOTAL

ALL DISTRICTS	47385	387	300	1788	289	366
---------------	-------	-----	-----	------	-----	-----

RACE TOTALS

	47385	387	300	1788	289	366
--	-------	-----	-----	------	-----	-----

1

MONONGALIA COUNTY, WEST VIRGINIA
PRIMARY ELECTION
MAY 14, 1996

L	K	B	B	M	C	C	H	R	J
E	A	E	A	A	O	R	A	O	O
O	Z	N	I	R	Y	A	M	B	N
Y	J	L	K	L	I	M	E	E	
A	A	E	E	G	O	R	S		
K	M	Y	J	N	T				
	I		.	D					
	N							(
								B	
								O	
								B	
								B	
)	

VOTES
CAST

ALL DISTRICTS

001 PRECINCT 1	756	0	2	3	0	3
002 PRECINCT 2	999	6	9	5	5	8
003 PRECINCT 3	666	6	9	6	5	6
004 PRECINCT 4	1062	3	9	5	4	10
005 PRECINCT 5	639	6	3	3	2	3
006 PRECINCT 6	162	1	1	0	0	0
007 PRECINCT 7	180	1	0	1	0	0
008 PRECINCT 8	702	3	2	3	3	5
009 PRECINCT 9	414	4	5	2	2	3
010 PRECINCT 10	126	4	1	1	1	1
011 PRECINCT 12	153	1	0	0	0	1
012 PRECINCT 13	342	0	3	3	4	4
013 PRECINCT 14	369	4	2	3	0	1
014 PRECINCT 15	675	1	3	1	2	2
015 PRECINCT 16	612	3	3	2	0	2
016 PRECINCT 17	351	5	4	2	3	2
017 PRECINCT 18	198	1	1	1	1	2
018 PRECINCT 20	198	2	3	2	4	1
019 PRECINCT 21	441	0	2	2	2	3
020 PRECINCT 22	180	2	1	0	2	1
021 PRECINCT 23	918	5	7	2	3	6
022 PRECINCT 24	1116	8	7	2	3	4
023 PRECINCT 25	477	4	4	2	2	2
024 PRECINCT 26	837	3	6	5	4	11
025 PRECINCT 27	729	1	3	2	4	9
026 PRECINCT 28	729	6	9	3	4	8
027 PRECINCT 29	378	3	2	2	3	5
028 PRECINCT 30	180	0	1	1	1	0
029 PRECINCT 31	549	2	6	4	3	6
030 PRECINCT 32	468	0	3	3	1	2
031 PRECINCT 35	792	2	2	2	2	5
032 PRECINCT 36	369	1	3	2	1	3
033 PRECINCT 39	765	2	4	3	1	9
034 PRECINCT 40	297	0	0	0	0	7
035 PRECINCT 41	324	1	2	4	1	6
036 PRECINCT 42	315	2	1	1	0	13
037 PRECINCT 44	432	1	1	2	3	4
038 PRECINCT 46	180	1	0	0	1	3
039 PRECINCT 47	171	0	1	0	0	3
040 PRECINCT 48	126	1	0	1	2	4
041 PRECINCT 49	216	1	2	1	2	1
042 PRECINCT 51	387	0	5	0	1	3

043 PRECINCT 52	378	2	2	1	2	8
044 PRECINCT 53	432	0	2	0	0	6
045 PRECINCT 54	531	2	2	3	1	4
046 PRECINCT 55	423	2	3	2	0	6
047 PRECINCT 56	99	0	1	1	0	1
048 PRECINCT 58	207	0	0	0	0	1
049 PRECINCT 70	513	3	3	1	1	4
050 PRECINCT 71	459	2	0	2	0	6
051 PRECINCT 72	270	3	4	1	1	0
052 PRECINCT 73	549	3	2	2	2	4
053 PRECINCT 74	189	1	0	1	0	1
054 PRECINCT 75	261	0	1	1	2	2
055 PRECINCT 76	162	4	1	2	1	1
056 PRECINCT 79A	792	5	0	1	0	2
057 PRECINCT 79B	909	3	7	3	2	5
058 PRECINCT 80	1080	15	9	7	4	9
059 PRECINCT 81	657	2	2	3	3	1
060 PRECINCT 82	468	4	1	1	0	9
061 PRECINCT 83	1089	5	9	4	6	13
062 PRECINCT 84	477	1	2	1	1	5
063 PRECINCT 86	1035	12	4	2	5	2
064 PRECINCT 87	1098	6	8	4	4	7
065 PRECINCT 88	666	5	5	0	2	5
066 PRECINCT 90	855	3	8	2	3	6
067 PRECINCT 91	891	14	6	0	3	7
068 PRECINCT 92	567	4	2	2	1	2
069 PRECINCT 33	756	10	6	3	1	3
070 PRECINCT 34	603	8	4	3	4	7
071 PRECINCT 37	567	9	3	3	5	7
072 PRECINCT 38	999	3	1	0	4	5
073 PRECINCT 59	873	6	5	3	1	6
074 PRECINCT 60	297	1	3	1	3	3
075 PRECINCT 61	1323	8	12	7	13	16
076 PRECINCT 63	387	1	4	3	5	2
077 PRECINCT 64	324	1	2	2	1	3
078 PRECINCT 67	432	1	3	2	2	5
079 PRECINCT 68	846	5	9	3	2	7
080 PRECINCT 69	405	3	3	0	2	4
081 PRECINCT 77B	810	6	2	1	1	4
082 PRECINCT 77A	801	4	4	3	5	3
083 PRECINCT 78	1467	12	8	9	6	9
084 PRECINCT 85	288	2	2	3	2	5
085 PRECINCT 62	1170	5	5	4	6	8

TOTAL

ALL DISTRICTS

47385	283	292	184	189	386
-------	-----	-----	-----	-----	-----

RACE TOTALS

47385	283	292	184	189	386
-------	-----	-----	-----	-----	-----

MONONGALIA COUNTY, WEST VIRGINIA

PRIMARY ELECTION

MAY 14, 1996

B K	P L	B M	S P	L S
R O	H E	E C	U A	A W
U L	I P	R G	S U	R A
C S	L A	N I	A L	R N
E U	I N	A N	N E	Y N
N	P T	R N	Y	
A	O	D I	B	
.	B	S	.	
	.	C	.	
		I		
		I		
		I		

VOTES
CAST

ALL DISTRICTS

001 PRECINCT 1	756	1	0	4	5	1
002 PRECINCT 2	999	4	5	3	8	3
003 PRECINCT 3	666	6	3	3	4	5
004 PRECINCT 4	1062	5	3	4	9	3
005 PRECINCT 5	639	1	3	2	1	2
006 PRECINCT 6	162	2	0	0	1	0
007 PRECINCT 7	180	0	0	0	2	0
008 PRECINCT 8	702	1	3	2	6	2
009 PRECINCT 9	414	2	1	3	2	1
010 PRECINCT 10	126	1	1	1	2	0
011 PRECINCT 12	153	0	0	1	1	1
012 PRECINCT 13	342	2	0	0	7	1
013 PRECINCT 14	369	0	0	2	2	2
014 PRECINCT 15	675	3	1	3	4	4
015 PRECINCT 16	612	4	3	2	3	0
016 PRECINCT 17	351	2	2	2	3	2
017 PRECINCT 18	198	1	1	2	2	1
018 PRECINCT 20	198	1	1	0	2	3
019 PRECINCT 21	441	1	0	2	1	1
020 PRECINCT 22	180	1	1	1	1	2
021 PRECINCT 23	918	3	3	3	8	4
022 PRECINCT 24	1116	1	4	4	8	4
023 PRECINCT 25	477	2	1	1	8	2
024 PRECINCT 26	837	6	4	4	9	6
025 PRECINCT 27	729	4	2	6	4	4
026 PRECINCT 28	729	5	4	5	5	8
027 PRECINCT 29	378	2	2	3	4	3
028 PRECINCT 30	180	0	0	1	3	1
029 PRECINCT 31	549	3	6	4	6	4
030 PRECINCT 32	468	2	2	1	3	1
031 PRECINCT 35	792	5	3	2	8	5
032 PRECINCT 36	369	3	0	2	2	0
033 PRECINCT 39	765	2	2	2	4	4
034 PRECINCT 40	297	1	1	0	2	2
035 PRECINCT 41	324	2	2	2	1	3
036 PRECINCT 42	315	4	1	1	1	0
037 PRECINCT 44	432	4	4	3	5	4
038 PRECINCT 46	180	1	0	0	2	0
039 PRECINCT 47	171	1	0	0	1	0
040 PRECINCT 48	126	3	2	4	2	2
041 PRECINCT 49	216	1	1	1	5	2
042 PRECINCT 51	387	2	0	0	2	2

043 PRECINCT 52	378	2	2	1	5	3
044 PRECINCT 53	432	4	1	0	3	2
045 PRECINCT 54	531	0	0	1	1	2
046 PRECINCT 55	423	6	0	0	1	2
047 PRECINCT 56	99	1	1	0	1	0
048 PRECINCT 58	207	0	0	0	0	1
049 PRECINCT 70	513	2	1	3	3	3
050 PRECINCT 71	459	5	3	2	5	2
051 PRECINCT 72	270	1	2	0	3	2
052 PRECINCT 73	549	1	1	0	4	1
053 PRECINCT 74	189	0	0	0	0	1
054 PRECINCT 75	261	2	1	2	3	1
055 PRECINCT 76	162	1	1	1	2	1
056 PRECINCT 79A	792	3	0	0	4	2
057 PRECINCT 79B	909	3	1	2	4	5
058 PRECINCT 80	1080	7	5	2	6	3
059 PRECINCT 81	657	1	3	0	2	2
060 PRECINCT 82	468	2	1	0	4	0
061 PRECINCT 83	1089	6	4	2	10	3
062 PRECINCT 84	477	1	1	1	3	1
063 PRECINCT 86	1035	3	2	2	4	4
064 PRECINCT 87	1098	7	4	5	9	8
065 PRECINCT 88	666	4	4	5	3	4
066 PRECINCT 90	855	4	1	3	5	3
067 PRECINCT 91	891	3	0	3	4	2
068 PRECINCT 92	567	2	2	3	1	0
069 PRECINCT 33	756	4	2	3	11	2
070 PRECINCT 34	603	5	1	3	7	2
071 PRECINCT 37	567	4	1	4	9	1
072 PRECINCT 38	999	3	1	0	9	5
073 PRECINCT 59	873	4	1	0	12	1
074 PRECINCT 60	297	4	1	1	3	2
075 PRECINCT 61	1323	11	5	7	14	15
076 PRECINCT 63	387	4	0	3	0	1
077 PRECINCT 64	324	5	2	1	3	3
078 PRECINCT 67	432	2	1	4	5	2
079 PRECINCT 68	846	4	2	2	8	3
080 PRECINCT 69	405	3	0	0	4	1
081 PRECINCT 77B	810	2	3	1	2	2
082 PRECINCT 77A	801	4	1	2	6	6
083 PRECINCT 78	1467	10	4	4	10	4
084 PRECINCT 85	288	2	1	2	4	1
085 PRECINCT 62	1170	3	3	3	5	9

TOTAL						
ALL DISTRICTS	47385	240	142	164	361	213

RACE TOTALS	47385	240	142	164	361	213
1						

MONTGOMALIA COUNTY, WEST VIRGINIA
PRIMARY ELECTION
MAY 14, 1996

L T	V E	D B	S C	J G
A I	A Y	A A	A R	A A
R G	L S	V I	M A	S I
R H	E T	I L	U V	O M
Y E	R E	D E	E O	N
	I R	Y	L T	
	E		T	
			A A	
	M		.	
	.			

VOTES
CAST

ALL DISTRICTS

001 PRECINCT 1	756	4	6	11	9	9
002 PRECINCT 2	999	5	3	5	8	5
003 PRECINCT 3	666	3	2	1	3	1
004 PRECINCT 4	1062	5	4	8	9	11
005 PRECINCT 5	639	2	1	4	6	3
006 PRECINCT 6	162	1	1	1	1	1
007 PRECINCT 7	180	0	3	1	1	1
008 PRECINCT 8	702	6	1	3	2	5
009 PRECINCT 9	414	1	1	5	3	4
010 PRECINCT 10	126	2	0	0	0	1
011 PRECINCT 12	153	3	0	2	2	1
012 PRECINCT 13	342	2	7	2	1	1
013 PRECINCT 14	369	3	1	5	6	7
014 PRECINCT 15	675	2	3	1	0	0
015 PRECINCT 16	612	6	4	1	1	2
016 PRECINCT 17	351	2	3	1	1	4
017 PRECINCT 18	198	1	2	2	2	1
018 PRECINCT 20	198	2	2	1	1	1
019 PRECINCT 21	441	2	1	3	4	5
020 PRECINCT 22	180	2	1	2	2	3
021 PRECINCT 23	918	4	3	5	7	6
022 PRECINCT 24	1116	6	1	6	5	1
023 PRECINCT 25	477	3	5	3	1	2
024 PRECINCT 26	837	7	1	5	4	4
025 PRECINCT 27	729	5	2	6	6	6
026 PRECINCT 28	729	4	5	2	2	2
027 PRECINCT 29	378	3	1	2	0	1
028 PRECINCT 30	180	2	1	3	1	2
029 PRECINCT 31	549	2	5	2	3	2
030 PRECINCT 32	468	3	4	4	6	6
031 PRECINCT 35	792	6	6	6	4	7
032 PRECINCT 36	369	0	0	3	2	3
033 PRECINCT 39	765	6	0	4	4	6
034 PRECINCT 40	297	1	1	0	0	0
035 PRECINCT 41	324	1	0	3	3	4
036 PRECINCT 42	315	7	2	4	2	3
037 PRECINCT 44	432	7	3	5	4	5
038 PRECINCT 46	180	4	3	0	0	0
039 PRECINCT 47	171	0	0	0	1	1
040 PRECINCT 48	126	3	0	0	0	0
041 PRECINCT 49	216	3	1	2	4	2
042 PRECINCT 51	387	1	1	6	2	4

043 PRECINCT 52	378	3	4	2	2	2
044 PRECINCT 53	432	2	3	4	3	4
045 PRECINCT 54	531	3	1	7	7	7
046 PRECINCT 55	423	2	1	5	3	4
047 PRECINCT 56	99	2	1	1	0	1
048 PRECINCT 58	207	1	0	3	2	3
049 PRECINCT 70	513	3	2	5	3	4
050 PRECINCT 71	459	2	0	1	3	2
051 PRECINCT 72	270	4	2	0	1	0
052 PRECINCT 73	549	3	4	6	5	7
053 PRECINCT 74	189	1	1	1	0	0
054 PRECINCT 75	261	2	3	2	2	3
055 PRECINCT 76	162	4	1	5	5	4
056 PRECINCT 79A	792	2	8	7	4	6
057 PRECINCT 79B	909	4	3	8	4	9
058 PRECINCT 80	1080	9	8	20	15	17
059 PRECINCT 81	657	3	4	3	3	3
060 PRECINCT 82	468	4	3	6	5	9
061 PRECINCT 83	1089	6	4	10	7	6
062 PRECINCT 84	477	1	4	3	2	2
063 PRECINCT 86	1035	6	5	9	10	8
064 PRECINCT 87	1098	8	10	7	4	8
065 PRECINCT 88	666	8	4	6	3	5
066 PRECINCT 90	855	4	0	3	5	8
067 PRECINCT 91	891	8	4	5	6	4
068 PRECINCT 92	567	0	3	4	5	3
069 PRECINCT 33	756	8	10	5	4	7
070 PRECINCT 34	603	3	6	11	5	10
071 PRECINCT 37	567	6	6	7	3	7
072 PRECINCT 38	999	6	5	9	10	10
073 PRECINCT 59	873	7	6	10	9	16
074 PRECINCT 60	297	4	2	4	3	5
075 PRECINCT 61	1323	5	8	7	6	6
076 PRECINCT 63	387	2	3	9	8	8
077 PRECINCT 64	324	2	2	8	5	4
078 PRECINCT 67	432	3	2	9	4	6
079 PRECINCT 68	846	5	4	6	4	6
080 PRECINCT 69	405	0	1	3	2	1
081 PRECINCT 77B	810	4	6	10	7	9
082 PRECINCT 77A	801	4	5	4	6	5
083 PRECINCT 78	1467	8	3	11	9	9
084 PRECINCT 85	288	6	2	2	2	2
085 PRECINCT 62	1170	6	3	7	7	7

TOTAL						
ALL DISTRICTS	47385	306	248	385	326	380

RACE TOTALS	47385	306	248	385	326	380
1						

	F	G	M	G	R	M	J	O	M	W
	R	I	I	U	O	U	O	V	.	O
	E	L	C	Y	B	R	H	E		L
	D	L	H		E	T	N	R	J	F
	E	S	A		R	O		I	A	E
	S	P	E		T			N	Y	
	P		L					G		
	I				A			T		
VOTES	E				.			O		
CAST								N		

ALL DISTRICTS

001 PRECINCT 1	756	10	15	9	7	9
002 PRECINCT 2	999	7	11	7	7	12
003 PRECINCT 3	666	2	4	2	3	3
004 PRECINCT 4	1062	9	10	8	9	12
005 PRECINCT 5	639	3	4	3	2	6
006 PRECINCT 6	162	1	1	1	1	1
007 PRECINCT 7	180	1	1	1	1	2
008 PRECINCT 8	702	2	6	2	3	3
009 PRECINCT 9	414	3	7	4	4	3
010 PRECINCT 10	126	0	0	1	0	0
011 PRECINCT 12	153	1	2	2	0	0
012 PRECINCT 13	342	2	6	0	0	6
013 PRECINCT 14	369	9	6	3	6	6
014 PRECINCT 15	675	0	5	0	0	1
015 PRECINCT 16	612	2	3	2	1	5
016 PRECINCT 17	351	5	3	3	3	3
017 PRECINCT 18	198	2	2	1	2	1
018 PRECINCT 20	198	1	1	1	1	3
019 PRECINCT 21	441	4	4	4	6	3
020 PRECINCT 22	180	3	2	1	1	2
021 PRECINCT 23	918	8	10	5	6	8
022 PRECINCT 24	1116	3	7	3	2	6
023 PRECINCT 25	477	4	6	3	2	2
024 PRECINCT 26	837	6	5	3	2	8
025 PRECINCT 27	729	5	10	5	5	7
026 PRECINCT 28	729	2	7	1	1	5
027 PRECINCT 29	378	2	2	1	1	0
028 PRECINCT 30	180	3	2	1	2	2
029 PRECINCT 31	549	2	8	2	2	4
030 PRECINCT 32	468	4	6	2	5	6
031 PRECINCT 35	792	7	15	3	2	7
032 PRECINCT 36	369	2	4	1	3	2
033 PRECINCT 39	765	8	8	4	3	5
034 PRECINCT 40	297	0	3	0	0	2
035 PRECINCT 41	384	4	3	3	2	3
036 PRECINCT 42	315	3	7	1	1	2
037 PRECINCT 44	432	3	8	3	3	2
038 PRECINCT 46	180	1	0	0	0	0
039 PRECINCT 47	171	3	3	2	1	2
040 PRECINCT 48	126	0	0	0	0	0
041 PRECINCT 49	216	2	4	2	5	2
042 PRECINCT 51	387	3	5	3	3	2

043 PRECINCT 52	378	2	5	2	2	2
044 PRECINCT 53	432	4	11	5	5	7
045 PRECINCT 54	531	8	8	7	8	9
046 PRECINCT 55	423	6	7	5	4	6
047 PRECINCT 56	99	0	0	0	0	0
048 PRECINCT 58	207	2	2	2	2	2
049 PRECINCT 70	513	3	4	2	2	5
050 PRECINCT 71	459	2	5	1	1	4
051 PRECINCT 72	270	1	0	0	0	0
052 PRECINCT 73	549	3	11	3	3	3
053 PRECINCT 74	189	2	0	0	0	0
054 PRECINCT 75	261	2	5	2	2	6
055 PRECINCT 76	162	4	4	4	2	4
056 PRECINCT 79A	792	5	10	3	6	3
057 PRECINCT 79B	909	6	12	7	6	10
058 PRECINCT 80	1088	14	22	9	13	16
059 PRECINCT 81	657	2	4	1	1	1
060 PRECINCT 82	468	6	8	5	6	8
061 PRECINCT 83	1089	11	14	7	8	9
062 PRECINCT 84	477	4	6	2	2	4
063 PRECINCT 86	1035	8	10	7	7	17
064 PRECINCT 87	1098	7	12	5	7	10
065 PRECINCT 88	666	5	7	2	3	5
066 PRECINCT 90	855	8	11	4	7	4
067 PRECINCT 91	891	7	5	6	4	5
068 PRECINCT 92	567	6	8	3	3	3
069 PRECINCT 33	756	4	10	4	3	2
070 PRECINCT 34	603	10	15	9	7	10
071 PRECINCT 37	567	5	10	4	4	5
072 PRECINCT 38	999	13	15	8	12	12
073 PRECINCT 59	873	13	20	9	10	12
074 PRECINCT 60	297	4	5	3	4	6
075 PRECINCT 61	1323	10	17	6	6	9
076 PRECINCT 63	387	8	12	6	6	7
077 PRECINCT 64	324	5	4	3	4	5
078 PRECINCT 67	432	8	11	6	6	7
079 PRECINCT 68	846	8	15	4	5	9
080 PRECINCT 69	405	3	4	3	3	2
081 PRECINCT 77B	810	11	15	9	9	10
082 PRECINCT 77A	801	5	12	3	4	7
083 PRECINCT 78	1467	10	15	6	7	13
084 PRECINCT 85	288	2	4	2	2	1
085 PRECINCT 62	1170	7	10	5	2	7

TOTAL

ALL DISTRICTS

47385 396 601 287 306 425

RACE TOTALS

1

47385 396 601 287 306 425

MONONGALIA COUNTY, WEST VIRGINIA
PRIMARY ELECTION
MAY 14, 1996

G B	D G	H B	A C	P C
E E	E O	A O	L L	H O
O N	N U	R G	I I	Y L
R N	I L	R G	C C	L E
G E	S D	Y S	E K	L
E T	E			I
T		W		S
E	L	.		
D	.			M
W				.
A				
R				
D				

VOTES
CAST

ALL DISTRICTS

001 PRECINCT 1	756	3	5	2	2	1
002 PRECINCT 2	999	2	2	2	2	3
003 PRECINCT 3	666	1	3	1	2	3
004 PRECINCT 4	1062	4	5	8	5	4
005 PRECINCT 5	639	4	4	3	2	2
006 PRECINCT 6	162	0	1	2	0	0
007 PRECINCT 7	180	1	1	0	0	0
008 PRECINCT 8	702	3	3	2	3	1
009 PRECINCT 9	414	1	2	2	1	1
010 PRECINCT 10	126	0	0	1	1	1
011 PRECINCT 12	153	1	3	3	1	1
012 PRECINCT 13	342	1	0	0	1	1
013 PRECINCT 14	369	0	0	0	0	0
014 PRECINCT 15	675	2	5	3	6	5
015 PRECINCT 16	612	4	4	2	3	7
016 PRECINCT 17	351	2	4	0	2	3
017 PRECINCT 18	198	2	3	0	1	1
018 PRECINCT 20	198	2	1	1	1	1
019 PRECINCT 21	441	1	0	1	2	1
020 PRECINCT 22	180	0	1	1	0	0
021 PRECINCT 23	918	2	3	5	3	5
022 PRECINCT 24	1116	4	3	4	1	1
023 PRECINCT 25	477	0	3	3	4	3
024 PRECINCT 26	837	5	4	3	3	2
025 PRECINCT 27	729	3	3	0	4	5
026 PRECINCT 28	729	1	3	2	2	6
027 PRECINCT 29	378	2	2	2	3	2
028 PRECINCT 30	180	0	1	0	1	2
029 PRECINCT 31	349	2	1	3	2	3
030 PRECINCT 32	468	0	1	5	2	3
031 PRECINCT 35	792	3	4	2	1	3
032 PRECINCT 36	369	1	2	2	1	2
033 PRECINCT 39	765	1	2	1	2	3
034 PRECINCT 40	297	0	0	1	1	0
035 PRECINCT 41	324	0	0	0	0	1
036 PRECINCT 42	315	1	0	3	1	3
037 PRECINCT 44	432	4	2	2	3	0
038 PRECINCT 46	180	1	0	1	1	0
039 PRECINCT 47	171	1	0	1	2	0
040 PRECINCT 48	126	0	0	0	0	0
041 PRECINCT 49	216	1	0	2	1	0
042 PRECINCT 51	387	1	0	1	2	2

043 PRECINCT 52	378	1	3	3	5	5
044 PRECINCT 53	432	2	4	0	1	1
045 PRECINCT 54	531	1	0	0	0	0
046 PRECINCT 55	423	2	1	2	1	1
047 PRECINCT 56	99	1	0	0	0	0
048 PRECINCT 58	207	0	0	1	0	0
049 PRECINCT 70	513	2	5	3	1	1
050 PRECINCT 71	459	0	2	1	0	0
051 PRECINCT 72	270	3	2	1	0	0
052 PRECINCT 73	549	1	1	1	4	5
053 PRECINCT 74	189	3	3	0	0	0
054 PRECINCT 75	261	2	2	1	2	3
055 PRECINCT 76	162	2	2	0	0	0
056 PRECINCT 79A	792	4	3	1	3	4
057 PRECINCT 79B	909	4	3	4	1	3
058 PRECINCT 80	1080	5	2	3	4	3
059 PRECINCT 81	657	2	2	1	3	2
060 PRECINCT 82	468	0	1	0	2	5
061 PRECINCT 83	1089	4	3	3	2	5
062 PRECINCT 84	477	2	2	1	2	1
063 PRECINCT 86	1035	4	8	1	4	4
064 PRECINCT 87	1098	5	6	4	5	5
065 PRECINCT 88	666	2	4	8	8	7
066 PRECINCT 90	855	5	4	5	2	2
067 PRECINCT 91	891	5	4	2	5	4
068 PRECINCT 92	567	2	1	2	2	3
069 PRECINCT 33	756	3	3	3	3	4
070 PRECINCT 34	603	3	2	3	2	2
071 PRECINCT 37	567	4	4	6	4	3
072 PRECINCT 38	999	7	7	4	4	6
073 PRECINCT 59	873	8	6	3	3	4
074 PRECINCT 60	297	1	1	0	1	1
075 PRECINCT 61	1323	8	9	6	3	4
076 PRECINCT 63	387	0	0	1	1	0
077 PRECINCT 64	324	0	1	0	1	1
078 PRECINCT 67	432	4	4	1	2	0
079 PRECINCT 68	846	4	5	1	2	3
080 PRECINCT 69	405	0	1	2	2	1
081 PRECINCT 77B	810	2	3	3	4	1
082 PRECINCT 77A	801	4	3	4	4	2
083 PRECINCT 78	1467	5	6	7	6	9
084 PRECINCT 85	288	1	2	0	1	2
085 PRECINCT 62	1170	6	4	4	1	2

TOTAL

ALL DISTRICTS

47385 191 210 173 176 191

RACE TOTALS

47385 191 210 173 176 191

MONONGALIA COUNTY, WEST VIRGINIA
PRIMARY ELECTION
MAY 14, 1996

D C	E F	T G	S K	D H
A R	L I	E R	T L	I I
V A	M K	R E	A O	C T
I F	E E	R E	N S	K C
D T	R	Y N		H E
		W		E
	A	O		H
		O		
		D		

VOTES
CAST

ALL DISTRICTS

001 PRECINCT 1	756	1	0	1	13	2
002 PRECINCT 2	999	2	1	2	12	2
003 PRECINCT 3	666	0	3	1	5	2
004 PRECINCT 4	1062	1	2	4	14	1
005 PRECINCT 5	639	1	1	1	12	0
006 PRECINCT 6	162	0	0	0	2	0
007 PRECINCT 7	180	0	1	0	3	1
008 PRECINCT 8	702	0	2	1	6	1
009 PRECINCT 9	414	0	1	1	9	0
010 PRECINCT 10	126	0	0	0	5	0
011 PRECINCT 12	153	1	1	1	2	0
012 PRECINCT 13	342	1	0	0	2	0
013 PRECINCT 14	369	1	0	0	3	0
014 PRECINCT 15	675	0	0	3	11	1
015 PRECINCT 16	612	2	5	3	5	1
016 PRECINCT 17	351	2	1	1	2	1
017 PRECINCT 18	198	0	0	0	3	0
018 PRECINCT 20	198	1	0	0	3	1
019 PRECINCT 21	441	1	1	1	6	1
020 PRECINCT 22	180	0	0	0	1	0
021 PRECINCT 23	918	0	2	1	6	1
022 PRECINCT 24	1116	2	4	1	23	3
023 PRECINCT 25	477	1	2	0	4	1
024 PRECINCT 26	837	1	0	1	12	0
025 PRECINCT 27	729	3	0	2	12	1
026 PRECINCT 28	729	1	1	2	10	1
027 PRECINCT 29	378	2	2	3	6	0
028 PRECINCT 30	180	1	0	1	0	0
029 PRECINCT 31	549	2	2	0	3	1
030 PRECINCT 32	468	3	2	2	6	0
031 PRECINCT 35	792	1	4	2	11	0
032 PRECINCT 36	369	0	1	0	5	0
033 PRECINCT 39	765	1	3	2	11	2
034 PRECINCT 40	297	1	1	1	1	0
035 PRECINCT 41	324	3	3	0	3	0
036 PRECINCT 42	315	3	2	1	4	0
037 PRECINCT 44	432	1	1	2	6	1
038 PRECINCT 46	180	1	0	0	1	1
039 PRECINCT 47	171	0	2	0	2	0
040 PRECINCT 48	126	0	0	0	0	0
041 PRECINCT 49	216	1	1	1	1	0
042 PRECINCT 51	387	2	1	1	5	1

043 PRECINCT 52	378	0	1	3	2	2
044 PRECINCT 53	432	0	2	2	2	0
045 PRECINCT 54	531	0	2	1	2	0
046 PRECINCT 55	423	3	2	1	4	0
047 PRECINCT 56	99	1	0	1	0	0
048 PRECINCT 58	207	1	0	0	2	0
049 PRECINCT 70	513	1	2	0	2	0
050 PRECINCT 71	459	0	2	0	4	0
051 PRECINCT 72	270	0	0	0	1	0
052 PRECINCT 73	549	2	2	1	8	2
053 PRECINCT 74	189	0	1	0	2	0
054 PRECINCT 75	261	1	0	0	3	0
055 PRECINCT 76	162	0	0	0	3	0
056 PRECINCT 79A	792	2	3	0	15	2
057 PRECINCT 79B	909	1	1	0	10	0
058 PRECINCT 80	1080	2	2	1	10	3
059 PRECINCT 81	657	1	1	1	5	0
060 PRECINCT 82	468	1	0	1	1	0
061 PRECINCT 83	1089	3	2	4	8	1
062 PRECINCT 84	477	1	1	1	15	2
063 PRECINCT 86	1035	1	2	0	13	2
064 PRECINCT 87	1098	1	3	1	17	2
065 PRECINCT 88	666	2	4	2	12	2
066 PRECINCT 90	855	0	3	1	11	1
067 PRECINCT 91	891	1	3	2	18	4
068 PRECINCT 92	567	2	2	0	9	1
069 PRECINCT 33	756	4	3	3	15	2
070 PRECINCT 34	603	4	2	2	7	0
071 PRECINCT 37	567	8	3	4	8	4
072 PRECINCT 38	999	2	4	2	12	1
073 PRECINCT 59	873	2	2	1	5	3
074 PRECINCT 60	297	0	0	0	4	0
075 PRECINCT 61	1323	3	3	3	12	2
076 PRECINCT 63	387	1	1	0	0	0
077 PRECINCT 64	324	1	0	1	2	0
078 PRECINCT 67	432	1	3	1	5	2
079 PRECINCT 68	846	3	4	0	4	1
080 PRECINCT 69	405	0	0	0	2	0
081 PRECINCT 77B	810	4	2	0	10	0
082 PRECINCT 77A	801	2	0	1	11	3
083 PRECINCT 78	1467	6	9	3	16	5
084 PRECINCT 85	288	1	1	0	3	0
085 PRECINCT 62	1170	3	2	3	18	2

TOTAL						
ALL DISTRICTS	47385	116	133	90	564	76

RACE TOTALS	47385	116	133	90	564	76
-------------	-------	-----	-----	----	-----	----

MONONGALIA COUNTY, WEST VIRGINIA
PRIMARY ELECTION
MAY 14, 1996

P A M E L A	M I T C H E M	R I C H A R D	P I L L	M A T T	P I N S O N	J O H N E R	R A E S E	C H A R L O T T E	S N E A D	A U B R Y	W I L S O N
		(R I C K)				S			

VOTES
CAST

ALL DISTRICTS

001 PRECINCT 1	756	2	14	1	34	3	6
002 PRECINCT 2	999	5	10	3	36	8	4
003 PRECINCT 3	666	1	15	0	29	2	1
004 PRECINCT 4	1062	4	10	2	38	9	4
005 PRECINCT 5	639	1	7	2	27	4	1
006 PRECINCT 6	162	1	1	0	3	1	0
007 PRECINCT 7	180	1	2	1	5	1	1
008 PRECINCT 8	702	2	4	2	26	6	3
009 PRECINCT 9	414	0	4	2	15	1	0
010 PRECINCT 10	126	0	0	1	4	1	1
011 PRECINCT 12	153	0	2	0	6	0	1
012 PRECINCT 13	342	1	2	0	15	3	0
013 PRECINCT 14	369	0	1	1	10	1	0
014 PRECINCT 15	675	4	5	1	21	3	4
015 PRECINCT 16	612	2	5	2	21	1	4
016 PRECINCT 17	351	1	2	0	10	3	2
017 PRECINCT 18	198	1	1	0	5	1	0
018 PRECINCT 20	198	1	3	0	6	1	1
019 PRECINCT 21	441	2	5	2	14	5	4
020 PRECINCT 22	180	0	0	1	4	0	0
021 PRECINCT 23	918	4	2	1	38	6	2
022 PRECINCT 24	1116	5	7	3	43	9	5
023 PRECINCT 25	477	4	1	1	10	3	4
024 PRECINCT 26	837	2	9	1	34	7	4
025 PRECINCT 27	729	4	5	1	29	3	2
026 PRECINCT 28	729	4	5	0	19	4	3
027 PRECINCT 29	378	2	1	2	12	1	3
028 PRECINCT 30	180	0	1	0	3	1	0
029 PRECINCT 31	549	4	4	2	18	8	5
030 PRECINCT 32	468	2	3	1	15	3	2
031 PRECINCT 35	792	0	6	2	43	4	5
032 PRECINCT 36	369	1	1	0	9	1	2
033 PRECINCT 39	765	2	6	2	22	3	3
034 PRECINCT 40	297	1	1	0	6	0	3
035 PRECINCT 41	324	0	1	0	11	1	1
036 PRECINCT 42	315	0	1	0	13	0	3
037 PRECINCT 44	432	0	1	0	12	2	3
038 PRECINCT 46	180	1	1	1	2	1	1
039 PRECINCT 47	171	0	1	0	5	1	2
040 PRECINCT 48	126	1	0	1	1	0	0
041 PRECINCT 49	216	1	1	1	7	0	1
042 PRECINCT 51	387	3	0	0	9	5	3

043 PRECINCT 52	378	3	2	0	19	5	3
044 PRECINCT 53	432	1	0	1	9	2	1
045 PRECINCT 54	531	0	1	0	13	1	6
046 PRECINCT 55	423	2	1	1	10	1	4
047 PRECINCT 56	99	0	0	0	3	0	0
048 PRECINCT 58	207	0	1	0	6	1	0
049 PRECINCT 70	513	1	1	0	11	1	1
050 PRECINCT 71	459	0	2	1	11	0	4
051 PRECINCT 72	270	0	0	1	8	1	1
052 PRECINCT 73	549	4	3	1	17	9	4
053 PRECINCT 74	189	0	0	0	6	1	0
054 PRECINCT 75	261	1	3	1	14	4	4
055 PRECINCT 76	162	0	0	0	5	1	0
056 PRECINCT 79A	792	3	2	1	23	3	3
057 PRECINCT 79B	909	0	6	0	34	2	5
058 PRECINCT 80	1080	7	5	1	34	9	3
059 PRECINCT 81	657	1	2	0	15	3	1
060 PRECINCT 82	468	2	1	1	12	2	3
061 PRECINCT 83	1089	3	2	2	33	8	3
062 PRECINCT 84	477	2	2	0	22	5	1
063 PRECINCT 86	1035	1	9	3	40	12	5
064 PRECINCT 87	1098	4	10	1	33	4	11
065 PRECINCT 88	666	4	7	3	28	7	9
066 PRECINCT 90	855	2	8	4	20	9	4
067 PRECINCT 91	891	4	4	0	28	5	3
068 PRECINCT 92	567	1	3	1	19	4	2
069 PRECINCT 33	756	5	2	3	30	8	8
070 PRECINCT 34	603	6	0	0	28	10	3
071 PRECINCT 37	567	5	1	1	14	5	8
072 PRECINCT 38	999	2	2	1	25	7	3
073 PRECINCT 59	873	2	3	1	24	4	4
074 PRECINCT 60	297	1	3	1	10	0	3
075 PRECINCT 61	1323	2	10	0	39	8	7
076 PRECINCT 63	387	0	2	0	10	0	2
077 PRECINCT 64	324	0	1	0	8	1	1
078 PRECINCT 67	432	1	1	0	13	1	3
079 PRECINCT 68	846	6	9	2	29	5	6
080 PRECINCT 69	405	1	0	0	10	2	0
081 PRECINCT 77B	810	1	5	0	26	4	4
082 PRECINCT 77A	801	4	3	1	24	8	6
083 PRECINCT 78	1467	6	7	1	50	8	7
084 PRECINCT 85	288	0	1	0	7	2	1
085 PRECINCT 62	1170	2	7	0	43	5	6

TOTAL

ALL DISTRICTS

47385	160	283	74	1553	295	247
-------	-----	-----	----	------	-----	-----

RACE TOTALS

47385	160	283	74	1553	295	247
-------	-----	-----	----	------	-----	-----

1

MONONGALIA COUNTY, WEST VIRGINIA
PRIMARY ELECTION
MAY 14, 1996

T A T B J D J H R C
O Z R E . E O A L L
M I E N F E O A A A
N G N Z F M A S A A
E R T O R A N O N D N
R . K

VOTES
CAST

ALL DISTRICTS

001 PRECINCT 1	252	16	13	13	13	11
002 PRECINCT 2	333	19	20	21	20	18
003 PRECINCT 3	222	17	12	16	11	8
004 PRECINCT 4	354	11	9	16	10	11
005 PRECINCT 5	213	15	8	11	13	15
006 PRECINCT 6	54	2	3	3	2	3
007 PRECINCT 7	60	3	5	4	1	0
008 PRECINCT 8	234	8	5	10	12	9
009 PRECINCT 9	138	10	7	13	3	6
010 PRECINCT 10	42	1	3	1	1	3
011 PRECINCT 12	51	1	3	3	4	0
012 PRECINCT 13	114	4	3	5	6	7
013 PRECINCT 14	123	6	8	9	9	5
014 PRECINCT 15	225	11	8	16	12	7
015 PRECINCT 16	204	13	11	13	10	11
016 PRECINCT 17	117	2	5	5	4	7
017 PRECINCT 18	66	1	2	1	0	3
018 PRECINCT 20	66	3	4	2	2	5
019 PRECINCT 21	147	4	5	9	5	6
020 PRECINCT 22	60	2	2	4	3	2
021 PRECINCT 23	306	16	13	16	19	13
022 PRECINCT 24	372	20	17	21	21	15
023 PRECINCT 25	159	9	5	6	11	6
024 PRECINCT 26	279	16	10	20	16	19
025 PRECINCT 27	243	11	7	13	12	13
026 PRECINCT 28	243	9	9	10	11	9
027 PRECINCT 29	126	5	7	9	7	8
028 PRECINCT 30	60	1	1	2	2	3
029 PRECINCT 31	183	4	7	6	8	7
030 PRECINCT 32	156	8	16	9	8	6
031 PRECINCT 35	264	18	10	17	16	8
032 PRECINCT 36	123	6	8	7	6	8
033 PRECINCT 39	255	11	15	11	11	13
034 PRECINCT 40	99	7	6	5	3	4
035 PRECINCT 41	108	6	2	8	3	7
036 PRECINCT 42	105	4	8	4	4	4
037 PRECINCT 44	144	3	5	7	5	6
038 PRECINCT 46	60	3	1	2	2	2
039 PRECINCT 47	57	2	1	3	1	4
040 PRECINCT 48	42	2	0	2	2	1
041 PRECINCT 49	72	0	2	1	4	2
042 PRECINCT 51	129	4	2	7	0	5

043 PRECINCT 52	126	6	4	7	11	6
044 PRECINCT 53	144	3	6	7	4	8
045 PRECINCT 54	177	10	5	8	4	7
046 PRECINCT 55	141	12	9	6	4	7
047 PRECINCT 56	33	0	1	3	2	3
048 PRECINCT 58	69	0	0	2	4	2
049 PRECINCT 70	171	8	2	9	6	6
050 PRECINCT 71	153	12	5	13	10	8
051 PRECINCT 72	90	4	2	2	3	2
052 PRECINCT 73	183	8	6	9	11	9
053 PRECINCT 74	63	3	2	4	1	1
054 PRECINCT 75	87	3	1	4	5	1
055 PRECINCT 76	54	2	4	1	4	3
056 PRECINCT 79A	264	14	16	13	13	14
057 PRECINCT 79B	303	23	18	15	20	11
058 PRECINCT 80	360	18	9	17	17	11
059 PRECINCT 81	219	14	9	5	15	7
060 PRECINCT 82	156	8	5	5	6	6
061 PRECINCT 83	363	19	20	21	21	21
062 PRECINCT 84	159	11	7	9	4	8
063 PRECINCT 86	345	22	11	15	9	11
064 PRECINCT 87	366	16	6	21	17	13
065 PRECINCT 88	222	12	9	10	5	15
066 PRECINCT 90	285	15	11	17	12	8
067 PRECINCT 91	297	12	12	14	6	10
068 PRECINCT 92	189	10	7	13	12	10
069 PRECINCT 33	252	17	17	14	13	15
070 PRECINCT 34	201	9	9	7	11	11
071 PRECINCT 37	189	9	10	7	10	15
072 PRECINCT 38	333	14	19	19	15	11
073 PRECINCT 59	291	14	11	17	16	12
074 PRECINCT 60	99	3	3	3	0	1
075 PRECINCT 61	441	17	18	20	19	17
076 PRECINCT 63	129	4	3	3	0	1
077 PRECINCT 64	108	3	2	4	1	1
078 PRECINCT 67	144	8	9	4	12	1
079 PRECINCT 68	282	11	15	17	10	12
080 PRECINCT 69	135	12	7	12	8	5
081 PRECINCT 77B	270	11	10	11	10	4
082 PRECINCT 77A	267	16	10	15	11	9
083 PRECINCT 78	489	35	24	32	28	17
084 PRECINCT 85	96	2	5	2	6	6
085 PRECINCT 62	390	25	13	30	15	21

TOTAL
ALL DISTRICTS

15795 789 660 828 724 667

RACE TOTALS

15795 789 660 828 724 667

1

A L A O R I A A I
 S A R R N A L C R S
 O C K E N A L K B H
 N E S A Y L I A R
 R A D H A R A
 .
 D
 .
 .

VOTES
 CAST

ALL DISTRICTS

001 PRECINCT 1	252	8	9	11	12	0
002 PRECINCT 2	333	6	12	10	13	2
003 PRECINCT 3	222	10	8	2	7	5
004 PRECINCT 4	354	4	15	13	14	5
005 PRECINCT 5	213	11	9	7	6	1
006 PRECINCT 6	54	0	3	3	1	1
007 PRECINCT 7	60	0	1	3	1	0
008 PRECINCT 8	234	3	13	7	11	3
009 PRECINCT 9	138	3	10	7	11	3
010 PRECINCT 10	42	2	3	4	4	1
011 PRECINCT 12	51	0	2	0	3	0
012 PRECINCT 13	114	2	4	6	4	2
013 PRECINCT 14	123	5	6	7	6	1
014 PRECINCT 15	225	5	8	10	10	1
015 PRECINCT 16	204	5	6	9	9	3
016 PRECINCT 17	117	0	9	9	11	2
017 PRECINCT 18	66	1	4	2	4	1
018 PRECINCT 20	66	0	4	4	3	1
019 PRECINCT 21	147	2	5	4	6	1
020 PRECINCT 22	60	0	2	3	2	1
021 PRECINCT 23	306	10	13	10	19	4
022 PRECINCT 24	372	11	22	20	18	3
023 PRECINCT 25	159	6	9	5	8	4
024 PRECINCT 26	279	4	5	12	12	3
025 PRECINCT 27	243	4	7	8	7	4
026 PRECINCT 28	243	4	13	17	9	5
027 PRECINCT 29	126	3	10	7	7	0
028 PRECINCT 30	60	1	1	2	2	2
029 PRECINCT 31	183	3	6	6	7	2
030 PRECINCT 32	156	1	5	4	3	1
031 PRECINCT 35	264	7	23	10	11	9
032 PRECINCT 36	123	3	6	3	4	1
033 PRECINCT 39	255	7	11	8	18	2
034 PRECINCT 40	99	3	1	1	4	0
035 PRECINCT 41	108	5	7	3	4	2
036 PRECINCT 42	105	5	7	6	3	0
037 PRECINCT 44	144	1	5	7	6	1
038 PRECINCT 46	60	0	5	2	3	1
039 PRECINCT 47	57	1	1	1	1	1
040 PRECINCT 48	42	0	0	0	2	0
041 PRECINCT 49	72	2	4	5	3	1
042 PRECINCT 51	129	2	7	7	7	2

043 PRECINCT 52	126	2	5	2	4	3
044 PRECINCT 53	144	3	3	2	4	1
045 PRECINCT 54	177	5	5	6	1	1
046 PRECINCT 55	141	2	8	6	5	2
047 PRECINCT 56	33	0	1	2	0	1
048 PRECINCT 58	69	1	1	1	1	1
049 PRECINCT 70	171	3	9	8	9	3
050 PRECINCT 71	153	4	9	3	4	1
051 PRECINCT 72	90	0	5	6	5	1
052 PRECINCT 73	183	6	14	8	11	1
053 PRECINCT 74	63	0	6	3	2	0
054 PRECINCT 75	87	1	4	5	4	1
055 PRECINCT 76	54	2	1	5	1	2
056 PRECINCT 79A	264	6	12	10	9	7
057 PRECINCT 79B	303	13	16	11	11	5
058 PRECINCT 80	340	7	35	24	32	8
059 PRECINCT 81	219	4	9	4	6	4
060 PRECINCT 82	156	2	10	8	8	3
061 PRECINCT 83	363	5	22	14	15	5
062 PRECINCT 84	159	1	7	4	4	4
063 PRECINCT 86	345	9	25	23	19	2
064 PRECINCT 87	346	13	14	11	18	4
065 PRECINCT 88	282	7	14	14	15	1
066 PRECINCT 90	285	8	9	10	13	3
067 PRECINCT 91	297	8	32	24	30	1
068 PRECINCT 92	189	2	9	5	9	2
069 PRECINCT 33	252	2	19	14	10	7
070 PRECINCT 34	201	3	11	17	9	3
071 PRECINCT 37	189	2	11	13	13	2
072 PRECINCT 38	333	7	19	13	14	2
073 PRECINCT 59	291	6	14	15	7	5
074 PRECINCT 60	99	1	5	6	6	3
075 PRECINCT 61	441	7	24	23	18	7
076 PRECINCT 63	129	2	6	4	7	1
077 PRECINCT 64	108	3	4	7	3	2
078 PRECINCT 67	144	3	7	7	8	3
079 PRECINCT 68	282	8	15	17	16	1
080 PRECINCT 69	135	6	6	8	2	1
081 PRECINCT 77B	270	4	9	10	11	3
082 PRECINCT 77A	267	5	13	7	11	4
083 PRECINCT 78	489	16	32	24	25	7
084 PRECINCT 85	96	4	2	4	5	3
085 PRECINCT 62	390	10	25	23	19	3

TOTAL

ALL DISTRICTS

15795	353	808	696	720	206
-------	-----	-----	-----	-----	-----

RACE TOTALS

1

15795	353	808	696	720	206
-------	-----	-----	-----	-----	-----

MONONGALIA COUNTY, WEST VIRGINIA
PRIMARY ELECTION
MAY 14, 1996

J M	J B	T C	B G	P G
E I	O I	O L	R A	H L
F L	S N	H A	A I	Y E
F L	E G	Y	D N	L N
R E	P I	T		L D
E R	H E	O		I E
Y	L	N		S N
				N
				I
				N
				G
				E
				L
				S
				O
				N

VOTES
CAST

ALL DISTRICTS

001 PRECINCT 1	252	0	8	9	9	3
002 PRECINCT 2	333	3	4	10	6	3
003 PRECINCT 3	222	5	2	5	2	1
004 PRECINCT 4	354	6	7	13	9	8
005 PRECINCT 5	213	1	3	4	5	1
006 PRECINCT 6	54	1	0	2	0	2
007 PRECINCT 7	60	0	0	1	0	0
008 PRECINCT 8	234	1	1	4	2	0
009 PRECINCT 9	138	1	1	1	3	1
010 PRECINCT 10	42	0	0	0	0	0
011 PRECINCT 12	51	0	0	1	0	0
012 PRECINCT 13	114	0	0	1	0	2
013 PRECINCT 14	123	1	3	5	5	0
014 PRECINCT 15	225	1	1	5	1	2
015 PRECINCT 16	204	2	1	3	1	3
016 PRECINCT 17	117	1	1	4	2	3
017 PRECINCT 18	66	1	2	2	1	0
018 PRECINCT 20	66	1	1	4	1	1
019 PRECINCT 21	147	1	3	5	4	0
020 PRECINCT 22	60	0	1	1	1	1
021 PRECINCT 23	306	4	6	8	5	2
022 PRECINCT 24	372	1	1	4	1	1
023 PRECINCT 25	159	1	3	5	4	2
024 PRECINCT 26	279	2	2	5	1	3
025 PRECINCT 27	243	3	4	6	5	3
026 PRECINCT 28	243	3	1	3	0	3
027 PRECINCT 29	126	0	0	3	1	0
028 PRECINCT 30	60	0	1	1	3	0
029 PRECINCT 31	183	1	1	3	1	2
030 PRECINCT 32	156	1	3	7	5	1
031 PRECINCT 35	264	2	1	5	5	0
032 PRECINCT 36	123	0	1	2	2	0
033 PRECINCT 39	255	4	5	5	4	2
034 PRECINCT 40	99	0	0	1	1	1
035 PRECINCT 41	108	0	2	6	4	0
036 PRECINCT 42	105	0	1	8	1	1
037 PRECINCT 44	144	1	2	5	6	0
038 PRECINCT 46	60	0	0	1	1	0
039 PRECINCT 47	57	0	0	2	1	1
040 PRECINCT 48	42	1	0	1	1	0
041 PRECINCT 49	72	0	2	4	2	1
042 PRECINCT 51	129	0	1	7	0	0

043 PRECINCT 52	126	3	2	4	3	3
044 PRECINCT 53	144	1	5	10	5	0
045 PRECINCT 54	177	1	6	14	8	0
046 PRECINCT 55	141	0	2	6	3	1
047 PRECINCT 56	33	1	0	0	0	0
048 PRECINCT 58	69	0	2	4	2	0
049 PRECINCT 70	171	1	3	8	3	0
050 PRECINCT 71	153	0	1	4	2	0
051 PRECINCT 72	90	0	0	3	3	0
052 PRECINCT 73	183	1	1	5	1	3
053 PRECINCT 74	63	0	0	4	0	0
054 PRECINCT 75	87	1	3	4	2	0
055 PRECINCT 76	54	1	4	4	4	0
056 PRECINCT 79A	264	0	2	14	4	5
057 PRECINCT 79B	303	3	6	10	7	2
058 PRECINCT 80	360	3	9	15	11	3
059 PRECINCT 81	219	0	2	4	2	2
060 PRECINCT 82	156	0	5	8	5	1
061 PRECINCT 83	363	3	7	16	8	2
062 PRECINCT 84	159	1	2	5	1	0
063 PRECINCT 86	345	1	5	10	5	2
064 PRECINCT 87	366	2	5	8	7	1
065 PRECINCT 88	222	2	2	8	3	5
066 PRECINCT 90	285	0	4	6	4	2
067 PRECINCT 91	297	1	2	5	2	2
068 PRECINCT 92	189	0	3	6	3	1
069 PRECINCT 33	252	5	4	11	3	0
070 PRECINCT 34	201	2	2	5	3	1
071 PRECINCT 37	189	4	4	8	4	0
072 PRECINCT 38	333	2	6	13	9	0
073 PRECINCT 59	291	3	12	25	15	1
074 PRECINCT 60	99	1	3	6	3	0
075 PRECINCT 61	441	10	6	15	6	2
076 PRECINCT 63	129	1	4	7	5	0
077 PRECINCT 64	108	1	2	8	3	0
078 PRECINCT 67	144	1	7	9	7	0
079 PRECINCT 68	282	2	4	12	6	2
080 PRECINCT 69	135	0	2	4	3	1
081 PRECINCT 77B	270	1	9	13	12	0
082 PRECINCT 77A	267	2	3	8	6	2
083 PRECINCT 78	489	7	6	12	9	5
084 PRECINCT 85	96	3	2	2	3	0
085 PRECINCT 62	390	3	4	14	9	0

TOTAL
ALL DISTRICTS

15795 124 239 529 310 103

RACE TOTALS
1

15795 124 239 529 310 103

E	G	E	J	M	K	J	S
R	O	L	E	A	L	O	I
I	F	I	F	R	O	H	S
C	F	Z	F	I	S	N	L
		A	E	E		E	
W		B	R			M	R
.		E	S	A		.	
		T		.			
		H					
		F					
		.					

VOTES
CAST

ALL DISTRICTS

001 PRECINCT 1	252	2	4	4	14
002 PRECINCT 2	333	9	5	11	25
003 PRECINCT 3	222	3	5	7	21
004 PRECINCT 4	354	7	5	6	31
005 PRECINCT 5	213	5	2	3	18
006 PRECINCT 6	54	2	2	1	3
007 PRECINCT 7	60	1	2	3	8
008 PRECINCT 8	234	4	2	10	25
009 PRECINCT 9	138	3	0	4	13
010 PRECINCT 10	42	2	1	1	3
011 PRECINCT 12	51	3	2	0	3
012 PRECINCT 13	114	3	0	3	11
013 PRECINCT 14	123	0	1	1	8
014 PRECINCT 15	225	3	2	6	24
015 PRECINCT 16	204	4	6	4	13
016 PRECINCT 17	117	0	1	1	8
017 PRECINCT 18	66	1	1	2	8
018 PRECINCT 20	66	1	0	2	6
019 PRECINCT 21	147	2	3	2	11
020 PRECINCT 22	88	2	1	0	1
021 PRECINCT 23	386	2	4	4	21
022 PRECINCT 24	372	3	5	12	32
023 PRECINCT 25	159	0	3	1	10
024 PRECINCT 26	279	6	5	6	17
025 PRECINCT 27	243	2	2	10	17
026 PRECINCT 28	243	3	4	5	15
027 PRECINCT 29	126	4	3	2	12
028 PRECINCT 30	60	0	1	1	3
029 PRECINCT 31	183	2	5	2	24
030 PRECINCT 32	156	2	3	4	8
031 PRECINCT 35	264	5	2	4	38
032 PRECINCT 36	123	1	0	0	5
033 PRECINCT 39	255	1	4	4	16
034 PRECINCT 40	99	1	2	1	2
035 PRECINCT 41	108	1	0	0	5
036 PRECINCT 42	105	0	1	0	13
037 PRECINCT 44	144	3	1	1	11
038 PRECINCT 46	60	2	0	0	7
039 PRECINCT 47	57	1	0	1	3
040 PRECINCT 48	42	1	1	0	2
041 PRECINCT 49	72	3	0	4	6
042 PRECINCT 51	129	1	1	1	9

043 PRECINCT 52	126	2	5	4	11
044 PRECINCT 53	144	0	1	2	4
045 PRECINCT 54	177	1	0	0	10
046 PRECINCT 55	141	0	2	3	8
047 PRECINCT 56	33	2	0	0	1
048 PRECINCT 58	69	0	1	0	2
049 PRECINCT 70	171	6	2	2	13
050 PRECINCT 71	153	2	0	1	8
051 PRECINCT 72	90	1	0	1	9
052 PRECINCT 73	183	3	2	7	12
053 PRECINCT 74	63	1	0	1	5
054 PRECINCT 75	87	0	2	2	7
055 PRECINCT 76	54	2	0	3	1
056 PRECINCT 79A	264	2	2	8	23
057 PRECINCT 79B	303	4	3	2	21
058 PRECINCT 80	360	3	3	5	28
059 PRECINCT 81	219	2	4	5	17
060 PRECINCT 82	156	0	1	1	11
061 PRECINCT 83	363	2	3	6	28
062 PRECINCT 84	159	1	1	3	10
063 PRECINCT 86	345	7	3	10	24
064 PRECINCT 87	366	5	3	9	31
065 PRECINCT 88	222	5	4	5	16
066 PRECINCT 90	285	2	4	8	26
067 PRECINCT 91	297	2	5	11	23
068 PRECINCT 92	189	1	3	6	16
069 PRECINCT 33	252	1	4	5	16
070 PRECINCT 34	201	2	1	4	22
071 PRECINCT 37	189	4	2	5	12
072 PRECINCT 38	333	5	5	7	26
073 PRECINCT 59	291	3	3	3	22
074 PRECINCT 60	99	2	0	2	11
075 PRECINCT 61	441	7	1	7	33
076 PRECINCT 63	129	1	0	0	8
077 PRECINCT 64	108	1	0	1	8
078 PRECINCT 67	144	1	2	4	14
079 PRECINCT 68	282	5	2	3	24
080 PRECINCT 69	135	5	2	3	7
081 PRECINCT 77B	270	2	2	4	17
082 PRECINCT 77A	267	3	7	7	24
083 PRECINCT 78	489	7	7	13	33
084 PRECINCT 85	96	0	0	1	6
085 PRECINCT 62	390	8	2	4	31

TOTAL					
ALL DISTRICTS	15795	214	186	312	1209

RACE TOTALS	15795	214	186	312	1209
-------------	-------	-----	-----	-----	------

MONONGALIA COUNTY, WEST VIRGINIA
PRIMARY ELECTION
MAY 14, 1996

STRAKAL, JR.
JOSEPH E.
COSTIANES
ELIAS
WALKER
NANCY A.
HERRINGTON
LARRY

VOTES
CAST

ALL DISTRICTS

001	PRECINCT	1	604	17	83	29	12
002	PRECINCT	2	764	22	86	38	16
003	PRECINCT	3	468	5	53	22	1
004	PRECINCT	4	744	18	85	36	4
005	PRECINCT	5	590	13	70	21	1
006	PRECINCT	6	164	3	17	11	5
007	PRECINCT	7	214	9	32	17	6
008	PRECINCT	8	534	12	85	18	3
009	PRECINCT	9	454	16	58	16	6
010	PRECINCT	10	134	7	16	4	2
011	PRECINCT	12	134	7	19	10	2
012	PRECINCT	13	318	14	52	22	3
013	PRECINCT	14	290	11	32	15	6
014	PRECINCT	15	546	19	65	27	11
015	PRECINCT	16	442	16	74	18	9
016	PRECINCT	17	350	9	56	10	5
017	PRECINCT	18	108	6	11	5	0
018	PRECINCT	20	198	5	18	11	7
019	PRECINCT	21	252	7	35	15	1
020	PRECINCT	22	114	5	18	2	1
021	PRECINCT	23	636	11	103	23	7
022	PRECINCT	24	638	16	114	24	4
023	PRECINCT	25	658	21	78	35	16
024	PRECINCT	26	446	7	77	17	6
025	PRECINCT	27	482	5	78	26	8
026	PRECINCT	28	476	10	73	31	2
027	PRECINCT	29	400	23	50	28	12
028	PRECINCT	30	256	3	29	11	2
029	PRECINCT	31	586	16	91	25	15
030	PRECINCT	32	406	18	57	11	14
031	PRECINCT	35	616	25	96	32	10
032	PRECINCT	36	218	7	35	5	0
033	PRECINCT	39	530	18	77	18	1
034	PRECINCT	40	212	3	18	1	4
035	PRECINCT	41	226	8	17	1	1
036	PRECINCT	42	320	7	24	0	3
037	PRECINCT	44	562	73	51	15	45
038	PRECINCT	46	406	48	45	15	42
039	PRECINCT	47	476	54	38	8	78
040	PRECINCT	48	330	47	43	3	22
041	PRECINCT	49	170	10	22	4	17

042	PRECINCT 51	316	1	11	1	4
043	PRECINCT 52	340	7	24	2	7
044	PRECINCT 53	322	7	29	0	1
045	PRECINCT 54	436	10	39	1	14
046	PRECINCT 55	360	15	30	8	11
047	PRECINCT 56	84	5	7	2	3
048	PRECINCT 58	122	23	17	3	2
049	PRECINCT 70	516	19	74	20	11
050	PRECINCT 71	502	19	55	15	24
051	PRECINCT 72	344	15	50	13	17
052	PRECINCT 73	634	32	105	30	24
053	PRECINCT 74	452	33	59	18	36
054	PRECINCT 75	338	14	49	13	8
055	PRECINCT 76	126	2	16	1	0
056	PRECINCT 79A	514	33	67	14	10
057	PRECINCT 79B	648	13	102	21	5
058	PRECINCT 80	580	15	94	25	8
059	PRECINCT 81	466	13	64	20	8
060	PRECINCT 82	342	17	35	17	9
061	PRECINCT 83	828	30	132	20	9
062	PRECINCT 84	364	14	58	10	9
063	PRECINCT 86	626	16	115	26	3
064	PRECINCT 87	692	17	127	26	9
065	PRECINCT 88	486	8	71	19	4
066	PRECINCT 90	400	3	72	18	1
067	PRECINCT 91	532	7	111	21	2
068	PRECINCT 92	572	27	86	21	24
069	PRECINCT 33	662	26	97	25	10
070	PRECINCT 34	490	24	71	10	11
071	PRECINCT 37	440	21	73	11	6
072	PRECINCT 38	1062	43	160	37	19
073	PRECINCT 59	644	23	99	23	7
074	PRECINCT 60	264	6	34	15	4
075	PRECINCT 61	968	52	130	30	15
076	PRECINCT 63	284	8	34	9	6
077	PRECINCT 64	322	26	41	9	12
078	PRECINCT 67	614	48	97	16	11
079	PRECINCT 68	606	49	79	18	19
080	PRECINCT 69	574	43	91	31	14
081	PRECINCT 77B	566	16	89	10	6
082	PRECINCT 77A	586	11	97	17	9
083	PRECINCT 78	862	14	142	29	10
084	PRECINCT 85	228	9	32	4	2
085	PRECINCT 62	902	26	113	25	16

TOTAL
ALL DISTRICTS

38488 1511 5359 1384 850

RACE TOTALS

38488 1511 5359 1384 850

MONONGALIA COUNTY, WEST VIRGINIA
PRIMARY ELECTION
MAY 14, 1996

J S S W W B P S G S M J
O T H E A A A T E I E O
S A A I Y K T E O X L H
E T R M N E T W R G A N
P L O E R E I A R G N S
H E N R E R T A R E I O
R
C . G T E N

VOTES
CAST

D
O
U
G
L
A
S

ALL DISTRICTS

001 PRECINCT 1	604	30	85	31	41	0	10
002 PRECINCT 2	764	26	121	41	39	4	8
003 PRECINCT 3	468	11	64	24	20	1	2
004 PRECINCT 4	744	22	110	38	25	3	11
005 PRECINCT 5	590	20	88	20	17	0	8
006 PRECINCT 6	164	6	22	4	6	0	3
007 PRECINCT 7	214	9	22	10	8	1	8
008 PRECINCT 8	534	20	70	16	33	0	8
009 PRECINCT 9	454	22	52	20	19	2	6
010 PRECINCT 10	134	2	24	3	8	0	5
011 PRECINCT 12	134	3	14	8	3	0	1
012 PRECINCT 13	318	10	33	11	20	2	5
013 PRECINCT 14	290	15	35	23	9	3	5
014 PRECINCT 15	546	17	81	42	30	4	8
015 PRECINCT 16	442	13	49	20	17	1	7
016 PRECINCT 17	350	10	46	12	24	2	5
017 PRECINCT 18	108	4	12	1	11	0	2
018 PRECINCT 20	198	7	22	5	10	0	5
019 PRECINCT 21	252	8	26	10	10	0	1
020 PRECINCT 22	114	5	7	4	5	1	2
021 PRECINCT 23	636	13	112	25	27	4	2
022 PRECINCT 24	638	9	86	21	37	2	17
023 PRECINCT 25	658	31	71	26	28	5	19
024 PRECINCT 26	446	16	66	18	25	0	2
025 PRECINCT 27	482	21	63	13	32	5	1
026 PRECINCT 28	476	13	47	17	15	0	1
027 PRECINCT 29	400	23	50	12	24	4	5
028 PRECINCT 30	256	8	23	42	20	0	1
029 PRECINCT 31	586	34	60	50	43	3	5
030 PRECINCT 32	406	24	48	29	35	1	8
031 PRECINCT 35	616	37	80	50	30	6	11
032 PRECINCT 36	218	7	33	6	17	1	5
033 PRECINCT 39	530	16	84	11	31	2	8
034 PRECINCT 40	212	74	3	7	3	24	3
035 PRECINCT 41	226	75	1	3	6	36	3
036 PRECINCT 42	320	94	8	9	2	84	3
037 PRECINCT 44	562	64	35	24	28	13	21
038 PRECINCT 46	406	49	30	12	20	4	11
039 PRECINCT 47	476	77	27	17	22	5	7
040 PRECINCT 48	330	27	30	6	20	3	6
041 PRECINCT 49	170	11	17	4	8	1	11
042 PRECINCT 51	316	115	11	6	6	29	2

043 PRECINCT 52	340	124	7	7	17	28	4
044 PRECINCT 53	322	121	7	9	11	29	4
045 PRECINCT 54	436	176	8	14	14	22	5
046 PRECINCT 55	360	112	20	4	17	19	10
047 PRECINCT 56	84	18	4	2	3	1	2
048 PRECINCT 58	122	15	8	13	3	2	1
049 PRECINCT 70	516	25	54	30	30	9	8
050 PRECINCT 71	502	35	58	27	27	1	7
051 PRECINCT 72	344	23	38	16	21	4	8
052 PRECINCT 73	634	46	71	34	34	9	14
053 PRECINCT 74	452	29	44	8	32	1	14
054 PRECINCT 75	338	19	44	12	26	8	3
055 PRECINCT 76	126	5	18	6	6	1	0
056 PRECINCT 79A	514	24	44	34	37	2	3
057 PRECINCT 79B	648	30	79	28	55	8	5
058 PRECINCT 80	580	27	63	43	53	6	8
059 PRECINCT 81	466	26	38	25	42	5	4
060 PRECINCT 82	342	20	42	36	24	1	2
061 PRECINCT 83	828	39	105	40	79	3	8
062 PRECINCT 84	364	15	41	20	25	2	7
063 PRECINCT 86	626	16	72	13	24	2	1
064 PRECINCT 87	692	26	83	16	35	3	9
065 PRECINCT 88	486	19	68	20	32	2	8
066 PRECINCT 90	400	16	58	14	13	3	3
067 PRECINCT 91	532	15	77	8	20	2	8
068 PRECINCT 92	572	51	58	19	40	9	9
069 PRECINCT 33	662	33	88	55	52	9	9
070 PRECINCT 34	490	30	50	40	50	4	13
071 PRECINCT 37	440	22	39	44	46	3	8
072 PRECINCT 38	1062	60	114	98	61	9	10
073 PRECINCT 59	644	46	65	39	51	13	10
074 PRECINCT 60	264	17	28	14	18	0	3
075 PRECINCT 61	968	54	114	59	48	12	19
076 PRECINCT 63	284	21	18	61	18	8	2
077 PRECINCT 64	322	36	32	14	26	2	5
078 PRECINCT 67	614	93	47	34	38	11	13
079 PRECINCT 68	606	61	64	40	34	15	14
080 PRECINCT 69	574	32	64	25	40	14	6
081 PRECINCT 77B	566	30	48	19	63	4	3
082 PRECINCT 77A	586	21	51	26	39	4	5
083 PRECINCT 78	862	27	90	32	83	5	5
084 PRECINCT 85	228	21	25	26	8	3	4
085 PRECINCT 62	902	41	80	41	48	12	10

TOTAL
ALL DISTRICTS

38488 2815 4194 1916 2277 566 556

RACE TOTALS

38488 2815 4194 1916 2277 566 556

BOARD OF EDUCATION
0

MONONGALIA COUNTY, WEST VIRGINIA
PRIMARY ELECTION
MAY 14, 1996

708 Page 124

A L	P R I C H A R D	M I C H A E L	Y U R A
--------	--------------------------------------	---------------------------------	------------------

VOTES
CAST

ALL DISTRICTS

001	PRECINCT 1	604	47	109
002	PRECINCT 2	764	65	124
003	PRECINCT 3	468	52	112
004	PRECINCT 4	744	73	158
005	PRECINCT 5	590	72	139
006	PRECINCT 6	164	15	24
007	PRECINCT 7	214	12	21
008	PRECINCT 8	534	51	113
009	PRECINCT 9	454	36	83
010	PRECINCT 10	134	6	17
011	PRECINCT 12	134	7	15
012	PRECINCT 13	318	18	36
013	PRECINCT 14	290	24	45
014	PRECINCT 15	546	34	92
015	PRECINCT 16	442	36	64
016	PRECINCT 17	350	24	53
017	PRECINCT 18	108	6	16
018	PRECINCT 20	198	6	27
019	PRECINCT 21	252	18	60
020	PRECINCT 22	114	9	17
021	PRECINCT 23	636	53	154
022	PRECINCT 24	638	42	148
023	PRECINCT 25	658	36	95
024	PRECINCT 26	446	25	82
025	PRECINCT 27	482	46	99
026	PRECINCT 28	476	41	110
027	PRECINCT 29	400	16	59
028	PRECINCT 30	256	14	44
029	PRECINCT 31	586	24	79
030	PRECINCT 32	406	27	40
031	PRECINCT 35	616	42	76
032	PRECINCT 36	218	8	36
033	PRECINCT 39	530	24	99
034	PRECINCT 40	212	5	7
035	PRECINCT 41	226	5	6
036	PRECINCT 42	320	10	3
037	PRECINCT 44	562	25	33
038	PRECINCT 46	406	17	28
039	PRECINCT 47	476	14	31
040	PRECINCT 48	330	17	13
041	PRECINCT 49	170	8	21
042	PRECINCT 51	316	32	9
043	PRECINCT 52	340	18	6
044	PRECINCT 53	322	7	9
045	PRECINCT 54	436	10	14

046 PRECINCT 55	360	20	19
047 PRECINCT 56	84	8	0
048 PRECINCT 58	122	3	6
049 PRECINCT 70	516	36	72
050 PRECINCT 71	502	21	63
051 PRECINCT 72	344	15	27
052 PRECINCT 73	634	29	58
053 PRECINCT 74	452	19	17
054 PRECINCT 75	338	14	35
055 PRECINCT 76	126	7	16
056 PRECINCT 79A	514	35	95
057 PRECINCT 79B	648	51	113
058 PRECINCT 80	580	49	73
059 PRECINCT 81	466	20	56
060 PRECINCT 82	342	27	33
061 PRECINCT 83	828	41	126
062 PRECINCT 84	364	19	66
063 PRECINCT 86	626	50	154
064 PRECINCT 87	692	44	135
065 PRECINCT 88	486	38	99
066 PRECINCT 90	400	31	77
067 PRECINCT 91	532	27	116
068 PRECINCT 92	572	32	59
069 PRECINCT 33	662	53	60
070 PRECINCT 34	490	24	49
071 PRECINCT 37	440	24	40
072 PRECINCT 38	1062	56	122
073 PRECINCT 59	644	50	73
074 PRECINCT 60	264	20	37
075 PRECINCT 61	968	53	146
076 PRECINCT 63	284	12	28
077 PRECINCT 64	322	22	28
078 PRECINCT 67	614	23	40
079 PRECINCT 68	606	20	58
080 PRECINCT 69	574	30	59
081 PRECINCT 77B	566	46	84
082 PRECINCT 77A	586	52	88
083 PRECINCT 78	862	73	161
084 PRECINCT 85	228	19	18
085 PRECINCT 62	902	45	186

TOTAL
ALL DISTRICTS

38488 2435 5418

RACE TOTALS

38488 2435 5418

**OPTICAL SCANNING EQUIPMENT
PUBLIC INSPECTION**

**Tuesday, May 7, 1996
2:30 p.m.**

PRESENT:

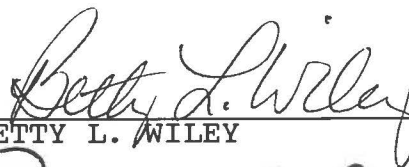
**Betty L. Wiley, President
Florence L. Merow, Member
John W. Pyles, Member
Jean Friend, Monongalia County Circuit Clerk
Robert Dinsmore, Ballot Commissioner
John Patrick Ball, Ballot Commissioner**

In accordance with West Virginia State Code 3-4A-13, the members of the Monongalia County Commission convened at the Office of the Monongalia County Clerk with the ballot commissioners present at 2:30 o'clock P.M., where the AIS Optical Scanners are stored, and having examined the Optical Scanners, determined they have been prepared as required by law, and further found the Optical Scanners, Accumulator and Program Deck to be in proper order, and affixed signatures to a written attesting document.


OPTICAL SCANNERS TEST CERTIFICATION # 1

AFTER PUBLIC TEST


In accordance with West Virginia State Code 3-4A-26, the members of the Monongalia County Commission certified that the public test of the program disc to be used in the Primary Election on Tuesday, May 14, 1996 was tested and found to be free from error and affixed signatures to a written certification dated this 7th day of May, 1996.



BETTY L. WILEY



FLORENCE L. MEROW



JOHN W. PYLES

COMMISSIONERS OF THE COUNTY
COMMISSION

ATTEST BY: 

THELMA J. GIBSON
TITLE: MONONGALIA COUNTY CLERK

OPTICAL SCANNING EQUIPMENT
TESTING PRIOR TO OFFICIAL COUNT
TEST CERTIFICATION # 2

Tuesday, May 14, 1996
7:25 p.m.

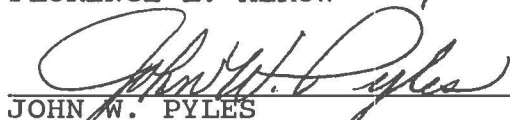
PRESENT:

BETTY L. WILEY, President
FLORENCE L. MEROW, Member
JOHN W. PYLES, Member

In accordance with West Virginia State Code 3-4A-26, the members of the Monongalia County Commission repeated the test immediately before the start of the official count and found to be free from error and affixed signatures to a written certification dated this 14th day of May, 1996.



BETTY L. WILEY


FLORENCE L. MEROW


JOHN W. PYLES

COMMISSIONERS OF THE COUNTY
COMMISSION

ATTEST BY:


THELMA J. GIBSON

TITLE:

MONONGALIA COUNTY CLERK


OPTICAL SCANNING EQUIPMENT
TESTING AT CONCLUSION OF OFFICIAL COUNT
TEST CERTIFICATION # 3


Tuesday, May 14, 1996
2:35 A.M. - Wednesday, May 15, 1996


PRESENT:

BETTY L. WILEY, President
FLORENCE L. MEROW, Member
JOHN W. PYLES, Member

In accordance with West Virginia State Code 3-4A-26, the members of the Monongalia County Commission repeated the test immediately at the conclusion of the official count and found to be free from error and affixed signatures to a written certification dated this 14th day of May, 1996.



BETTY L. WILEY


FLORENCE L. MEROW


JOHN W. PYLES

COMMISSIONERS OF THE COUNTY
COMMISSION

ATTEST BY:


THELMA J. GIBSON

TITLE:

MONONGALIA COUNTY CLERK

PRIMARY ELECTION - MAY 14, 1996

MEETINGS OF THE BOARD OF CANVASSERS

FRIDAY, MAY 17, 1996

PRESENT: **MONONGALIA COUNTY COMMISSION PRESIDENT** - Betty L. Wiley
MONONGALIA COUNTY COMMISSION MEMBER - Florence L. Merow
MONONGALIA COUNTY COMMISSION MEMBER - John W. Pyles
ASSISTANT PROSECUTING ATTORNEY - Phillip M. Magro
COUNTY CLERK - Thelma J. Gibson
DEPUTY CLERKS FROM THE COUNTY CLERK'S OFFICE - April Davies, Timothy Kyle, Marvin Drvar, Renetta Eddy, Sarah Rice, Jodi Maraney, Debbie McGinnis, Michele Kimble, and Betty Tennant
CIRCUIT CLERK - Jean Friend
DEPUTY CLERK FROM THE CIRCUIT CLERK'S OFFICE - Joanne Summers
SECURITY OFFICER - Ronald L. Kelly
TALLY CLERKS - E. LaVonne Young, Linda L. Little, James A. Biser, David N. Tenney, Jackie Copeland, Ruby Anderson, and Ruth Overfield
CANDIDATES - Steve Morris, Edward V. Kerns, Alan Lindamood, Hershel R. Mullins, Mike Buchanan, A. P. Barill, Bill Bartolo, Jon Hunter, Bob Hart, and Vern Swisher
DOMINION POST REPRESENTATIVES - Charles Sell, Dale Sparks, and Evelyn Ryan
ATTORNEY FOR MICHAEL VECCHIO - D. Ringer
OBSERVERS FOR MICHAEL VECCHIO - David Smith, Jamie Manley, Marvin Carter, and Travis Smith
OBSERVERS FOR JON HUNTER - Gene Harner, Judy Hunter, Amy Harris, and Edwin Ryan
OBSERVERS FOR MARLENE FRICH - Josephine Joseph, and Cynthia Frich
OBSERVER FOR A. P. BARILL - Robert Wright
OBSERVER FOR EUGENE SELLARO - George Johnson
OBSERVERS - Bill Gatian, Sandra Pride, Mary Jane Kerns, Grace M. Batton, Richard Raspa, Patricia Britt, and Julia Oliverio
ATTORNEY FOR JOHN PYLES - David L. Solomon

The Board of Canvassers convened at 8:00 o'clock a.m., on Friday, May 17, 1996, in Room No. 103 of the Monongalia County Courthouse with Monongalia County Clerk Thelma J. Gibson announcing that after reviewing the Precinct by Precinct Scanner Printout of the May 14, 1996 Primary Election Returns with Ed Kerns, Candidate for the 14th Senatorial District, that a discrepancy had been discovered regarding said printout. Tabulations for thirteen (13) of the seventeen (17) precincts were not present in the 14th Senatorial District Race, involving Candidates Ed Kerns and Jon Blair Hunter. The four (4) precincts tabulated were 77A, 77B, 78, and 85. The thirteen precincts not tabulated were 33, 34, 38, 37, 59, 60, 61, 62, 63, 64, 67, 68, and 69. A possibility of incorrectly printed ballots being delivered to the thirteen (13) of the seventeen (17) precincts was discussed.

At 8:25 a.m. a telephone call was made to Jan Casto of the West Virginia Secretary of State's Office regarding said discrepancy and the concern of the possibility of incorrect ballots. At this time, Ms. Casto will review said discrepancy, seek an opinion regarding said discrepancy; and telephone back to the Board of Canvassers providing her opinion on said discrepancy.

A motion was duly made by Commissioner Pyles, seconded by Commissioner Merow, and unanimously carried, to defer the matter of the discrepancy in the thirteen (13) of the seventeen (17) precincts concerning the 14th Senatorial District Race involving Candidates Ed Kerns and Jon Blair Hunter to a later time, after an opinion is received from Jan Casto of the West Virginia Secretary of State's Office.

Judy Hunter, representing Jon Blair Hunter, stated that the 14th Senatorial District Race was present on her ballot in Precinct 61; and expressed that people could have received the correct ballots, and the Scanner was programmed incorrectly.

General discussion occurred regarding the possibility of hand tallying a precinct involved in said discrepancy to help in resolving said problem.

In accordance with West Virginia State Code 3-4A-28(4), the Board of Canvassers proceeded to choose at least five (5) percent, being five (5) of the precincts, at random by the drawing of precinct numbers; and then proceeded to manually count the ballots of those Precincts.

The selection of said precincts at random and the manual counting of said precincts were recommended by the West Virginia Secretary of State's Office as the first item of business in this Board of Canvass.

Precinct numbers for said random drawing were prepared at said Canvass by Commission President Betty L. Wiley, and County Clerk Thelma J. Gibson. The following precincts were selected by Josephine Joseph and Jackie Copeland, citizens.

Precinct 79A
Precinct 67
Precinct 35
Precinct 48
Precinct 30

Discussion was referred back to the discrepancy in the 14th Senatorial District Race, involving Candidates Ed Kerns and Jon Blair Hunter.

Monongalia County Circuit Clerk Jean Friend presented for the record two void ballots from the May 14, 1996 Primary Election. One (1) ballot as presented was from Precinct 61, which showed that said ballot contained the correct Senatorial District Race, which was the 14th, involving Candidates Ed Kerns and Jon Blair Hunter.

A motion was duly made by Commissioner Pyles, seconded by Commissioner Merow, and unanimously carried, that a void unvoted ballot from Precinct 61 be presented for the record from Circuit Clerk Jean Friend as evidence, that said ballot contained the correct Senatorial District Race, which was the 14th, involving Candidates Ed Kerns and Jon Blair Hunter.

Ed Kerns requested that said matter regarding the discrepancy of the 14th Senatorial District Race be set aside until legal counsel for himself can be present.

A motion was duly made by Commissioner Pyles, seconded by Commissioner Merow, and unanimously carried, to request that the individuals present for the Board of Canvass for the Primary Election of 1996 be requested to refrain from talking; that said individuals are just present as observers; and that the Board of Canvassers proceed expeditiously to do the work that is at hand.

Ed Kerns also requested that the Precinct by Precinct Scanner Printout of the May 14, 1996 Primary Election Returns, which he viewed earlier this day in the Monongalia County Clerk's Office, be secured.

Commissioner Pyles expressed that said documents will be secured.

Judy Hunter, representing Jon Blair Hunter, requested to see said Precinct by Precinct Scanner Printout in question, regarding the May 14, 1996 Primary Election Returns. Said request was granted.

Mary Ratliff of the West Virginia Secretary of State's Office telephoned the Board of Canvassers regarding the possibility of incorrect ballots or tabulations in thirteen (13) of the

seventeen (17) precincts concerning the 14th Senatorial District Race, involving Candidates Ed Kerns and Jon Blair Hunter. County Clerk Thelma J. Gibson spoke to Ms. Ratliff. Ms. Ratliff stated that the possibility of what has happened is that there is a glitch in the computer program due to the fact that Mr. Kerns is straight above Mr. Hunter on the ballots; that the computer programmer from AIS (American Information Systems) be called and questioned about said discrepancy and to possibly repair said glitch; and that the Board of Canvassers would have to determine whether said glitch is present, after reviewing the ballots. If said determination is made, then ballots from Precincts 33, 34, 38, 37, 59, 60, 61, 62, 63, 64, 67, 68, and 69 may have to be run through the Optical Scanner again for the correct results.

Judy Hunter, representing Jon Blair Hunter, stated that after reviewing the Precinct by Precinct Scanner Printout, regarding the May 14, 1996 Primary Election Returns, that there are only approximately four hundred (400) votes that are accounted for and Mr. Hunter received unofficially two thousand, five hundred thirty-eight (2,538) votes, and questioned where did the approximately two thousand, one hundred (2,100) other votes come from.

Commissioner Pyles again emphasized that said matter should be deferred until a later time.

Commission President Betty L. Wiley noted as a matter of record that Monongalia County Circuit Clerk Jean Friend delivered Absentee Ballots that have been received to date. Ms. Friend reported that thirty-four (34) Absentee Ballots have not been received.

The Board of Canvassers proceeded to begin hand tallying the ballots from the selected precincts.

Commissioner Merow emphasized that according to the rules from the West Virginia Secretary of State's Office regarding the Canvassing Procedure, that only one (1) precinct can be hand tallied at a time.

County Clerk Thelma J. Gibson explained that the West Virginia Secretary of State's Office recommended that a Democrat Tally Clerk, a Republican Tally clerk, and a County Commissioner be present when manually counting said selected precincts. The County Commissioner will read the ballots to the two (2) tally clerks and said clerks will mark the tally book.

Precinct 79A Ballot Box was removed from the Locked Ballot Room and transported to Room No. 103 of the Monongalia County Courthouse. The three (3) teams present to hand tally Precinct 79A consisted of one (1) County Commissioner, one (1) Democrat Tally Clerk and one (1) Republican Tally Clerk. The following individuals were on said teams:

TEAM ONE

Commissioner Betty L. Wiley
Tally Clerk Linda Little, Democrat
Tally Clerk E. LaVonne Young, Republican

TEAM TWO

Commissioner Florence L. Merow
Tally Clerk James A. Biser, Democrat
Tally Clerk David Tenney, Republican

TEAM THREE

Commissioner John W. Pyles
Tally Clerk Ruby Anderson, Democrat
Tally Clerk Jackie Copeland, Republican

A Canvasser's Oath was signed by each of the Tally Clerks and is filed in the County Clerk's Office.

The Board of Canvassers proceeded with the manual counting of Precinct 79A. The ballots from said Precinct was divided among the three (3) teams.

During the manual counting process, Commissioner Pyles' Team, which consisted of himself, Jackie Copeland, and Ruby Anderson discovered an Absentee Ballot, with the 14th Senatorial District Race located on it, instead of the 13th Senatorial District Race. Said ballot also contained AIS Number 083, which corresponds to Precinct 78, and not Precinct 79A. Therefore, an incorrect Absentee Ballot was distributed to an individual.

During the manual counting process, James A. Biser of Commissioner Merow's Team found a ballot which was left in the ballot box of Precinct 79A. Said ballot was added to Commissioner Merow's Tally.

After completing the manual counting of Precinct 79A, the Tally Books were counted by the Tally Clerks.

The ballots and the Tally Books from Precinct 79A, were then placed into the ballot box, locked, and transported to Room No. 123 of the Monongalia County Courthouse, to be tabulated again by the Optical Scanner.

All individuals exited Room 103 of the Monongalia County Courthouse; the room was secured; and Security Officer Ron Kelly was present at the entrance to said room.

Deputy Clerks Sharon LeMasters and Tonya Rowan were present to run the ballots of Precinct 79A through said Scanner.

The Test Ballots' Ballot Box was removed from the County Clerk's Vault and unlocked by the individuals with keys.

The Program Board for the Optical Scanner was removed from the Test Ballots' Ballot Box, where it was placed and locked into at the close of Election Night, May 14, 1996. Said Ballot Box was secured by four (4) locks, with Commissioner Betty L. Wiley, Commissioner Florence L. Merow, Commissioner John W. Pyles, and County Clerk Thelma J. Gibson each receiving a key. Said Ballot Box was located in the County Clerk's Vault.

The Optical Scanner was unlocked by the key located in the County Clerk's Vault.

The Program Board for the Optical Scanner was removed from the Test Ballots' Ballot Box and placed into said Scanner.

A Zero Report was ran on the Optical Scanner verifying that no votes were present for said candidates.

The test ballots, as supplied by AIS, were removed from the Test Ballots' Ballot Box and ran through the Optical Scanner for verification that said Scanner is working properly. The verification concluded that there are five hundred nine (509) ballots with one (1) damaged ballot, with a total of five hundred ten (510) ballots, which is the correct number of ballots as issued by AIS. The verification also concluded that there is one difference between the the present Scanner report regarding the test ballots and the AIS Report as prepared. In the present Scanner report, Joseph E. Strakal, Jr. received twenty-six (26) votes, and in the AIS report, Mr. Strakal received twenty-five (25) votes. This discrepancy was the only one present in the five hundred ten (510) ballots counted.

The County Commissioners signed off on the Zero Report and the Test Ballot Summary Report.

The Test Ballots, the Zero Report, and the Test Ballot Summary Report were placed back into the Test Ballots' Ballot Box.

A Zero Report was again ran on the Optical Scanner verifying that no votes were present for said candidates.

Precinct 79A ballots were ran through the Optical Scanner to to be tabulated and to generate a Summary Report of said votes.

A comparison of all candidates' votes was done between this generated Summary Report and the Election Night Scanner Report of Precinct 79A. There were no discrepancies found.

The County Commissioners signed off on the Zero Report and the generated Summary Report for Precinct 79A.

The Program Board for the Optical Scanner was removed from said machine and placed back into the Test Ballots' Ballot Box. Said Ballot Box was secured by the four (4) locks, and returned to the County Clerk's Vault.

The Optical Scanner was locked; and the key was returned to the County Clerk's Vault.

The ballots, the Tally Books, and the Summary Report as provided by the Optical Scanner from Precinct 79A, were then placed back into the ballot box, locked, and transported to Room No. 103 of the Monongalia County Courthouse, to have a comparison done of the manually counted Tally Books and the Summary Report of the votes tabulated by the Scanner.

The Board of Canvassers recessed at 2:10 p.m. until 3:10 p.m.

All individuals exited Room 103 of the Monongalia County Courthouse; the room was secured; and Security Officer Ron Kelly was present at the entrance to said room.

The Board of Canvassers reconvened at 3:15 p.m. to make a comparison of the manually counted Tally Books and the Summary Report.

A motion was duly made by Commissioner Merow, seconded by Commissioner Pyles, and unanimously carried, that Commission President Betty L. Wiley read the total of votes from the Summary Report as supplied by the Optical Scanner; and that Commissioner Florence L. Merow, and Commissioner John W. Pyles use the manually counted Tally Books to make a comparison of the votes.

Several discrepancies occurred between the manually counted Tally Books and the Summary Report.

When there was a discrepancy in the number of votes that a candidate received between the manually counted Tally Books and the Summary Report, the votes for said candidate were manually counted again.

At the conclusion of this process, there was one (1) Absentee Ballot present, which was issued incorrectly as noted previously; and two (2) discrepancies between the manually counted Tally Books and the Summary Report as generated by the Optical Scanner. The two (2) discrepancies were the result of voters incorrectly marking their ballots.

DEMOCRATIC RACE

NAME	SCANNER COUNT	MANUAL TALLY COUNT	CORRECT NO. OF VOTES
Alan Wheeler	58	59	59

REPUBLICAN RACE

NAME	SCANNER COUNT	MANUAL TALLY COUNT	CORRECT NO. OF VOTES
Trent R. Benzo	14	15	15

The Tally Books and the Summary Report as provided by the Optical Scanner from Precinct 79A, were then placed into a large manila envelop, sealed, and Commissioner Betty L. Wiley, Commissioner Florence L. Merow, and Commissioner John W. Pyles, placed their signature across the seal of said envelope.

The ballots and the manila envelope containing the Tally Books, and the Summary Report as provided by the Optical Scanner from Precinct 79A, were then placed back into the ballot box, locked, and transported back to the Locked Ballot Room of the Monongalia County Courthouse.

The Absentee Ballots, as received from Monongalia County Circuit Clerk Jean Friend, were also transported to the Locked Ballot Room of the Monongalia County Courthouse.

Monongalia County Clerk Thelma J. Gibson announced that Carla Rasmussen, programmer for AIS (American Information Systems), and Mary Ratliff of the West Virginia Secretary of State's Office will be present on Monday, May 20, 1996 during the Board of Canvassers Meeting.

The Board of Canvassers recessed at 6:26 p.m. until Monday, May 20, 1996 at 8:00 a.m.

* * * * *

BOARD OF CANVASSERS

MONDAY, MAY 20, 1996

PRESENT: MONONGALIA COUNTY COMMISSION PRESIDENT - Betty L. Wiley
MONONGALIA COUNTY COMMISSION MEMBER - Florence L. Merow
MONONGALIA COUNTY COMMISSION MEMBER - John W. Pyles
COUNTY CLERK - Thelma J. Gibson
DEPUTY CLERKS FROM THE COUNTY CLERK'S OFFICE - April Davies, Renetta Eddy, Sarah Rice, Jodi Maraney, Michele Kimble, Kim Rose, and Betty Tennant
SECURITY OFFICER - Ronald L. Kelly
SECRETARY OF STATE'S REPRESENTATIVE - Mary Ratliff
AMERICAN INFORMATION SYSTEMS REPRESENTATIVE - Carla Rasmussen
TALLY CLERKS - E. LaVonne Young, Linda L. Little, James A. Biser, Ruth Overfield, Jackie Copeland, and Linda Exline
CANDIDATES - Edward V. Kerns, Jon Blair Hunter, and Bob Hart
DOMINION POST REPRESENTATIVES - Charles Sell, and Evelyn Ryan
WBOY REPRESENTATIVE - Stacy Kennell
ATTORNEY FOR MICHAEL VECCHIO - D. Ringer
OBSERVERS FOR MICHAEL VECCHIO - David Smith, and Travis Smith
OBSERVERS FOR JON HUNTER - Gene Harner
OBSERVER FOR ED KERNS - Max Damuchka
OBSERVERS FOR MARLENE FRICH - Josephine Joseph, and Cynthia Frich
OBSERVER FOR EUGENE SELLARO - George Johnson
OBSERVER FOR SANDY HOLEPIT - Edward M. Holepit
OBSERVERS - Mary Jane Kerns, Grace M. Batton, R. Weaver, Doug French, Eva Jenkins, and E. B. Jenkins

The Board of Canvassers reconvened at 8:11 o'clock a.m., on Monday, May 20, 1996, in Room No. 103 of the Monongalia County Courthouse.

Commission President Betty L. Wiley reemphasized that there is to be no conversation by observers during the meeting of the Board of Canvassers.

The Challenged Ballots were removed from the Locked Ballot Room and transported to Room No. 103 of the Monongalia County Courthouse to make a matter of record the precincts in which said ballots were received and the number of said ballots.

The Absentee Ballots, as received from Monongalia County Circuit Clerk Jean Friend on Friday, May 17, 1996 were removed from the Locked Ballot Room and transported to Room No. 103 of the Monongalia County Courthouse to make a matter of record the number of said ballots received.

General discussion occurred regarding the procedure used in the consideration of Challenged Ballots.

A motion was duly made by Commissioner Pyles, seconded by Commissioner Merow, and unanimously carried, that all Challenged Ballots will be considered on an individual basis, as determined by the Board of Canvassers.

There were twelve (12) Not Challenged Absentee Ballots as received from Monongalia County Circuit Clerk Jean Friend on Friday, May 17, 1996.

There were two (2) Challenged Absentee Ballots as received from Monongalia County Circuit Clerk Jean Friend on Friday, May 17, 1996.

A motion was duly made by Commissioner Pyles, seconded by Commissioner Merow, and unanimously carried, to refer the fourteen (14) Absentee Ballots received from Monongalia County Circuit Clerk Jean Friend on Friday, May 17, 1996, to the County Clerk's Deputies for preparation of a synopsis.

The number of Challenged Ballots received from the individual precincts were made a matter of record as follows:

PRECINCT	NO. OF CHALLENGED BALLOTS RECEIVED
1	8
2	8
3	7
4	1
5	9
6	3
7	3
8	7
9	5
10	8
12	3
13	3
14	2
15	5
16	3
17	8
18	5
20	2
21	3
22	4
23	2 with 1 Spoiled Envelope
24	10
25	1
26	4
27	2
28	1
29	2

CHALLENGED BALLOTS CONTINUED

PRECINCT	NO. OF CHALLENGED BALLOTS RECEIVED
30	3
31	7
32	7
33	7
34	1
35	7
36	3
37	2
38	11
39	8
40	3
41	0
42	2
44	8
46	2
47	6
48	3
49	0
51	0
52	3
53	1
54	3
55	1
56	1
58	1
59	4
60	4
61	7
62	5
63	3
64	1
65	0
66	0
67	13
68	4
69	4
70	7
71	11
72	5
73	6
74	7
75	4
76	5
77A	1
77B	2
78	12
79A	8
79B	7
80	11
81	0
82	3
83	3
84	2
85	3
86	6
87	8
88	9
90	0
91	10
92	8
Total:	392

Attached to a Challenged Ballot in Precinct 22 was Democratic Poll Ticket Stub No. 025. Said Poll Slip Ticket is filed in the County Clerk's Office.

The three hundred ninety-two (392) Challenged Ballots were referred to the County Clerk's Deputies for preparation of a synopsis.

Commission President Betty L. Wiley stated that according to the West Virginia Secretary of State's rules regarding the Canvassing Procedure, more than one (1) precinct can be hand tallied at a time.

Precincts 67, 35, 48, and 30 Ballot Boxes were removed from the Locked Ballot Room and transported to Room No. 103 of the Monongalia County Courthouse, to begin the hand tallying process of said precincts. The following individuals were on the hand tallying teams:

TEAM ONE - PRECINCT 35

Commissioner Betty L. Wiley
Tally Clerk Linda Little, Democrat
Tally Clerk E. LaVonne Young, Republican

TEAM TWO - PRECINCT 48

Commissioner Florence L. Merow
Tally Clerk James A. Biser, Democrat
Tally Clerk Ruth Overfield, Republican

TEAM THREE - PRECINCT 67

Commissioner John W. Pyles
Tally Clerk Linda Exline, Democrat
Tally Clerk Jackie Copeland, Republican

A Canvasser's Oath was signed by Linda Exline and Ruth Overfield and is filed in the County Clerk's Office.

Commission President Betty L. Wiley noted as a matter of record that Monongalia County Circuit Clerk Jean Friend delivered one (1) more Absentee Ballot.

Said Absentee Ballot was referred to the County Clerk's Deputies for preparation of a synopsis.

The fourteen (14) Absentee Ballots, as received from Monongalia County Circuit Clerk Jean Friend, on Friday, May 17, 1996 and the one (1) Absentee Ballot, as received from Monongalia County Circuit Clerk Jean Friend, on Monday, May 20, 1996, were placed in a ballot box, which was locked.

Before the lunch recess the three hundred ninety-two (392) Challenged Ballots that were being prepared for a synopsis by the County Clerk's Deputies, were placed into a ballot box and secured.

The Board of Canvassers recessed at 12:00 noon until 1:00 p.m.

All individuals exited Room 103 of the Monongalia County Courthouse; the room was secured; and Security Officer Ron Kelly was present at the entrance to said Room.

The Board of Canvassers reconvened at 1:00 p.m. to continue to proceed with the manual counting of Precincts 35, 48 and 67.

The Challenged Ballots were removed from the Locked Ballot Box and returned to the County Clerk's Deputies to continue the process for the preparation of the synopsis.

Mary Ratliff of the West Virginia Secretary of State's Office arrived in Room 103 of the Monongalia County Courthouse at 1:08 p.m. to view the Canvassing Process.

In Room 123 of the Monongalia County Courthouse, Carla Rasmussen of AIS (American Information Systems) was present to help in solving the discrepancy with the Precinct by Precinct Scanner Printout of the May 14, 1996 Primary Election Returns. Said discrepancy was regarding the tabulation of votes in thirteen (13) of the seventeen (17) precincts involving the 14th Senatorial District. The Candidates involved in said Race were Ed Kerns and Jon Blair Hunter. Said discrepancy was discovered May 17, 1996.

Carla Rasmussen of AIS discovered that the official grand totals for the 14th Senatorial District Race, which were Ed Kerns - 526 votes; and Jon Blair Hunter - 2,538 votes, were correct on the Precinct by Precinct Scanner Printout of the May 14, 1996 Primary Election Returns. The discrepancy was in the program board of the Optical Scanner, which printed out the incorrect Precinct Titles and Numbers on said Printout. Ms. Rasmussen installed a corrected program board in said Scanner; and the discrepancy was resolved.

Commission President Betty L. Wiley noted as a matter of record that Monongalia County Circuit Clerk Jean Friend delivered two (2) more Absentee Ballots.

Said Absentee Ballots were referred to the County Clerk's Deputies for preparation of a synopsis.

After Commissioner Merow's team completed the manual counting of Precinct 48, the Tally Books were counted by the Tally Clerks.

The ballots and the Tally Books from Precinct 48, were placed into the ballot box, locked, and transported to Room No. 123 of the Monongalia County Courthouse, to be tabulated again by the Optical Scanner.

The Test Ballots' Ballot Box was removed from the County Clerk's Vault and unlocked by Commissioner Betty L. Wiley, Commissioner Florence L. Merow, Commissioner John W. Pyles, and County Clerk Thelma J. Gibson.

The Optical Scanner was unlocked by the key located in the County Clerk's Vault.

Mary Ratliff of the West Virginia Secretary of State's Office directed that a County Commissioner must be present in Room 103 of the Monongalia County Courthouse when manual counting is proceeding. Commissioner Betty L. Wiley returned to said Room.

Carla Rasmussen of AIS and Deputy Clerk Tonya Rowan were present to run the ballots of Precinct 48 through said Scanner.

The Program Board for the Optical Scanner was removed from the Test Ballots' Ballot Box and placed into said Scanner.

A Zero Report was ran on the Optical Scanner verifying that no votes were present for said candidates.

The test ballots, as supplied by AIS, were removed from the Test Ballotss' Ballot Box and ran through the Optical Scanner for verification that said Scanner is working properly. Carla Rasmussen of AIS was successful in running the damaged ballot through said Scanner. The verification concluded that there are five hundred ten (510) ballots, which is the correct number of ballots as issued by AIS. There were no discrepancies between the present Scanner Report regarding the test ballots and the AIS Report as prepared.

The County Commissioners present signed off on the Zero Report and the Test Ballots Summary Report.

The Test Ballots, the Zero Report, and the Test Ballot Summary Report were placed back into the Test Ballots' Ballot Box.

A Zero Report was again ran on the Optical Scanner verifying that no votes were present for said candidates.

Precinct 48 ballots were ran through the Optical Scanner to be tabulated and to generate a Summary Report of said votes.

A comparison of all candidates' votes was done between this generated Summary Report and the Election Night Scanner Report of Precinct 48. There were no discrepancies found.

The County Commissioners present signed off on the Zero Report and the generated Summary Report for Precinct 48.

Precinct 48 Ballot Box, the Absentee Ballot Box and the Challenged Ballots Ballot Box were also transported back to the Locked Ballot Room of the Monongalia County Courthouse.

The Board of Canvassers recessed at 6:24 p.m. until Tuesday, May 21, 1996 at 8:00 a.m.

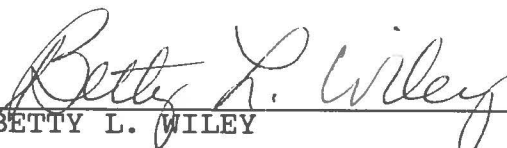
* * * * *

OPTICAL SCANNING EQUIPMENT

TEST CERTIFICATION

3-4A-26

We, the undersigned, do hereby certify that the public test of the program disc to be used in the Primary Election on May 14, 1996 was tested and found to be free from error.



BETTY L. WILEY


FLORENCE L. MEROW


JOHN W. PYLES

COMMISSIONERS OF THE COUNTY
COMMISSION

ATTEST BY:


THELMA J. GIBSON

TITLE:

MONONGALIA COUNTY CLERK

Said Test Certification was done due to the changing of the program board in the Optical Scanner by AIS. Said board was changed due to a discrepancy, regarding thirteen (13) of the seventeen (17) precincts concerning the 14th Senatorial District Race involving Candidates Ed Kerns and Jon Blair Hunter. The original program board printed the correct grand totals for said Candidates, but printed the incorrect Precinct Titles and Numbers on the printout.

* * * * *

BOARD OF CANVASSERS

TUESDAY, MAY 21, 1996

PRESENT: MONONGALIA COUNTY COMMISSION PRESIDENT - Betty L. Wiley
MONONGALIA COUNTY COMMISSION MEMBER - Florence L. Merow
MONONGALIA COUNTY COMMISSION MEMBER - John W. Pyles
ASSISTANT PROSECUTING ATTORNEY - Phillip M. Magro
COUNTY CLERK - Thelma J. Gibson
ATTORNEY FOR THELMA J. GIBSON - Joe Laurita
DEPUTY CLERKS FROM THE COUNTY CLERK'S OFFICE - April
Davies, Renetta Eddy, Sarah Rice, Jodi Maraney, Michele
Kimble, Kim Rose, and Betty Tennant
SECURITY OFFICER - Ronald L. Kelly
TALLY CLERKS - E. LaVonne Young, Linda L. Little, James
A. Biser, Ruth Overfield, Jackie Copeland, Linda
Exline, and Ruby Anderson
CANDIDATES - Hershel R. Mullins
DOMINION POST REPRESENTATIVE - Charles Sell
WDTV - NEWS 5 REPRESENTATIVE - Amit Chitre
OBSERVERS FOR MICHAEL VECCHIO - David Smith, Travis
Smith, and Corey Kauffman
OBSERVERS FOR MARLENE FRICH - Cynthia Frich
OBSERVER FOR EUGENE SELLARO - George Johnson
OBSERVER FOR SANDY HOLEPIT - Edward M. Holepit
OBSERVERS - Mary Jane Kerns, Grace M. Batton, R.
Weaver, Doug French, Eva Jenkins, and E. B. Jenkins

The Board of Canvassers reconvened at 8:05 o'clock a.m., on Tuesday, May 21, 1996, in Room No. 103 of the Monongalia County Courthouse with Monongalia County Clerk Thelma J. Gibson presenting the following letter to the Board of Canvassers:

TO: MONONGALIA COUNTY BOARD OF CANVASSERS

FROM: THELMA J. GIBSON, MONONGALIA COUNTY CLERK

After consultation with Mary Ratliff, the representative from the Secretary of State's Office and an independent personal inquiry on my part, I am concerned that the Law of West Virginia relative to Electronic Voting Systems, contained in West Virginia Code 3-4A-24 has not been followed.

Specifically, there are 392 challenged voters who cast ballots in the May 14th Primary Election.

Under the law that person shall...."be provided with a challenged ballot and ballot envelopes for the insertion of the ballot after voting. There shall (emphasis added) be an inner envelope marked with the precinct number for the challenged ballot. There shall, also, be another envelope for the inner envelope and the challenged voter stub, which envelope shall provide a place for the challenged voter to affix his signature on the seal of such other envelope."

The Office of the Clerk of the County Commission of Monongalia County, and all other counties in the State of West Virginia receives its election supplies from Casto/Harris. Casto did not supply the envelopes, required by law for the challenged voter.

It is now clear that the County Commission of Monongalia County, cannot faithfully do its duty under 3-4A-24, without knowing how each and every one of the 392 challenged voters cast their ballots in each political contest.

The privacy of individual selection in any public election is a sacred freedom, and any tabulation of these individual challenged ballots, without protecting the secrecy of each challenged voter's selection of candidates in the May 14, 1996 Primary Election should not proceed without a legal inquiry, and consequent judicial determination of the validity of the voting procedures.

Every qualified vote must count; however, those votes should be counted in a manner prescribed by law to protect the private individual voter's selection.

Attorney Joe Laurita was present at said Board of Canvassers to represent Ms. Gibson; and to explain the state code involved.

General discussion occurred regarding the proper procedure to be used to protect the private individual voter's selection, whose ballots were determined to be challenged by the Poll Workers of the precincts.

A motion was duly made by Commissioner Pyles, seconded by Commissioner Merow, and unanimously carried, to authorize County Clerk Thelma J. Gibson to inquire with the West Virginia Secretary of State's Office on the legality of proceeding to protect the individual voter's selection, whose ballots were determined to be challenged; and to also obtain information as to how other counties, who did not receive the proper envelopes, proceeded in protecting the secrecy of a voter's selection, which was challenged.

County Clerk Thelma J. Gibson also stated that in the film, which is provided by the West Virginia Secretary of State's Office, that is shown to the Poll Workers, the procedure for Challenged Ballots does not follow State Code.

Precincts 67, 35, and 30 Ballot Boxes were removed from the Locked Ballot Room and transported to Room No. 103 of the Monongalia County Courthouse, to continue the hand tallying process of said precincts. The following individuals were on the hand tallying teams:

TEAM ONE - PRECINCT 35

Commissioner Betty L. Wiley
Tally Clerk Linda Little, Democrat
Tally Clerk E. LaVonne Young, Republican

TEAM TWO - PRECINCT 30

Commissioner Florence L. Merow
Tally Clerk James A. Biser, Democrat
Tally Clerk Ruth Overfield, Republican

TEAM THREE - PRECINCT 67

Commissioner John W. Pyles
Tally Clerk Ruby Anderson, Democrat
Tally Clerk Jackie Copeland, Republican

Precinct 67 Tally Books were counted by the Tally Clerks.

The ballots and the Tally Books from Precinct 67, were placed in the ballot box, locked, and transported to Room No. 123 of the Monongalia County Courthouse, to be tabulated again by the Optical Scanner.

Deputy Clerks Sharon LeMasters and Tonya Rowan were present to run the ballots of Precinct 67 through said Scanner.

The Test Ballots' Ballot Box was removed from the County Clerk's Vault and unlocked by Commissioner Betty L. Wiley, Commissioner Florence L. Merow, Commissioner John W. Pyles, and County Clerk Thelma J. Gibson.

The Optical Scanner was unlocked by the key located in the County Clerk's Vault.

The Program Board for the Optical Scanner was removed from the Test Ballots' Ballot Box and placed into said Scanner.

A Zero Report was run on the Optical Scanner verifying that no votes were present for said candidates.

The test ballots, as supplied by AIS, were removed from the Test Ballots' Ballot Box and ran through the Optical Scanner for verification that said Scanner is working properly. The verification concluded that there are five hundred nine (509) ballots with one (1) damaged ballot, with a total of five hundred ten (510) ballots, which is the correct number of ballots as issued by AIS. There were no discrepancies between the present Scanner Report regarding the test ballots and the AIS report as prepared.

The County Commissioners present signed off on the Zero Report and the Test Ballots Summary Report.

The Test Ballots, the Zero Report, and the Test Ballot Summary Report were placed back into the Test Ballots' Ballot Box, and secured by the four (4) locks.

A Zero Report was again ran on the Optical Scanner verifying that no votes were present for said candidates.

Precinct 67 ballots were run through the Optical Scanner to be tabulated and to generate a Summary Report of said votes.

A comparison of all candidates' votes was done between this generated Summary Report and the Election Night Scanner Report of Precinct 67. The following discrepancies were found: (Possible Absentee Ballot in different ballot box with AIS number for Precinct 67, which would have been read election night.)

DEMOCRATIC RACE

NAME	ELECTION NIGHT PRINTOUT	SCANNER PRINTOUT
Greg G. Sayre	54	53
John W. Pyles	113	112
Joanne M. Taylor	18	17
Edgar "Ed" Cosner	34	33
Carrie Webster	26	25
William E. Reynolds	14	13

NONPARTISAN BOARD OF EDUCATION

NAME	ELECTION NIGHT PRINTOUT	SCANNER PRINTOUT
Nancy A. Walker	83	82
Joseph C. Statler	85	84

The County Commissioners present signed off on the Zero Report and the generated Summary Report for Precinct 67.

The Optical Scanner, with the Program Board located inside, was locked; and the key was kept by Commission President Betty L. Wiley.

The ballots, the Tally Books, and the Summary Report as provided by the Optical Scanner from Precinct 67, were placed back into the ballot box, locked, and transported to Room No. 103 of the Monongalia County Courthouse, to have a comparison done of the manually counted Tally books and the Summary Report of the votes tabulated by the Scanner.

Mary Ratliff of the West Virginia Secretary of State's Office telephoned County Clerk Thelma J. Gibson to discuss the procedure to be used in the protection of the secrecy of a voter's ballot when said ballot was challenged by Poll Workers. The Board of Canvassers was called into Room No. 123, to hear the discussion with Ms. Ratliff, regarding said procedure.

All individuals exited Room 103 of the Monongalia County Courthouse; the room was secured; and Security Officer Ron Kelly was present at the entrance to said Room.

During the discussion with Ms. Ratliff, the Board of Canvassers decided to prepare a procedure for the protection of the secrecy of the voter of a challenged ballot. Said procedure would be faxed to Ms. Ratliff for approval.

Betty Tennant of the County Clerk's Office prepared said procedure at the guidance of the Board of Canvassers.

The following procedure was forwarded to Mary Ratliff of the West Virginia Secretary of State's Office for approval.

The Board of Canvassers requests your approval of the following procedure in handling the challenged ballots for the May 14, 1996 Primary Election as follows:

- 1) Conceal voters name with removable tape both on the front and the back of the challenged ballot envelopes.
- 2) Number all challenged ballot envelopes in the lower left corner consecutively beginning with (001).
- 3) Board of Canvassers will proceed to make the decision as to whether to allow or disallow the ballot on the merit of a valid registration of the voter and/or reason for the challenge as prescribed by West Virginia Code.
- 4) The ballots that are to be counted will forthwith be opened on the narrow top end of the envelope and slide ballot up enough to place envelope number on the corner with a line under the number. (001)
- 5) The open end of the ballot envelope will be inserted in the slot of a locked ballot box for insertion into said locked ballot box.
- 6) The locked ballot box will forthwith be taken to the scanner to be tabulated.
- 7) After the tabulation of the challenged ballots with the scanner, a hand count will be done for Monongalia County Candidates if the vote margin on any candidates tally is less than fifty (50).
- 8) After completion of the above two procedures, each ballot will be placed in a plain envelope marked with the number of the ballot (i.e. 001) and said envelope is immediately sealed.
- 9) The sealed plain envelope will then be placed back in the original challenged ballot envelope with the corresponding number and all challenged ballots sealed according to law.

Mary Ratliff of the West Virginia Secretary of State's Office stated that the following revisions should be made to the proposed procedure for the Challenged Ballots.

- 1) The procedure should clearly state that the ballots from each precinct will be considered separately and a minute record made of the decision on each ballot or group of ballots.
- 2) Step 3, the decision on allowing or disallowing a ballot, must be preformed before the name and signature is covered as described in Step 1.
- 3) Step 7 is reasonable for candidates on the ballot only in Monongalia County, but unnecessary if the vote margin between the candidates throughout the state or district is higher even though the local margin is close.
- 4) The uncounted challenged ballots should remain with the precinct materials throughout the process; the counted challenged ballots should be placed with the proper precinct materials at the completion of the count.

With said revisions made, the final procedure for the Challenged Ballots was forwarded to Mary Ratliff of the West Virginia Secretary of State's Office for final approval.

The Board of Canvassers requests your approval of the following procedure in handling the challenged ballots for the May 14, 1996 Primary Election as follows:

- 1) Ballots from each precinct will be considered separately and a minute record made of the decision on each ballot or group of ballots.
- 2) We understand it is illegal to conceal voters names with removable tape both on the front and the back of the challenged ballot envelopes as we would prefer to do to avoid controversy.
- 3) Number all challenged ballot envelopes in the lower left corner consecutively beginning with (001).
- 4) Board of Canvassers will proceed to make the decision as to whether to allow or disallow the ballot on the merit of a valid registration of the voter and/or reason for the challenge as prescribed by West Virginia Code.
- 5) The ballots that are to be counted will forthwith be opened on the narrow top end of the envelope and slide ballot up enough to place envelope number on the corner with a line under the number. (001)
- 6) The open end of the ballot envelope will be inserted in the slot of a locked ballot box for insertion into said locked ballot box.
- 7) The locked ballot box will forthwith be taken to the scanner to be tabulated.
- 8) After the tabulation of the challenged ballots with the scanner, a hand count will be done for Monongalia County candidates if the vote margin on any candidates tally is less than fifty (50).
- 9) After completion of the above two procedures, each ballot will be placed in a plain envelope marked with the number of the ballot (i.e. 001) and said envelope is immediately sealed.
- 10) The sealed plain envelope will then be placed back in the original challenged ballot envelope with the corresponding number and all challenged ballots sealed according to law.
- 11) The uncounted challenged ballots will remain with the precinct materials throughout the process; the counted challenged ballots will be placed with the proper precinct materials at the completion of the count.

Mary Ratliff of the West Virginia Secretary of State's Office approved the final proposed procedure for the Challenged Ballots by telephone at 2:15 p.m.

The Board of Canvassers returned to Room No. 103 of the Monongalia County Courthouse to proceed with the comparison of the manually counted Tally Books and the Summary Report of the votes tabulated by the Scanner of Precinct 67 and the manual counting of Precincts 35 and 30.

Commissioner Pyles requested that Commissioner Merow not use an uncapped pen, with the point down, during the manual counting of Precinct 30. The request was acknowledged.

The comparison of the manually counted Tally Books and the Summary Report of Precinct 67 revealed several discrepancies.

When there was a discrepancy in the number of votes that a candidate received between the manually counted Tally books and the Summary Report, the votes for said candidate were manually double checked.

At the conclusion of this process, there were eighteen (18) discrepancies between the manually counted Tally Books and the Summary Report as generated by the Optical Scanner. The eighteen (18) discrepancies were the result of voters incorrectly marking their ballots.

DEMOCRATIC RACE

NAME	SCANNER COUNT	MANUAL TALLY COUNT	CORRECT NO. OF VOTES
Bill Clinton	153	154	154
Jay Rockefeller	169	170	170
Alan B. Mollohan	181	182	182
Darrell McGraw	146	147	147
Larry Starcher	110	111	111
John (Winner) Parker	42	43	43
Stephen P. Malcolm	19	20	20
Mike Buchanan	88	89	89
John W. Pyles	112	113	113
Joanne M. Taylor	17	18	18
Alan Wheeler	73	75	75
Barbara Fleischauer	78	79	79
Margaret Martino	9	10	10
Carrie Webster	25	26	26
Stephen L. Cook	112	113	113
James E. Sago	73	74	74

NONPARTISAN BOARD OF EDUCATION

NAME	SCANNER COUNT	MANUAL TALLY COUNT	CORRECT NO. OF VOTES
Nancy A. Walker	82	83	83
Joseph C. Statler	84	85	85

The Tally Books corresponded with the Election Night Scanner Printout of the following Candidates:

DEMOCRATIC RACE

NAME	ELECTION NIGHT PRINTOUT	CORRECT NO. OF VOTES	SCANNER PRINTOUT
John W. Pyles	113	113	112
Joanne M. Taylor	18	18	17
Carrie Webster	26	26	25

NONPARTISAN BOARD OF EDUCATION

NAME	ELECTION NIGHT PRINTOUT	CORRECT NO. OF VOTES	SCANNER PRINTOUT
Nancy A. Walker	83	83	82
Joseph C. Statler	85	85	84

The ballots, the Tally Books, and the Summary Report as provided by the Optical Scanner from Precinct 67 were placed back into the ballot box, and secured.

The ballots from Precinct 35 and Precinct 30, were placed into their designated ballot boxes, locket, and transported to Room No. 123 of the Monongalia County Courthouse, to be tabulated again by the Optical Scanner.

Deputy Clerks Sharon LeMasters and Tonya Rowan were present to run the ballots of Precinct 35 and Precinct 30 through said Scanner.

Commissioner Betty L. Wiley gave the key for the Optical Scanner to Deputy Clerk Tonya Rowan. Said Scanner was unlocked.

A Zero Report was run on the Optical Scanner verifying that no votes were present for said candidates.

The County Commissioners present signed off on the Zero Report.

Precinct 35 ballots were ran through the Optical Scanner to be tabulated and to generate a Summary Report of said votes.

A comparison of all candidates' votes was done between this generated Summary Report and the Election Night Scanner Report of Precinct 35. There were no discrepancies found.

The County Commissioners present signed off on the Zero Report and the generated Summary Report for Precinct 35.

A Zero Report was run on the Optical Scanner verifying that no votes were present for said candidates.

Precinct 30 ballots were run through the Optical Scanner to be tabulated and to generate a Summary Report of said votes.

A comparison of all candidates' votes was done between this generated Summary Report and the Election Night Scanner Report of Precinct 30. There were no discrepancies found.

The County Commissioners present signed off on the Zero Report and the generated Summary Report for Precinct 30.

The Test Ballots' Ballot Box was unlocked by Commissioner Betty L. Wiley, Commissioner Florence L. Merow, and Commissioner John W. Pyles, and County Clerk Thelma J. Gibson.

The Program Board for the Optical Scanner was removed from said machine and placed back into the Test Ballots' Ballot Box. Said Ballot Box was secured by the four (4) locks, and returned to the County Clerk's Vault.

The Optical Scanner was locked; and the key returned to the County Clerk's Vault.

The ballots, and the Summary Report as provided by the Optical Scanner from Precinct 35 and Precinct 30, were placed back into their designated ballot boxes, locked, and transported to room No. 103 of the Monongalia County Courthouse, to have the Tally Books of said Precincts counted.

A motion was duly made by Commissioner Pyles, seconded by Commissioner Merow, and unanimously carried, that the eleven (11) steps of the Challenged Ballot Procedure, as prepared by this

Board of Canvassers and approved by the West Virginia Secretary of State's Office, be adopted for use in the Board of Canvassers of the Primary Election for 1996 regarding the Challenged Ballots.

Prior to the recessing of the Board of Canvassers, the ballots, the Tally Books, and the Summary Reports as provided by the Optical Scanner, from Precincts 35 and 30 were placed back into their designated ballot boxes, locked, and transported back to the Locked Ballot Room of the Monongalia County Courthouse.

Precinct 67 Ballot Box was also transported back to the Locked Ballot Room of the Monongalia County Courthouse.

The Board of Canvassers recessed at 3:05 p.m. until Wednesday, May 22, 1996 at 8:00 a.m.

* * * * *

BOARD OF CANVASSERS

WEDNESDAY, MAY 22, 1996

PRESENT: MONONGALIA COUNTY COMMISSION PRESIDENT - Betty L. Wiley
MONONGALIA COUNTY COMMISSION MEMBER - Florence L. Merow
MONONGALIA COUNTY COMMISSION MEMBER - John W. Pyles
ASSISTANT PROSECUTING ATTORNEY - Phillip M. Magro
COUNTY CLERK - Thelma J. Gibson
ATTORNEY FOR THELMA J. GIBSON - Joe Laurita
DEPUTY CLERKS FROM THE COUNTY CLERK'S OFFICE - April Davies, Renetta Eddy, Sarah Rice, Jodi Maraney, Michele Kimble, and Betty Tennant
SECURITY OFFICER - Ronald L. Kelly
TALLY CLERKS - E. LaVonne Young, James A Biser, Ruth Overfield, Jackie Copeland, Ruby Anderson, Mary Jane Kerns, and Grace Batton
CANDIDATES - Ed Kerns, Jon Blair Hunter, Steve Morris, and Sandy Holepit
DOMINION POST REPRESENTATIVES - Charles Sell
ATTORNEY FOR MICHAEL VEECHIO - D. Ringer
OBSERVERS FOR MICHAEL VECCHIO - David Smith, Travis Smith, and Jamie Manley
OBSERVERS FOR MARLENE FRICH - Cynthia Frich
OBSERVER FOR EUGENE SELLARO - George Johnson
OBSERVER FOR JON BLAIR HUNTER - Joyce Tapper
OBSERVER - Doug French

The Board of Canvassers reconvened at 8:02 o'clock a.m., on Wednesday, May 22, 1996, in Room No. 103 of the Monongalia County Courthouse.

Precincts 35 and 30 Ballot Boxes were removed from the Locked Ballot Room and transported to Room No. 103 of the Monongalia County Courthouse, to finish the counting of the Tally Books of said Precincts; and to compare said Tally Books and the Summary Report of the votes tabulated by the Optical Scanner. Said Summary Report was produced on Tuesday, May 21, 1996.

In Precinct 35, several discrepancies were revealed between the manually counted Tally Books and the Summary Report.

When there was a discrepancy in the number of votes that a candidate received between the manually counted Tally Books and the Summary Report, the votes for said candidate were manually double checked.

At the conclusion of this process, there were two (2) discrepancies between the manually counted Tally Books and the Summary Report as generated by the Optical Scanner. The two (2) discrepancies were the result of voters incorrectly marking their ballots.

DEMOCRATIC RACE

NAME	SCANNER COUNT	MANUAL TALLY COUNT	CORRECT NO. OF VOTES
Glen B. Gainer III	156	158	158
Eugene J. Sellaro	70	71	71

In Precinct 30, no discrepancies were revealed between the manually counted Tally Books and the Summary Report.

The ballots, the Tally Books, and the Summary Report as provided by the Optical Scanner from Precinct 35 and Precinct 30, were placed back into their designated ballot boxes, and secured.

The Resolution Ballots, which were placed in locked ballot boxes at the end of Election Night, May 14, 1996, were removed from the Locked Ballot Room; and transported to Room No. 103 of the Monongalia County Courthouse, to sort said ballots according to precincts.

Canvasser's Oaths were signed by Mary Jane Kerns and Grace Batton and are filed in the County Clerk's Office.

The separation of said Ballots was done according to the AIS (American Information Systems) number located at the bottom of the ballot. The AIS number was then corresponded to the precinct numbers. The Resolution Ballots for Precincts 79A, 67, 35, 48, and 30 were set aside for the purpose of manually counting. The Resolution Ballots for the remaining precincts were placed back into the ballot boxes and secured.

The damaged ballots, which were duplicated by the Resolution Board during the evening of the May 14, 1996 Primary Election, were also placed back into a ballot box and secured.

Precincts 79A, 67, and 48 Ballot Boxes were removed from the Locked Ballot Room and transported to Room No. 103 of the Monongalia County Courthouse. The Tally Books of said Precincts were removed. The Tally Books for Precincts 30 and 35 were also removed from their ballot box, which was already present in Room No. 103. The manual counting process of the Resolution Ballots of said Precincts began. The following individuals were on the hand tallying teams:

TEAM ONE - PRECINCT 30

Commissioner Betty L. Wiley
Tally Clerk Grace Batton, Democrat
Tally Clerk E. LaVonne Young, Republican

TEAM TWO - PRECINCT 79A

Commissioner Florence L. Merow
Tally Clerk James A. Biser, Democrat
Tally Clerk Ruth Overfield, Republican

TEAM THREE - PRECINCT 67

Commissioner John W. Pyles
Tally Clerk Ruby Anderson, Democrat
Tally Clerk Jackie Copeland, Republican

During the manual counting of Precinct 79A, Douglass French, member of the Resolution Board, noted that David Smith, observer for Michael Vecchio, handled a ballot from said Precinct. Mr. Smith held said ballot up to the light to insure that the white labels were used correctly for the covering of overvotes.

After Commissioner Wiley's team completed the manual counting of Resolution Ballots for Precinct 30, the Tally Books were counted by the Tally Clerks.

For the manual counting of the Resolution Ballots for Precinct 35, Commissioner Wiley's team changed, and included the following individuals:

TEAM ONE - PRECINCT 35

Commissioner Betty L. Wiley

Tally Clerk Mary Jane Kerns, Democrat

Tally Clerk E. LaVonne Young, Republican

The Board of Canvassers recessed at 12:20 p.m. until 1:30 p.m.

All individuals exited Room 103 of the Monongalia County Courthouse; the room was secured; and Security Officer Ron Kelly was present at the entrance to said Room.

The Board of Canvassers reconvened at 1:30 p.m. to continue the process of manually counting Precincts 67, 79A, 35, and 48 Resolution Ballots.

After Commissioner Pyles' team completed the manual counting of Resolution Ballots for Precinct 67, the Tally Books were counted by the Tally Clerks.

Commissioner Pyles' team proceeded to manually count Resolution Ballots for Precinct 48.

After the manual counting of Precincts 79A, 35, and 48 Resolution Ballots, the Tally Books were counted by the Tally Clerks.

The Resolution Ballots and Tally Books from Precincts 30, 67, 79A, 35, and 48 were placed into their designated ballot boxes, locked, and transported to Room No. 123 of the Monongalia County Courthouse, to be tabulated again by the Optical Scanner.

Deputy Clerks Sharon LeMasters and Tonya Rowan were present to run the Resolution Ballots of Precincts 30, 67, 79A, 35, and 48 through said Scanner.

The Test Ballots' Ballot Box was removed from the County Clerk's Vault and unlocked by Commissioner Betty L. Wiley, Commissioner Florence L. Merow, Commissioner John W. Pyles, and County Clerk Thelma J. Gibson.

The Optical Scanner was unlocked by the key located in the County Clerk's Vault.

The Program Board for the Optical Scanner was removed from the Test Ballots' Ballot Box and placed into said Scanner.

The Test Ballots' Ballot Box was secured by the four (4) locks.

A Zero Report was run on the Optical Scanner verifying that no votes were present for said candidates.

Precinct 79A Resolution Ballots were run through the Optical Scanner to be tabulated and to generate a Summary Report of said votes.

The County Commissioners present signed off on the Zero Report and the generated Summary Report for Precinct 79A.

The Resolution Ballots, the Tally Books, and the Summary Report as provided by the Optical Scanner from Precinct 79A, were placed back into the ballot box and secured.

A Zero Report was run on the Optical Scanner verifying that no votes were present for said candidates.

Precinct 35 Resolution Ballots were run through the Optical Scanner to be tabulated and to generate a Summary Report of said Votes.

The County Commissioners present signed off on the Zero Report and the generated Summary Report for Precinct 35.

The Resolution Ballots, the Tally Books, and the Summary Report as provided by the Optical Scanner from Precinct 35 were placed back into the ballot box and secured.

A Zero Report was run on the Optical Scanner verifying that no votes were present for said candidates.

Precinct 67 Resolution Ballots were run through the Optical Scanner to be tabulated and to generate a Summary Report of said votes.

The County Commissioners present signed off on the Zero Report and the generated Summary Report for Precinct 67.

The Resolution Ballots, the Tally Books, and the Summary Report as provided by the Optical Scanner from Precinct 67 were placed back into the ballot box and secured.

A Zero Report was run on the Optical Scanner verifying that no votes were present for said candidates.

Precinct 30 Resolution Ballots were run through the Optical Scanner to be tabulated and to generate a Summary Report of said votes.

The County Commissioners present signed off on the Zero Report and the generated Summary Report for Precinct 30.

The Resolution Ballots, the Tally Books, and the Summary Report as provided by the Optical Scanner from Precinct 30 were placed back into the ballot box and secured.

A Zero Report was run on the Optical Scanner verifying that no votes were present for said candidates.

Precinct 48 Resolution Ballots were run through the Optical Scanner to be tabulated and to generate a Summary Report of said votes.

The County Commissioners present signed off on the Zero Report and the generated Summary Report for Precinct 48.

The Optical Scanner, with the Program Board located inside, was locked; and the key was kept by Commission President Betty L. Wiley.

The Resolution Ballots, the Tally Books, and the Summary Report as provided by the Optical Scanner from Precinct 48 were placed back into the ballot box and secured.

Precincts 30, 67, 79A, 35, and 48 Ballot Boxes were transported back to Room 103 of the Monongalia County Courthouse, to have a comparison done of the manually counted Tally Books, regarding the Resolution Ballots, and the Summary Report of the votes tabulated by the Scanner.

In Precinct 35, there were sixteen (16) Resolution Ballots, with several discrepancies between the manually counted Tally Books and the Summary Report.

When there was a discrepancy in the number of votes that a candidate received between the manually counted Tally Books and the Summary Report, the votes for said candidate were manually double checked.

At the conclusion of this process, there were eight (8) discrepancies between the manually counted Tally Books and the Summary Report as generated by the Optical Scanner.

Three (3) discrepancies were the result of voters incorrectly marking their ballots. Those discrepancies are as follows:

DEMOCRATIC RACE

NAME	SCANNER COUNT	MANUAL TALLY COUNT	CORRECT NO. OF VOTES
Danny Staggers	2	3	3
John W. Pyles	7	8	8
Roy J. Denjen	5	6	6

Five (5) discrepancies were the result of the Optical Scanner counting a vote, which should not have been counted. Said vote was covered improperly by a label. Those discrepancies are as follows:

DEMOCRATIC RACE

NAME	SCANNER COUNT	MANUAL TALLY COUNT	CORRECT NO. OF VOTES
Beth Taylor	2	1	1

NONPARTISAN BOARD OF EDUCATION

NAME	SCANNER COUNT	MANUAL TALLY COUNT	CORRECT NO. OF VOTES
Nancy A. Walker	7	4	4
Sharon Weimer	4	3	3
Melanie Johnson	1	0	0
Michael T. Yura	7	5	5

The Resolution Ballots, the Tally Books, and the Summary Report as provided by the Optical Scanner, from Precinct 35, were placed back into the ballot box and secured.

During the process of comparing the manually counted Tally Books, regarding the Resolution Ballots, and the Summary Report of Precinct 79A, it was discovered that Precinct 79A contained ballots from Precinct 81. These ballots were incorrectly placed in the wrong ballot box, when the Board of Canvassers separated the Resolution Ballots. Precinct 79A should have twenty-two (22) Resolution Ballots; and forty-one (41) Resolution Ballots were present. After the mistake was discovered, Precinct 79A with AIS (American Information Systems) Number 056 was separated from Precinct 81, with AIS Number 059; and the correct number of Resolution Ballots from Precinct 79A were manually counted again.

In Precinct 48, there were nineteen (19) Resolution Ballots, with several discrepancies between the manually counted Tally Books and the Summary Report.

When there was a discrepancy in the number of votes that a candidate received between the manually counted Tally Book and the Summary Report, the votes for said candidate were manually double checked.

At the conclusion of this process, there were no discrepancies between the manually counted Tally Books and the Summary Report as generated by the Optical Scanner.

The Resolution Ballots, the Tally Books, and the Summary Report as provided by the Optical Scanner, from Precinct 48, were placed back into the ballot box and secured.

In Precinct 30, there were six (6) Resolution Ballots, with several discrepancies between the manually counted Tally Books and the Summary Report.

When there was a discrepancy in the number of votes that a candidate received between the manually counted Tally Book and the Summary Report, the votes for said candidate were manually double checked.

At the conclusion of this process, there was one (1) discrepancy between the manually counted Tally Books and the Summary Report as generated by the Optical Scanner. The one (1) discrepancy was the result of the Optical Scanner counting a vote, which should not have been counted. Said vote was covered by a label, which was too thin.

REPUBLICAN RACE

NAME	SCANNER COUNT	MANUAL TALLY COUNT	CORRECT NO. OF VOTES
Kris Warner	1	0	0

The Resolution Ballots, the Tally Books, and the Summary Report as provided by the Optical Scanner, from Precinct 30, were placed back into the ballot box and secured.

In Precinct 67, there were thirty-six (36) Resolution Ballots, with several discrepancies between the manually counted Tally Books and the Summary Report.

When there was a discrepancy in the number of votes that a candidate received between the manually counted Tally Book and the Summary Report, the votes for said candidate were manually double checked.

At the conclusion of this process, there were ten (10) discrepancies between the manually counted Tally Books and the Summary Report as generated by the Optical Scanner.

Four (4) discrepancies were the result of voters incorrectly marking their ballots. Those discrepancies are as follows:

DEMOCRATIC RACE

NAME	SCANNER COUNT	MANUAL TALLY COUNT	CORRECT NO. OF VOTES
Joe Manchin, III	6	7	7
John W. Pyles	20	21	21
Ann Dacey	5	6	6
Barbara Fleischauer	12	13	13

Six (6) discrepancies were the result of the Optical Scanner counting a vote, which should not have been counted. Said vote was covered by a label, which kept vote from reading. Those discrepancies were as follows:

DEMOCRATIC RACE

NAME	SCANNER COUNT	MANUAL TALLY COUNT	CORRECT NO. OF VOTES
John R. Frazier	5	4	4
Randy L. Jones	11	10	10
Patricia A. Marsh	3	2	2

NONPARTISAN BOARD OF EDUCATION

NAME	SCANNER COUNT	MANUAL TALLY COUNT	CORRECT NO. OF VOTES
Nancy A. Walker	15	13	13
Sharon Weimer	8	7	7
Michael T. Yura	1	0	0

The Resolution Ballots, the Tally Books, and the Summary Report as provided by the Optical Scanner, from Precinct 67, were placed back into the ballot box and secured.

Due to the discrepancies between the Scanner Count and the Manual Tally Count, as a result of the votes being improperly covered by labels, discussion occurred regarding the possibility of running a ballot, with said labels, through the Optical Scanner for a test to see if said Scanner will or will not read the ballot correctly.

The Ballot Box for Precinct 35 was unlocked and one (1) ballot was removed from said Box to be hand carried by Security Officer Ron Kelly to Room 123 of the Monongalia County Courthouse to be tested. After the removal of said ballot, the ballot box was again secured.

After the completion of the manual counting of Precinct 79A, due to extra ballots from Precinct 81 being found in Precinct 79A, the Tally Books were counted by the Tally Clerks.

The Resolution Ballots and the Tally Books from Precinct 79A were placed into the ballot box, locked, and transported to Room No. 123 of the Monongalia County Courthouse, to be tabulated again by the Optical Scanner.

Deputy Clerk Tonya Rowan was present to run the Resolution Ballots of Precinct 79A through said Scanner.

Commissioner Betty L. Wiley gave the key for the Optical Scanner to Deputy Clerk Tonya Rowan. Said Scanner was unlocked. Due to the Program Board being left in said Scanner, earlier in the day, the machine was ready to be used upon unlocking.

A Zero Report was ran on the Optical Scanner verifying that no votes were present for said candidates.

The ballot from Precinct 35, which was hand carried by Security Officer Ron Kelly, was run through the Optical Scanner to be tabulated and to generate a Summary Report of said votes.

The Optical Scanner read said ballot correctly.

A Zero Report was run on the Optical Scanner verifying that no votes were present for said candidates.

A ballot from Precinct 79A, with labels, was run through the Optical Scanner to be tabulated and to generate a Summary Report of said votes.

The Optical Scanner counted the vote for Michael T. Yura, which was not to be counted, due to the label, placed on said vote by the Resolution Board, being too thin.

A Zero Report was run on the Optical Scanner verifying that no votes were present for said candidates.

Precinct 79A Resolution Ballots were run through the Optical Scanner to be tabulated and to generate a Summary Report of said votes.

The County Commissioners present signed off on the Zero Report and the generated Summary Report for Precinct 79A.

The Test Ballots' Ballot Box was unlocked by Commissioner Betty L. Wiley, Commissioner Florence L. Merow, Commissioner John W. Pyles, and County Clerk Thelma J. Gibson.

The Program Board for the Optical Scanner was removed from said machine and placed back into the Test Ballots' Ballot Box. Said Ballot Box was secured by the four (4) locks, and returned to the County Clerk's Vault.

The ballot from Precinct 35 was hand carried by Security Officer Ron Kelly back to Room No. 103 of the Monongalia County Courthouse. Precinct 35 Ballot Box was unlocked; and said ballot was placed back into said Ballot Box.

The Resolution Ballots, the Tally Books, and the Summary Report as provided by the Optical Scanner from Precinct 79A, were placed back into the ballot box and transported back to Room No. 103 of the Monongalia County Courthouse, to have a comparison done of the manually counted Tally Books, regarding the Resolution Ballots, and the Summary Report of the votes tabulated by the Scanner.

At the conclusion of this process, there were two (2) discrepancies between the manually counted Tally Books and the Summary Report as generated by the Optical Scanner. The two (2) discrepancies were the result of the Optical Scanner counting two (2) votes, which should have not been counted. Said votes were covered by labels, which were too thin.

DEMOCRATIC RACE

NAME	SCANNER COUNT	MANUAL TALLY COUNT	CORRECT NO. OF VOTES
Larry A. Lynch	1	0	0

NONPARTISAN BOARD OF EDUCATION

NAME	SCANNER COUNT	MANUAL TALLY COUNT	CORRECT NO. OF VOTES
Michael T. Yura	5	4	4

The Resolution Ballots, the Tally Books, and the Summary Report as provided by the Optical Scanner, from Precinct 79A were placed back into the ballot box and secured.

Prior to the recessing of the Board of Canvassers, the ballot boxes containing the Resolution Ballots, and ballot boxes for Precincts 30, 67, 79A, 35, and 48, were transported back to the Locked Ballot Room of the Monongalia County Courthouse.

The Board of Canvassers recessed at 4:29 p.m. until Thursday, May 23, 1996 at 1:00 p.m.

* * * * *

BOARD OF CANVASSERS

THURSDAY, MAY 23, 1996

PRESENT: MONONGALIA COUNTY COMMISSION PRESIDENT - Betty L. Wiley
MONONGALIA COUNTY COMMISSION MEMBER - Florence L. Merow
MONONGALIA COUNTY COMMISSION MEMBER - John W. Pyles
ASSISTANT PROSECUTING ATTORNEY - Phillip M. Magro
COUNTY CLERK - Thelma J. Gibson
DEPUTY CLERKS FROM THE COUNTY CLERK'S OFFICE - April
Davies, Renetta Eddy, Sarah Rice, Jodi Maraney, Kim
Rose, and Betty Tennant
SECURITY OFFICER - Ronald L. Kelly
TALLY CLERKS - E. LaVonne Young, James A Biser,
Jackie Copeland, Ruby Anderson, Mary Jane Kerns,
Grace Batton, and Joan Gibson
DOMINION POST REPRESENTATIVE - Kevin Smith
ATTORNEY FOR JOHN W. PYLES - David Solomon
ATTORNEY FOR MICHAEL VEECHIO - D. Ringer
OBSERVERS FOR MICHAEL VECCHIO - David Smith, and
Travis Smith
OBSERVERS FOR MARLENE FRICH - Cynthia Frich
OBSERVER FOR EUGENE SELLARO - George Johnson
OBSERVER FOR FRANK SALUCCI - Frank N. Salucci, Sr.
OBSERVERS - Rick Raspa, and Phil Gaujot

The Board of Canvassers reconvened at 1:01 o'clock P.M. on Thursday, May 23, 1996 in Room No. 103 and proceeded to affix oval labels on over votes on the resolution ballots from Precinct 35. When said ballots were completed in readiness for the scanner, the canvassing board proceeded to Room 123 with ballots secured in a ballot box with double locks. At 1:50 P.M., the scanners were set to zero and ballot tabulation was completed. Machines were locked at 2:03 o'clock P.M. and participants returned to Room 103 to compare the hand tally with the scanner tally.

At 2:49 o'clock P.M. all resolution ballots were brought to the canvassers; and teams of a Democrat and a Republican proceeded to replace the white square stickers from election night with the oval stickers on over votes as directed by Betty Wiley, President Monongalia County Commission. Precinct No. 61 and Precinct No. 48 each had a resolution ballot that had to be remade because of being damaged during the scanner tabulation.

The Board of Canvassers recessed at 5:35 o'clock P.M. to reconvene on Friday, May 24, 1996 in Room 103 at 8:00 o'clock A.M.

* * * * *

BOARD OF CANVASSERS

FRIDAY, MAY 24, 1996

PRESENT: MONONGALIA COUNTY COMMISSION PRESIDENT - Betty L. Wiley
MONONGALIA COUNTY COMMISSION MEMBER - Florence L. Merow
MONONGALIA COUNTY COMMISSION MEMBER - John W. Pyles
COUNTY CLERK - Thelma J. Gibson
DEPUTY CLERKS FROM THE COUNTY CLERK'S OFFICE - April
Davies, Renetta Eddy, Sarah Rice, Jodi Maraney, Kim
Rose, Betty Tennant, Tim Kyle, and Marvin Drvar
SECURITY OFFICER - Ronald L. Kelly
CANDIDATES - Ed Kerns, and Steve Morris
DOMINION POST REPRESENTATIVE - Charles Sell
WBOY REPRESENTATIVE - Eric Minor
OBSERVERS FOR MICHAEL VECCHIO - Marvin Carter, and
Jamie Manley
OBSERVERS FOR MARLENE FRICH - Cynthia Frich
OBSERVER FOR EUGENE SELLARO - George Johnson
OBSERVERS - James A. Biser, Mary Jane Kerns, Grace
Batton, Josephine Joseph, and Doug French

The Board of Canvassers reconvened at 8:07 o'clock A.M. on Friday, May 24, 1996 in Room No. 103 and proceeded to prepare the Certificate of Results of the hand count on the five (5) hand counted precincts.

At 10:17 o'clock A.M. Thelma J. Gibson, County Clerk, presented the canvassing board with three (3) ballots - (two (2) Republican and one (1) Democrat that had the top torn off by the poll workers at the precincts and were not resolved by the Resolution Board on election night. The ballots will have to be remade as prescribed by West Virginia code, as well as the two (2) that are to be remade that were damaged in the scanner tally (one (1) from Precinct 48 and one (1) from Precinct 61) previously discussed on Thursday.

At 10:17 o'clock A.M. a motion was made by Florence L. Merow, duly seconded by John W. Pyles and unanimously carried to enter an order to remake the following five (5) ballots: one (1) ballot from Precinct 48, one (1) ballot from Precinct 61 (both were damaged during tabulation) and three (3) ballots (two (2) Republican ballots and one (1) Democrat ballot) from Precinct 61 that poll workers removed the wrong end of the ballot prior to inserting into the ballot box on election day.

Forthwith duplicate ballots were made and numbered as follows:

Ballot Stub No.	Duplicate Ballot No.
9655	2001
9656	2002
9657	2003
09889	2004
19124	2005

At 10:40 o'clock A.M. the above listed ballots were tabulated on the scanner and secured in the vault at 10:55 o'clock A.M.

At 11:25 o'clock A.M. an absentee ballot with an incomplete postmark was delivered to the Canvassing Board by a Deputy Circuit Clerk along with the record of ballots mailed and not returned, absentee ballots cast in each precinct and in person by Democrat, Republican, and Independent.

The Canvassing Board proceeded with the comparison of poll tickets and statement of ballots used.

The Board of Canvassers recessed at 1:00 o'clock P.M. to reconvene at 2:00 o'clock P.M. in Room 103 this same date.

The Board of Canvassers reconvened at 2:00 o'clock P.M. and continued with the comparison of poll tickets and statement of ballots used. Forty-three (43) precincts were completed before recessing for the day.

The Board of Canvassers recessed at 4:00 o'clock P.M. to reconvene on Tuesday, May 28, 1996 in Room 103 at 9:00 o'clock A.M.

* * * * *

BOARD OF CANVASSERS

TUESDAY, MAY 28, 1996

PRESENT: MONONGALIA COUNTY COMMISSION PRESIDENT - Betty L. Wiley
MONONGALIA COUNTY COMMISSION MEMBER - Florence L. Merow
MONONGALIA COUNTY COMMISSION MEMBER - John W. Pyles
ASSISTANT PROSECUTING ATTORNEY - Phillip M. Magro
COUNTY CLERK - Thelma J. Gibson
DEPUTY CLERKS FROM THE COUNTY CLERK'S OFFICE - April Davies, Renetta Eddy, Sarah Rice, Jodi Maraney, Kim Rose, and Betty Tennant
SECURITY OFFICER - Ronald L. Kelly
TALLY CLERKS - James A Biser, Jackie Copeland, Ruby Anderson, Mary Jane Kerns, and Grace Batton
CANDIDATE - Jon Blair Hunter
DOMINION POST REPRESENTATIVE - Charles Sell
WBOY REPRESENTATIVE - Stacy Kennell
ATTORNEY FOR MICHAEL VECCHIO - D. Ringer
OBSERVERS FOR MICHAEL VECCHIO - Kris Warner and Jamie Manley
OBSERVER FOR EUGENE SELLARO - George Johnson
OBSERVERS - Doug French, Bill Perry, and R. L. Clay

The Board of Canvassers reconvened at 9:05 o'clock A.M. on Tuesday, May 28, 1996 in Room No. 103 and proceeded to continue with the comparison of poll tickets and statement of ballots used. All precincts were completed prior to recessing.

The Board of Canvassers recessed at 12:30 o'clock P.M. to reconvene at at 1:30 o'clock P.M. in Room 103 this same date.

The Board of Canvassers reconvened at 1:39 o'clock P.M. Thelma J. Gibson, County Clerk advised the Board of Canvassers that she had been advised by Bill Herrington in the Secretary of State's Office that there is a one per cent (1%) difference allowed per race.

The hand count of Precinct 30 needs to be rechecked.

A motion was made by John Pyles; seconded by Florence Merow and unanimously carried to reconvene on Wednesday, May 29th at 9:00 o'clock A.M.

The Board of Canvassers recessed at 5:37 o'clock P.M. on Tuesday, May 28th to reconvene at 9:00 o'clock A.M. on May 29, 1996 in Room No. 103 to proceed with the completion of the hand count of Precinct 79A.

* * * * *

BOARD OF CANVASSERS

WEDNESDAY MAY 29, 1996

PRESENT: MONONGALIA COUNTY COMMISSION PRESIDENT - Betty L. Wiley
MONONGALIA COUNTY COMMISSION MEMBER - Florence L. Merow
MONONGALIA COUNTY COMMISSION MEMBER - John W. Pyles
ASSISTANT PROSECUTING ATTORNEY - Phillip M. Magro
COUNTY CLERK - Thelma J. Gibson
DEPUTY CLERKS FROM THE COUNTY CLERK'S OFFICE - April
Davies, Renetta Eddy, Sarah Rice, Jodi Maraney, Kim
Rose, and Betty Tennant
SECURITY OFFICER - Ronald L. Kelly
TALLY CLERKS - James A Biser, Jackie Copeland, Ruby
Anderson, Mary Jane Kerns, and Grace Batton
CANDIDATES - Bob Hart, Steve Morris, Alan Lindamood,
Ed Kerns, Jon Blair Hunter, and Eugene Claypole
DOMINION POST REPRESENTATIVES - Charles Sell and Evelyn
Ryan
WDTV REPRESENTATIVE - Amit Chitre
OBSERVER FOR JOHN W. PYLES - David Solomon
OBSERVERS FOR MICHAEL VECCHIO - Kris Warner, and Jamie
Manley
OBSERVER FOR EUGENE SELLARO - George Johnson
OBSERVERS - Rick Raspa, Doug French, and Roger Dalton

The Board of Canvassers reconvened at 9:06 o'clock A.M. on Wednesday, May 29, 1996 in Room No. 103 and proceeded to review the eighteen (18) absentee ballots. Three (3) absentee ballots were questioned as to being allowed. One (1) absentee ballot in Precinct 35 and Precinct 92 had no affidavit of assistance; therefore, Phillip Magro ruled that they must be disallowed. One (1) absentee ballot from Precinct No. 4 was received in the Circuit Clerk's Office on May 23, 1996 with an Ireland postmark that was unclear.

The Board of Canvassers proceeded to number the allowed absentee ballot envelopes and enter the number on the inner envelope and slide the ballot up just enough to enter same number on the ballot so as to be able to return ballots to envelope after tabulations.

A motion was made by John Pyles; seconded by Betty Wiley and unanimously carried to accept fifteen (15) absentee ballots for tabulation that were delivered to the Circuit Clerk's Office too late to be delivered to the polling place on election. The Board of Canvassers unanimously agreed that the absentee ballots will be tabulated separate from the challenged ballots. At John Pyles request, Mr. Dalton, postmaster was called to come to the courthouse to review the Ireland postmark in question. At 10:10 o'clock A.M., Mr. Roger Dalton arrived and reviewed the questionable postmark and advised the canvassing board that foreign countries postmark date is day-month-year. The 9th was clear followed by an unclear month number. Mr. Dalton assumed the date would be May 9th. Motion by John Pyles; seconded by Florence Merow and unanimously carried to allow the counting of said ballot. Therefore, the total allowed absentee ballots were sixteen (16).

Forthwith, a motion was made by John Pyles; seconded by Florence Merow and unanimously carried to separate the absentee ballots by precinct numbers; thereafter the Canvassing Board proceeded to separate the ballot stubs from the ballots to prepare them for tabulation. The ballots were tabulated by the optical scanner and reports printed.

At 10:40 o'clock A.M., the Board of Canvassers proceeded to review challenged ballots for allowing or disallowing as permitted by law.

Precinct No. 1 - Nine (9) challenged ballots - Motion by John Pyles; seconded by Florence Merow and unanimously carried to allow one (1) ballot and disallow eight (8) ballots for the following reasons: four (4) voters voted in the wrong precinct; three (3) voters were not registered; and one (1) voter voted a Democrat ballot and was registered Republican. (The wrong ballot was sent to the voter from the Circuit Clerk's Office.)

Precinct No. 2 - Eight (8) challenged ballots - Motion by John Pyles; seconded by Florence Merow and unanimously carried to allow two (2) ballots and disallow six (6) ballots for the following reasons: four (4) voters voted in the wrong precinct; and two (2) voters were not registered.

Precinct No. 3 - Seven (7) challenged ballots - Motion by John Pyles; seconded by Florence Merow and unanimously carried to allow five (5) ballots and disallow two (2) ballots for the following reasons: one (1) voter voted in the wrong precinct; and one (1) voter was not registered.

Precinct No. 4 - One (1) challenged ballot - Motion by John Pyles; seconded by Florence Merow and unanimously carried to disallow the ballot because the voter voted in the wrong precinct.

Precinct No. 5 - Nine (9) challenged ballots - Motion by John Pyles; seconded by Florence Merow and unanimously carried to allow eight (8) ballots and disallow one (1) ballot because the voter voted in the wrong precinct.

Precinct No. 6 - Three (3) challenged ballots - Motion by John Pyles; seconded by Florence Merow and unanimously carried to allow one (1) ballot and disallow two (2) ballots for the following reasons: one (1) voter voted in the wrong precinct and one (1) voter was not registered.

Precinct No. 9 - Five (5) challenged ballots - Motion by John Pyles; seconded by Florence Merow and unanimously carried to allow one (1) ballot and disallow four (4) ballots for the following reasons: one (1) ballot had no voter's signature on the envelope; one (1) voter voted in the wrong precinct; one (1) voter did not show identification according to law; and one (1) voter voted a Democrat Ballot and was registered Republican.

Precinct No. 12 - Three (3) challenged ballots - Motion by John Pyles; seconded by Florence Merow and unanimously carried to allow two (2) ballots and disallow one (1) ballot because the voter voted in the wrong precinct.

Precinct No. 13 - Three (3) challenged ballots - Motion by John Pyles; seconded by Florence Merow and unanimously carried to allow the three (3) ballots.

The Board of Canvassers recessed at 12:03 o'clock P.M. to reconvene at 1:15 o'clock P.M. this same date.

The Board of Canvassers reconvened at 1:18 o'clock P.M. to proceed with the canvas.

Motion by John Pyles; seconded by Betty Wiley and unanimously carried to tabulate the absentee ballots. At 1:20 o'clock P.M. the absentee ballots were taken to Room 123 for tabulation by the optical scanner. The optical scanner printed a zero report prior to tabulation of the sixteen (16) absentee ballots. Following the tabulation at 1:28 o'clock P.M., the ballots were sealed in an envelope and signed according to law across the seal. The tally report was given to Betty Wiley, the scanner board locked again and the canvassing board members returned to Room 103 at 1:40 o'clock P.M. to continue with the review of the challenged ballots.

Precinct No. 14 - Two (2) challenged ballots - Motion by John Pyles; seconded by Florence Merow and unanimously carried to allow one (1) ballot and disallow one (1) ballot because the voter was not registered.

Precinct No. 15 - Five (5) challenged ballots - Motion by John Pyles; seconded by Florence Merow and unanimously carried to allow four (4) ballots and disallow one (1) ballot because the voter was not registered.

Precinct No. 16 - Three (3) challenged ballots - Motion by John Pyles; seconded by Florence Merow and unanimously carried to allow one (1) ballot and disallow two (2) ballots for the following reasons: one (1) voter was not registered; and one (1) voter voted in the wrong precinct. At the request of Kris Warner, the ballot of William Conner was reviewed again. The ballot was voted in Precinct No. 16 and the voter was registered in Precinct No. 17 as well as voting a Democrat ballot and being registered Independent.

Precinct No. 17 - Eight (8) challenged ballots - Motion by John Pyles; seconded by Florence Merow and unanimously carried to disallow eight (8) ballots for the following reasons: two (2) voters were not registered; and six (6) voters voted in the wrong precinct.

Precinct No. 18 - Five (5) challenged ballots - Motion by John Pyles; seconded by Florence Merow and unanimously carried to allow two (2) ballots and disallow three (3) ballots for the following reasons: one (1) voter was not registered and two (2) voters did not show identification according to law.

Precinct No. 20 - Two (2) challenged ballots - Motion by John Pyles; seconded by Florence Merow and unanimously carried to allow one (1) ballot and disallow one (1) ballot because the voter voted in the wrong precinct.

Precinct No. 21 - Three (3) challenged ballots - Motion by John Pyles; seconded by Florence Merow and unanimously carried to allow two (2) ballots and disallow one (1) ballot because the voter voted in the wrong precinct.

Precinct No. 22 - Four (4) challenged ballots - Motion by John Pyles; seconded by Betty Wiley and unanimously carried to allow two (2) ballots and disallow two (2) ballots.

Precinct No. 23 - Two (2) challenged ballots - Motion by John Pyles; seconded by Florence Merow to allow the two (2) ballots.

Precinct No. 24 - Ten (10) challenged ballots - Motion by John Pyles; seconded by Florence Merow and unanimously carried to allow nine (9) ballots and disallow one (1) ballot because no identification was shown according to law.

Precinct No. 10 - Eight (8) challenged ballots - Motion by John Pyles; seconded by Florence Merow and unanimously carried to allow one (1) ballot and disallow seven (7) ballots for the following reasons: one (1) voter voted in the wrong precinct and voted wrong party ballot; one (1) voter was not registered; and five (5) voters voted in the wrong precinct.

Precinct No. 25 - One (1) challenged ballot - Motion by John Pyles; seconded by Florence Merow and unanimously carried to disallow one (1) ballot because the voter voted a Democrat ballot and was registered Republican.

Precinct No. 26 - Four (4) challenged ballots - Motion by John Pyles; seconded by Florence Merow and unanimously carried to allow four (4) ballots.

Precinct No. 7 - Three (3) challenged ballots - Motion by John Pyles; seconded by Florence Merow and unanimously carried to allow two (2) ballots and disallow one (1) ballot because the voter voted a Democrat ballot and was registered No Party.

Precinct No. 8 - Seven (7) challenged ballots - Motion by John Pyles; seconded by Florence Merow and unanimously carried to allow four (4) ballots and disallow three (3) ballots for the following reasons: one (1) voter was not registered; and two (2) voters voted in the wrong precinct.

Precinct No. 27 - Two (2) challenged ballots - Motion by John Pyles; seconded by Florence Merow and unanimously carried to disallow two (2) ballots for the following reasons: one (1) voter was not registered; and one (1) voter voted in the wrong precinct.

The Board of Canvassers recessed for a ten (10) minute break at 3:00 o'clock P.M. and reconvened at 3:18 o'clock P.M. to continue with the review of the the challenged ballots.

Precinct No. 28 - One (1) challenged ballot - Motion by John Pyles; seconded by Florence Merow and unanimously carried to allow the ballot.

Precinct No. 29 - Two (2) challenged ballots - Motion by John Pyles; seconded by Florence Merow and unanimously carried to allow one (1) ballot and disallow one (1) ballot because the voter voted in the wrong precinct.

Precinct No. 30 - Three (3) challenged ballots - Motion by John Pyles; seconded by Florence Merow and unanimously carried to allow the three (3) ballots.

Precinct No. 31 - Seven (7) challenged ballots - Motion by John Pyles; seconded by Florence Merow and unanimously carried to allow four (4) ballots and disallow three (3) ballots because the voters were not registered.

Precinct No. 32 - Seven (7) challenged ballots - Motion by John Pyles; seconded by Florence Merow and unanimously carried to allow five (5) ballots and disallow two (2) ballots because the voters were not registered.

Precinct No. 33 - Seven (7) challenged ballots - Motion by Betty Wiley; seconded by John Pyles and unanimously carried to allow four (4) ballots and disallow three (3) ballots for the following reasons: one (1) voter was a Preston County resident; one (1) voter was not registered; and one (1) voter was registered in the wrong precinct.

Precinct No. 34 - One (1) challenged ballot - Motion by John Pyles; seconded by Florence Merow and unanimously carried to allow the ballot.

Precinct No. 35 - Seven (7) challenged ballots - Motion by John Pyles; seconded by Florence Merow and unanimously carried to allow six (6) ballots and disallow one (1) ballot because the voter was not registered.

Precinct No. 36 - Three (3) challenged ballots - Motion by John Pyles; seconded by Florence Merow and unanimously carried to allow one (1) ballot and to disallow two (2) ballots because the voters voted in the wrong precinct.

Precinct No. 37 - Two (2) challenged ballots - Motion by John Pyles; seconded by Florence Merow and unanimously carried to allow the two (2) ballots.

Precinct No. 38 - Eleven (11) challenged ballots - Motion by John Pyles; seconded by Florence Merow and unanimously carried to allow four (4) ballots and disallow seven (7) ballots for the following reasons: four (4) voters voted in the wrong precinct; two (2) voters were not registered; and one (1) voter had moved out of the county.

Precinct No. 39 - Eight (8) challenged ballots - Motion by John Pyles; seconded by Florence Merow and unanimously carried to allow two (2) ballots and disallow six (6) ballots for the following reasons: one (1) envelope was empty; one (1) voter voted a Democrat ballot and was registered Republican; three (3) voters voted in the wrong precinct; and one (1) voter was not registered.

Precinct No. 40 - Three (3) challenged ballots - Motion by John Pyles; seconded by Florence Merow and unanimously carried to disallow three (3) ballots for the following reasons: two (2) voters voted in the wrong precinct; and one (1) absentee voter voted in person on election day.

Precinct No. 42 - Two (2) challenged ballots - Motion by John Pyles; seconded by Florence Merow and unanimously carried to disallow two (2) ballots for the following reason: one (1) voter voted in the wrong precinct; and one (1) voter was not registered.

Precinct No. 44 - Eight (8) challenged ballots - Motion by John Pyles; seconded by Florence Merow and unanimously carried to allow six (6) ballots and disallow two (2) ballots for the following reasons: one (1) ballot was placed in the ballot box and should have been placed in the envelope rather than the poll slip stub; and one (1) voter voted in the wrong precinct.

Precinct No. 46 - Two (2) challenged ballots - Motion by John Pyles; seconded by Florence Merow and unanimously carried to allow one (1) ballot and disallow one (1) ballot because the voter voted in the wrong precinct.

Precinct No. 47 - Six (6) challenged ballots - Motion by John Pyles; seconded by Florence Merow and unanimously carried to allow three (3) ballots and disallow three (3) ballots for the following reasons: one (1) voter voted a Democrat ballot and registered Independent; one (1) voter was not registered; and one (1) voter voted in the wrong precinct.

Precinct No. 48 - Three (3) challenged ballots - Motion by John Pyles; seconded by Florence Merow and unanimously carried to allow two (2) ballots and to disallow one (1) ballot because the voter voted in the wrong precinct.

Precinct No. 52 - Three (3) challenged ballots - Motion by John Pyles; seconded by Florence Merow and unanimously carried to allow the three (3) ballots.

Precinct No. 53 - One (1) challenged ballot - Motion by John Pyles; seconded by Florence Merow and unanimously carried to allow the one (1) ballot.

Precinct No. 54 - Three (3) challenged ballots - Motion by John Pyles; seconded by Florence Merow and unanimously carried to allow the three (3) ballots.

Precinct No. 55 - One (1) challenged ballot - Motion by John Pyles; seconded by Florence Merow and unanimously carried to allow the one (1) ballot.

Precinct No. 56 - One (1) challenged ballot - Motion by John Pyles; seconded by Florence Merow and unanimously carried to allow the one (1) ballot.

Precinct No. 58 - One (1) challenged ballot - Motion by John Pyles; seconded by Florence Merow and unanimously carried to allow the one (1) ballot.

Precinct No. 59 - Four (4) challenged ballots - Motion by John Pyles; seconded by Florence Merow and unanimously carried to allow the four (4) ballots.

Precinct No. 60 - Four (4) challenged ballots - Motion by John Pyles; seconded by Florence Merow and unanimously carried to allow one (1) ballot and disallow three (3) ballots for the following reasons: one (1) voter voted in the wrong precinct; and two (2) voters were not registered.

Precinct No. 61 - Seven (7) challenged ballots - Motion by John Pyles; seconded by Florence Merow and unanimously carried to allow three (3) ballots and disallow four (4) ballots for the following reasons: three (3) voters were not registered; and one (1) voter voted in the wrong precinct.

Precinct No. 62 - Five (5) challenged ballots - Motion by John Pyles; seconded by Florence Merow and unanimously carried to allow two (2) ballots and disallow three (3) ballots for the following reasons: one (1) voter voted a Democrat Ballot and was registered Republican; one (1) voter voted in the wrong precinct; and one (1) voter was not registered.

A motion was made by Florence Merow; seconded by Betty Wiley and unanimously carried to recess at 5:18 o'clock P.M. to reconvene at 1:00 o'clock P.M. in Room No. 103 on Thursday, May 30, 1996.

* * * * *

BOARD OF CANVASSERS

THURSDAY, MAY 30, 1996

PRESENT: MONONGALIA COUNTY COMMISSION PRESIDENT - Betty L. Wiley
MONONGALIA COUNTY COMMISSION MEMBER - Florence L. Merow
MONONGALIA COUNTY COMMISSION MEMBER - John W. Pyles
ASSISTANT PROSECUTING ATTORNEY - Phillip M. Magro
COUNTY CLERK - Thelma J. Gibson
DEPUTY CLERKS FROM THE COUNTY CLERK'S OFFICE - April Davies, Renetta Eddy, Sarah Rice, Jodi Maraney, Kim Rose, and Betty Tennant
SECURITY OFFICER - Ronald L. Kelly
TALLY CLERKS - James A Biser, Jackie Copeland, Ruby Anderson, Mary Jane Kerns, and Grace Batton
CANDIDATES - Jon Blair Hunter, and Marcia Ashdown
DOMINION POST REPRESENTATIVES - Charles Sell and Evelyn Ryan
WDTV REPRESENTATIVES - Amit Chitre, and Eric Minor
WAJR REPRESENTATIVE - Jeff Jenkins
OBSERVER FOR JOHN W. PYLES - David Solomon
OBSERVERS FOR MICHAEL VECCHIO - Kris Warner, Marvin Carter, and Keith Olson
OBSERVER FOR EUGENE SELLARO - George Johnson
OBSERVER FOR MARLENE FRICH - Cynthia Frich
OBSERVERS - Peter Christoff, Doug French, William Perry, and Rick Raspa

The Board of Canvassers reconvened at 1:10 o'clock P.M. on Thursday, May 30, 1996 to proceed in Room No. 103 with the review of the challenged ballots.

A motion was made by Florence Merow; seconded by John Pyles and unanimously carried to enter an order that five percent (5%) of the precincts were hand counted and found to be within the one percent (1%) allowed by law.

A motion was made by John Pyles; seconded by Betty Wiley and unanimously carried to restrict telephone calls to office business since there is only one (1) incoming line and any other telephone calls are to be made on the pay telephone in the hallway.

Precinct No. 63 - Three (3) challenged ballots - Motion by John Pyles; seconded by Florence Merow and unanimously carried to allow one (1) ballot and disallow two (2) ballots because the voters voted in the wrong precinct.

Precinct No. 64 - One (1) challenged ballot - Motion by John Pyles; seconded by Florence Merow and unanimously carried to allow the one (1) challenged ballot.

Precinct No. 67 - Thirteen (13) challenged ballots - Motion by John Pyles; seconded by Betty Wiley and unanimously carried to allow five (5) ballots and disallow eight (8) ballots for the following reasons: four (4) voters were not registered; and four (4) voters voted in the wrong precinct.

Precinct No. 68 - Four (4) challenged ballots - Motion by John Pyles; seconded by Betty Wiley and unanimously carried to allow one (1) ballot and disallow three (3) ballots for the following reasons: two (2) voters did not show identification according to law; and one (1) voter was not registered.

Precinct No. 69 - Four (4) challenged ballots - Motion by John Pyles; seconded by Florence Merow and unanimously carried to allow two (2) ballots and disallow two (2) ballots because the voters voted in the wrong precinct.

At 1:55 o'clock P.M., two (2) challenged ballots from Precinct No. 1 were found by Thelma J. Gibson, County Clerk in a box where envelopes were placed when the challenged ballots were removed on an earlier date. The ballots were added to the original challenged ballots and is reflected in the above listed totals of challenged ballots for Precinct No. 1.

Precinct No. 70 - Seven (7) challenged ballots - Motion by John Pyles; seconded by Florence Merow and unanimously carried to allow two (2) ballots and disallow five (5) ballots for the following reasons: three (3) voters were not registered; one (1) voter voted in the wrong precinct; and one (1) voter voted a Democrat ballot and was registered Independent.

Precinct No. 71 - Eleven (11) challenged ballots - Motion by John Pyles; seconded by Florence Merow and unanimously carried to allow seven (7) ballots and disallow four (4) ballots because the voters voted in the wrong precinct.

Precinct No. 72 - Five (5) challenged ballots - Motion by John Pyles; seconded by Betty Wiley and unanimously carried to allow one (1) ballot and disallow four (4) ballots because the voters voted in the wrong precinct.

Precinct No. 73 - Six (6) challenged ballots - Motion by John Pyles; seconded by Florence Merow and unanimously carried to allow three (3) ballots and disallow three (3) for the following reasons: one (1) voter was not registered; and two (2) voters voted in the wrong precinct.

Precinct No. 74 - Seven (7) challenged ballots - Motion by John Pyles; seconded by Florence Merow and unanimously carried to allow four (4) ballots and disallow three (3) ballots because the voters voted in the wrong precinct.

Precinct No. 75 - Four (4) challenged ballots - Motion by John Pyles; seconded by Florence Merow and unanimously carried to allow two (2) ballots and disallow two (2) ballots because the voters were not registered.

Precinct No. 76 - Five (5) challenged ballots - Motion by John Pyles; seconded by Florence Merow and unanimously carried to allow three (3) ballots and disallow two (2) ballots because the voters voted in the wrong precinct.

Precinct No. 77A - One (1) challenged ballot - Motion by John Pyles; seconded by Florence Merow and unanimously carried to allow the one (1) ballot.

Precinct No. 77B - Two (2) challenged ballots - Motion by John Pyles; seconded by Florence Merow and unanimously carried to the disallow two (2) ballots because the voters voted in the wrong precinct.

Precinct No. 78 - Twelve (12) challenged ballots - Motion by John Pyles; seconded by Florence Merow and unanimously carried to allow five (5) ballots and disallow seven (7) ballots for the following reasons: two (2) voters were not registered; and five (5) voters voted in the wrong precincts.

Precinct No. 79A - Eight (8) challenged ballots - Motion by John Pyles; seconded by Betty Wiley and unanimously carried to allow four (4) ballots and disallow four (4) ballots for the following

reasons: one (1) voter was not registered; two (2) voters did not show identification according to law; and one (1) voter voted in the wrong precinct.

Precinct No. 79B - Seven (7) challenged ballots - Motion by John Pyles; seconded by Florence Merow and unanimously carried to allow four (4) ballots and disallow three (3) ballots for the following reasons: two (2) voters were not registered; and one (1) voter did not show identification according to law.

Precinct No. 80 - Eleven (11) challenged ballots - Motion by John Pyles; seconded by Florence Merow and unanimously carried to allow six (6) ballots and disallow five (5) ballots for the following reasons: three (3) voters were not registered; and two (2) voters voted in the wrong precinct.

Precinct No. 82 - Three (3) challenged ballots - Motion by John Pyles; seconded by Florence Merow and unanimously carried to allow the three (3) ballots.

Precinct No. 83 - Three (3) challenged ballots - Motion by John Pyles; seconded by Florence Merow and unanimously carried to allow one (1) ballot and disallow two (2) ballots for the following reasons: one (1) voter voted in the wrong precinct; and one (1) voter voted a Democrat ballot and was registered Independent.

Precinct No. 84 - Two (2) challenged ballots - Motion by John Pyles; seconded by Florence Merow and unanimously carried to allow one (1) ballot and disallow one (1) ballot because the voter voted in the wrong precinct.

Precinct No. 85 - Three (3) challenged ballots - Motion by John Pyles; seconded by Florence Merow and unanimously carried to allow the three (3) ballots.

Precinct No. 86 - Six (6) challenged ballots - Motion by John Pyles; seconded by Florence Merow and unanimously carried to allow three (3) ballots and disallow three (3) ballots for the following reasons: one (1) voter moved out of county; and two (2) voters voted in the wrong precinct.

Precinct No. 87 - Eight (8) challenged ballots - Motion by John Pyles; seconded by Florence Merow and unanimously carried to allow two (2) ballots and disallow six (6) ballots for the following reasons: two (2) voters were not registered; and four (4) voters voted in the wrong precinct.

Precinct No. 88 - Nine (9) challenged ballots - Motion by John Pyles; seconded by Florence Merow and unanimously carried to allow two (2) ballots and disallow seven (7) ballots for the following reasons: four (4) voters did not show identification according to law; and three (3) voters voted in the wrong precinct.

Precinct No. 91 - Ten (10) challenged ballots - Motion by John Pyles; seconded by Florence Merow and unanimously carried to allow four (4) ballots and disallow six (6) ballots for the following reasons: one (1) voter voted a Democrat ballot and was registered unaffiliated; two (2) voters were not registered; and three (3) voters voted in the wrong precinct.

Precinct No. 92 - Eight (8) challenged ballots - Motion by John Pyles; seconded by Florence Merow and unanimously carried to allow one (1) ballot and disallow seven (7) ballots for the following reasons: one (1) voter voted a Democrat ballot and was registered No Party; one (1) voter moved out of county; two (2) voters were not registered; and three (3) voters voted in the wrong precinct.

The summary of reasons for the one hundred ninety-eight (198) challenged ballots that were not allowed follows: ninety-five (95) voters voted in the wrong precinct, sixty-two (62) voters were not registered, eleven (11) voters did not show identification, two (2) voters were registered Republican and voted Democrat, four (4) voters were registered No Party and voted Democrat, three (3) voters were registered Independent and

voted Democrat, four (4) voters had moved out of the county, sixteen (16) voters' poll slip address was different from the voter registration, one (1) voter voted in person on election day, and two (2) envelopes were empty.

At 3:30 o'clock P.M. Thelma J. Gibson, County Clerk, advised the Canvassing Board that when the precinct kits were gone through that the following notes and/or items were found: Precinct No. 32 poll workers did not sign the first five (5) Democrat ballots due to the nonvisability of where to sign on the ballot; ballot stubs from Precincts 61, 79B, and 28; poll slips and ballot stubs were found from Precincts 35, 88, 21, 23, 28, 64, 15, 38, 21, and 83.

The Board of Canvassers recessed at 3:40 o'clock P.M. for a break to reconvene at 4:30 o'clock P.M. this same date.

The Board of Canvassers reconvened at 4:30 o'clock P.M. Thursday, May 30, 1996 to proceed with the numbering of the allowed challenged ballots; the challenged ballot envelopes; and to insert said ballots into the ballot box.

During the process of handling the challenged ballots, it was noted that Ballot Stub Number 006 was not attached to the ballot. One (1) absentee ballot that was delivered to the wrong precinct was not placed in an individual challenged ballot envelope by the poll workers, but was simply placed in the large challenged ballot envelope. Said ballot was included with the other challenged ballots. When opening the challenged ballot envelopes, No. 161 did not contain a ballot. Poll workers had already placed the ballot in the ballot box at the polls.

At 5:40 o'clock P.M., the process of opening challenged ballots and inserting in the ballot box was completed; the ballot box was opened and ballots were removed; ballot stubs were removed; and ballots were flattened and made ready for the optical scanner. At 6:00 o'clock P.M., the ballot box was locked and taken to Room 123 for tabulation by the optical scanner. At 6:02 o'clock P.M., the optical scanner printed a zero tally and tabulation of challenged ballots began. The tabulation of the 195 challenged ballots was completed at 6:25 o'clock P.M. Betty Wiley read the tabulation results as follows: John W. Pyles received sixty-three (63) and Michael Vecchio received forty-one (41).

Following are the total votes cast at each precinct as determined by the Board of Canvassers with the comparison of Poll Tickets and Ballots counted:

CENTRAL DISTRICT

PRECINCT ONE

DEMOCRATIC BALLOTS COUNTED	216
DEMOCRATIC CHALLENGED BALLOTS	7
DEMOCRATIC BALLOTS SPOILED	0
TOTAL	223
DEMOCRATIC POLL SLIPS SIGNED	222
REPUBLICAN BALLOTS COUNTED	84
REPUBLICAN CHALLENGED BALLOTS	3
REPUBLICAN BALLOTS SPOILED	0
TOTAL	87
REPUBLICAN POLL SLIPS SIGNED	84
INDEPENDENT BALLOTS COUNTED	2
INDEPENDENT CHALLENGED BALLOTS	0
INDEPENDENT BALLOTS SPOILED	0
TOTAL	2
INDEPENDENT POLL SLIPS SIGNED	4

Found two (2) additional Challenged Ballots; one (1) ballot was allowed, and one (1) ballot was disallowed. The ballot disallowed was an individual registered as an Independent, voting a Democratic Ballot. Therefore, making up for one (1) of the Democratic Ballots.

PRECINCT TWO

DEMOCRATIC BALLOTS COUNTED	263
DEMOCRATIC CHALLENGED BALLOTS	7
DEMOCRATIC BALLOTS SPOILED	2
TOTAL	272
DEMOCRATIC POLL SLIPS SIGNED	272
REPUBLICAN BALLOTS COUNTED	111
REPUBLICAN CHALLENGED BALLOTS	1
REPUBLICAN BALLOTS SPOILED	1
TOTAL	113
REPUBLICAN POLL SLIPS SIGNED	113
INDEPENDENT BALLOTS COUNTED	8
INDEPENDENT CHALLENGED BALLOTS	0
INDEPENDENT BALLOTS SPOILED	0
TOTAL	8
INDEPENDENT POLL SLIPS SIGNED	8

Voter did not get to mark ballot before being taken and put in the precinct ballot box. Bill Herrington of the West Virginia Secretary of State's Office suggested that the voter vote a Challenged Ballot. In the Canvass make a decision regarding the counting of said vote, if race is close.

PRECINCT THREE

DEMOCRATIC BALLOTS COUNTED	152
DEMOCRATIC CHALLENGED BALLOTS	4
DEMOCRATIC BALLOTS SPOILED	1
TOTAL	157
DEMOCRATIC POLL SLIPS SIGNED	156
REPUBLICAN BALLOTS COUNTED	71
REPUBLICAN CHALLENGED BALLOTS	3
REPUBLICAN BALLOTS SPOILED	1
TOTAL	75
REPUBLICAN POLL SLIPS SIGNED	74
INDEPENDENT BALLOTS COUNTED	6
INDEPENDENT CHALLENGED BALLOTS	0
INDEPENDENT BALLOTS SPOILED	0
TOTAL	6
INDEPENDENT POLL SLIPS SIGNED	6

Person changed mind after being given Independent Ballot, but did not write on ballot. The poll worker was informed by the County Clerk's Office to cross out numbers on poll book and stub and place the number of the new ballot on poll book and stub.

PRECINCT FOUR

DEMOCRATIC BALLOTS COUNTED	250
DEMOCRATIC CHALLENGED BALLOTS	1
DEMOCRATIC BALLOTS SPOILED	0
TOTAL	251
DEMOCRATIC POLL SLIPS SIGNED	251
REPUBLICAN BALLOTS COUNTED	118
REPUBLICAN CHALLENGED BALLOTS	0
REPUBLICAN BALLOTS SPOILED	0
TOTAL	118
REPUBLICAN POLL SLIPS SIGNED	119
INDEPENDENT BALLOTS COUNTED	3
INDEPENDENT CHALLENGED BALLOTS	0
INDEPENDENT TBALLOTS SPOILED	0
TOTAL	3
INDEPENDENT POLL SLIPS SIGNED	3

PRECINCT FIVE

DEMOCRATIC BALLOTS COUNTED	212
DEMOCRATIC CHALLENGED BALLOTS	7
DEMOCRATIC BALLOTS SPOILED	1
TOTAL	220
DEMOCRATIC POLL SLIPS SIGNED	219
REPUBLICAN BALLOTS COUNTED	69
REPUBLICAN CHALLENGED BALLOTS	2
REPUBLICAN BALLOTS SPOILED	1
TOTAL	72
REPUBLICAN POLL SLIPS SIGNED	71
INDEPENDENT BALLOTS COUNTED	5
INDEPENDENT CHALLENGED BALLOTS	0
INDEPENDENT BALLOTS SPOILED	0
TOTAL	5
INDEPENDENT POLL SLIPS SIGNED	5

PRECINCT SIX

DEMOCRATIC BALLOTS COUNTED	61
DEMOCRATIC CHALLENGED BALLOTS	3
DEMOCRATIC BALLOTS SPOILED	0
TOTAL	64
DEMOCRATIC POLL SLIPS SIGNED	64
REPUBLICAN BALLOTS COUNTED	18
REPUBLICAN CHALLENGED BALLOTS	0
REPUBLICAN BALLOTS SPOILED	0
TOTAL	18
REPUBLICAN POLL SLIPS SIGNED	18
INDEPENDENT BALLOTS COUNTED	2
INDEPENDENT CHALLENGED BALLOTS	0
INDEPENDENT BALLOTS SPOILED	0
TOTAL	2
INDEPENDENT POLL SLIPS SIGNED	2

PRECINCT SEVEN

DEMOCRATIC BALLOTS COUNTED	84
DEMOCRATIC CHALLENGED BALLOTS	1
DEMOCRATIC BALLOTS SPOILED	2
TOTAL	87
DEMOCRATIC POLL SLIPS SIGNED	86
REPUBLICAN BALLOTS COUNTED	19
REPUBLICAN CHALLENGED BALLOTS	1
REPUBLICAN BALLOTS SPOILED	0
TOTAL	20
REPUBLICAN POLL SLIPS SIGNED	19
INDEPENDENT BALLOTS COUNTED	2
INDEPENDENT CHALLENGED BALLOTS	1
INDEPENDENT BALLOTS SPOILED	0
TOTAL	3
INDEPENDENT POLL SLIPS SIGNED	3

PRECINCT EIGHT

DEMOCRATIC BALLOTS COUNTED	183
DEMOCRATIC CHALLENGED BALLOTS	4
DEMOCRATIC BALLOTS SPOILED	2
TOTAL	189
DEMOCRATIC POLL SLIPS SIGNED	186
REPUBLICAN BALLOTS COUNTED	75
REPUBLICAN CHALLENGED BALLOTS	3
REPUBLICAN BALLOTS SPOILED	0
TOTAL	78
REPUBLICAN POLL SLIPS SIGNED	75
INDEPENDENT BALLOTS COUNTED	4
INDEPENDENT CHALLENGED BALLOTS	0
INDEPENDENT BALLOTS SPOILED	0
TOTAL	4
INDEPENDENT POLL SLIPS SIGNED	7

Used three (3) Republican Ballots with three (3) Independent Poll Slips.

PRECINCT NINE

DEMOCRATIC BALLOTS COUNTED	178
DEMOCRATIC CHALLENGED BALLOTS	5
DEMOCRATIC BALLOTS SPOILED	1
TOTAL	184
DEMOCRATIC POLL SLIPS SIGNED	181
REPUBLICAN BALLOTS COUNTED	45
REPUBLICAN CHALLENGED BALLOTS	0
REPUBLICAN BALLOTS SPOILED	1
TOTAL	46
REPUBLICAN POLL SLIPS SIGNED	46
INDEPENDENT BALLOTS COUNTED	3
INDEPENDENT CHALLENGED BALLOTS	0
INDEPENDENT BALLOTS SPOILED	0
TOTAL	3
INDEPENDENT POLL SLIPS SIGNED	3

PRECINCT TEN

DEMOCRATIC BALLOTS COUNTED	53
DEMOCRATIC CHALLENGED BALLOTS	8
DEMOCRATIC BALLOTS SPOILED	1
TOTAL	62
DEMOCRATIC POLL SLIPS SIGNED	59
REPUBLICAN BALLOTS COUNTED	14
REPUBLICAN CHALLENGED BALLOTS	0
REPUBLICAN BALLOTS SPOILED	0
TOTAL	14
REPUBLICAN POLL SLIPS SIGNED	15
INDEPENDENT BALLOTS COUNTED	0
INDEPENDENT CHALLENGED BALLOTS	0
INDEPENDENT BALLOTS SPOILED	0
TOTAL	0
INDEPENDENT POLL SLIPS SIGNED	0

Voter was given the wrong poll slip. Also a Challenged Ballot was placed in the Ballot Box.

PRECINCT TWELVE

DEMOCRATIC BALLOTS COUNTED	47
DEMOCRATIC CHALLENGED BALLOTS	2
DEMOCRATIC BALLOTS SPOILED	0
TOTAL	49
DEMOCRATIC POLL SLIPS SIGNED	49
REPUBLICAN BALLOTS COUNTED	17
REPUBLICAN CHALLENGED BALLOTS	0
REPUBLICAN BALLOTS SPOILED	0
TOTAL	17
REPUBLICAN POLL SLIPS SIGNED	17
INDEPENDENT BALLOTS COUNTED	1
INDEPENDENT CHALLENGED BALLOTS	1
INDEPENDENT BALLOTS SPOILED	0
TOTAL	2
INDEPENDENT POLL SLIPS SIGNED	1

PRECINCT THIRTEEN

DEMOCRATIC BALLOTS COUNTED	117
DEMOCRATIC CHALLENGED BALLOTS	2
DEMOCRATIC BALLOTS SPOILED	3
TOTAL	122
DEMOCRATIC POLL SLIPS SIGNED	120
REPUBLICAN BALLOTS COUNTED	37
REPUBLICAN CHALLENGED BALLOTS	1
REPUBLICAN BALLOTS SPOILED	1
TOTAL	39
REPUBLICAN POLL SLIPS SIGNED	38
INDEPENDENT BALLOTS COUNTED	2
INDEPENDENT CHALLENGED BALLOTS	0
INDEPENDENT BALLOTS SPOILED	0
TOTAL	2
INDEPENDENT POLL SLIPS SIGNED	2

PRECINCT FOURTEEN

DEMOCRATIC BALLOTS COUNTED	102
DEMOCRATIC CHALLENGED BALLOTS	1
DEMOCRATIC BALLOTS SPOILED	1
TOTAL	104
DEMOCRATIC POLL SLIPS SIGNED	104
REPUBLICAN BALLOTS COUNTED	41
REPUBLICAN CHALLENGED BALLOTS	0
REPUBLICAN BALLOTS SPOILED	0
TOTAL	41
REPUBLICAN POLL SLIPS SIGNED	41
INDEPENDENT BALLOTS COUNTED	1
INDEPENDENT CHALLENGED BALLOTS	0
INDEPENDENT BALLOTS SPOILED	0
TOTAL	1
INDEPENDENT POLL SLIPS SIGNED	1

PRECINCT FIFTEEN

DEMOCRATIC BALLOTS COUNTED	193
DEMOCRATIC CHALLENGED BALLOTS	3
DEMOCRATIC BALLOTS SPOILED	1
TOTAL	197
DEMOCRATIC POLL SLIPS SIGNED	196
REPUBLICAN BALLOTS COUNTED	73
REPUBLICAN CHALLENGED BALLOTS	2
REPUBLICAN BALLOTS SPOILED	0
TOTAL	75
REPUBLICAN POLL SLIPS SIGNED	75
INDEPENDENT BALLOTS COUNTED	3
INDEPENDENT CHALLENGED BALLOTS	0
INDEPENDENT BALLOTS SPOILED	0
TOTAL	3
INDEPENDENT POLL SLIPS SIGNED	3

PRECINCT SIXTEEN

DEMOCRATIC BALLOTS COUNTED	147
DEMOCRATIC CHALLENGED BALLOTS	2
DEMOCRATIC BALLOTS SPOILED	2
TOTAL	151
DEMOCRATIC POLL SLIPS SIGNED	150
REPUBLICAN BALLOTS COUNTED	68
REPUBLICAN CHALLENGED BALLOTS	1
REPUBLICAN BALLOTS SPOILED	0
TOTAL	69
REPUBLICAN POLL SLIPS SIGNED	67
INDEPENDENT BALLOTS COUNTED	5
INDEPENDENT CHALLENGED BALLOTS	0
INDEPENDENT BALLOTS SPOILED	0
TOTAL	5
INDEPENDENT POLL SLIPS SIGNED	5

PRECINCT SEVENTEEN

DEMOCRATIC BALLOTS COUNTED	133
DEMOCRATIC CHALLENGED BALLOTS	8
DEMOCRATIC BALLOTS SPOILED	2
TOTAL	143
DEMOCRATIC POLL SLIPS SIGNED	140
REPUBLICAN BALLOTS COUNTED	39
REPUBLICAN CHALLENGED BALLOTS	0
REPUBLICAN BALLOTS SPOILED	0
TOTAL	39
REPUBLICAN POLL SLIPS SIGNED	40
INDEPENDENT BALLOTS COUNTED	3
INDEPENDENT CHALLENGED BALLOTS	0
INDEPENDENT BALLOTS SPOILED	0
TOTAL	3
INDEPENDENT POLL SLIPS SIGNED	3

PRECINCT EIGHTEEN

DEMOCRATIC BALLOTS COUNTED	28
DEMOCRATIC CHALLENGED BALLOTS	4
DEMOCRATIC BALLOTS SPOILED	1
TOTAL	33
DEMOCRATIC POLL SLIPS SIGNED	33
REPUBLICAN BALLOTS COUNTED	22
REPUBLICAN CHALLENGED BALLOTS	1
REPUBLICAN BALLOTS SPOILED	0
TOTAL	23
REPUBLICAN POLL SLIPS SIGNED	22
INDEPENDENT BALLOTS COUNTED	2
INDEPENDENT CHALLENGED BALLOTS	0
INDEPENDENT BALLOTS SPOILED	0
TOTAL	2
INDEPENDENT POLL SLIPS SIGNED	2

PRECINCT TWENTY

DEMOCRATIC BALLOTS COUNTED	77
DEMOCRATIC CHALLENGED BALLOTS	1
DEMOCRATIC BALLOTS SPOILED	0
TOTAL	78
DEMOCRATIC POLL SLIPS SIGNED	79
REPUBLICAN BALLOTS COUNTED	21
REPUBLICAN CHALLENGED BALLOTS	1
REPUBLICAN BALLOTS SPOILED	0
TOTAL	22
REPUBLICAN POLL SLIPS SIGNED	22
INDEPENDENT BALLOTS COUNTED	0
INDEPENDENT CHALLENGED BALLOTS	0
INDEPENDENT BALLOTS SPOILED	0
TOTAL	0
INDEPENDENT POLL SLIPS SIGNED	0

PRECINCT TWENTY-ONE

DEMOCRATIC BALLOTS COUNTED	73
DEMOCRATIC CHALLENGED BALLOTS	2
DEMOCRATIC BALLOTS SPOILED	3
TOTAL	78
DEMOCRATIC POLL SLIPS SIGNED	76
REPUBLICAN BALLOTS COUNTED	47
REPUBLICAN CHALLENGED BALLOTS	1
REPUBLICAN BALLOTS SPOILED	0
TOTAL	48
REPUBLICAN POLL SLIPS SIGNED	47
INDEPENDENT BALLOTS COUNTED	3
INDEPENDENT CHALLENGED BALLOTS	0
INDEPENDENT BALLOTS SPOILED	1
TOTAL	4
INDEPENDENT POLL SLIPS SIGNED	4

PRECINCT TWENTY-TWO

DEMOCRATIC BALLOTS COUNTED	35
DEMOCRATIC CHALLENGED BALLOTS	3
DEMOCRATIC BALLOTS SPOILED	1
TOTAL	39
DEMOCRATIC POLL SLIPS SIGNED	37
REPUBLICAN BALLOTS COUNTED	19
REPUBLICAN CHALLENGED BALLOTS	1
REPUBLICAN BALLOTS SPOILED	0
TOTAL	20
REPUBLICAN POLL SLIPS SIGNED	21
INDEPENDENT BALLOTS COUNTED	1
INDEPENDENT CHALLENGED BALLOTS	0
INDEPENDENT BALLOTS SPOILED	0
TOTAL	1
INDEPENDENT POLL SLIPS SIGNED	1

PRECINCT TWENTY-THREE

DEMOCRATIC BALLOTS COUNTED	212
DEMOCRATIC CHALLENGED BALLOTS	0
DEMOCRATIC BALLOTS SPOILED	0
TOTAL	212
DEMOCRATIC POLL SLIPS SIGNED	212
REPUBLICAN BALLOTS COUNTED	102
REPUBLICAN CHALLENGED BALLOTS	0
REPUBLICAN BALLOTS SPOILED	0
TOTAL	102
REPUBLICAN POLL SLIPS SIGNED	102
INDEPENDENT BALLOTS COUNTED	4
INDEPENDENT CHALLENGED BALLOTS	0
INDEPENDENT BALLOTS SPOILED	0
TOTAL	4
INDEPENDENT POLL SLIPS SIGNED	4

PRECINCT TWENTY-FOUR

DEMOCRATIC BALLOTS COUNTED	190
DEMOCRATIC CHALLENGED BALLOTS	6
DEMOCRATIC BALLOTS SPOILED	3
TOTAL	199
DEMOCRATIC POLL SLIPS SIGNED	196
REPUBLICAN BALLOTS COUNTED	120
REPUBLICAN CHALLENGED BALLOTS	4
REPUBLICAN BALLOTS SPOILED	1
TOTAL	125
REPUBLICAN POLL SLIPS SIGNED	125
INDEPENDENT BALLOTS COUNTED	0
INDEPENDENT CHALLENGED BALLOTS	0
INDEPENDENT BALLOTS SPOILED	0
TOTAL	0
INDEPENDENT POLL SLIPS SIGNED	0

Republican Ballots, 2752 - 2937; 2938 is the highest ballot number; therefore, an additional ballot is present.

PRECINCT TWENTY-SIX

DEMOCRATIC BALLOTS COUNTED	127
DEMOCRATIC CHALLENGED BALLOTS	2
DEMOCRATIC BALLOTS SPOILED	2
TOTAL	131
DEMOCRATIC POLL SLIPS SIGNED	132
REPUBLICAN BALLOTS COUNTED	91
REPUBLICAN CHALLENGED BALLOTS	2
REPUBLICAN BALLOTS SPOILED	4
TOTAL	97
REPUBLICAN POLL SLIPS SIGNED	92
INDEPENDENT BALLOTS COUNTED	0
INDEPENDENT CHALLENGED BALLOTS	0
INDEPENDENT BALLOTS SPOILED	0
TOTAL	0
INDEPENDENT POLL SLIPS SIGNED	0

PRECINCT TWENTY-EIGHT

DEMOCRATIC BALLOTS COUNTED	150
DEMOCRATIC CHALLENGED BALLOTS	1
DEMOCRATIC BALLOTS SPOILED	0
TOTAL	151
DEMOCRATIC POLL SLIPS SIGNED	151
REPUBLICAN BALLOTS COUNTED	80
REPUBLICAN CHALLENGED BALLOTS	0
REPUBLICAN BALLOTS SPOILED	0
TOTAL	80
REPUBLICAN POLL SLIPS SIGNED	80
INDEPENDENT BALLOTS COUNTED	6
INDEPENDENT CHALLENGED BALLOTS	0
INDEPENDENT BALLOTS SPOILED	0
TOTAL	6
INDEPENDENT POLL SLIPS SIGNED	6

PRECINCT THIRTY

DEMOCRATIC BALLOTS COUNTED	103
DEMOCRATIC CHALLENGED BALLOTS	2
DEMOCRATIC BALLOTS SPOILED	2
TOTAL	107
DEMOCRATIC POLL SLIPS SIGNED	105
REPUBLICAN BALLOTS COUNTED	19
REPUBLICAN CHALLENGED BALLOTS	1
REPUBLICAN BALLOTS SPOILED	0
TOTAL	20
REPUBLICAN POLL SLIPS SIGNED	20
INDEPENDENT BALLOTS COUNTED	3
INDEPENDENT CHALLENGED BALLOTS	0
INDEPENDENT BALLOTS SPOILED	0
TOTAL	3
INDEPENDENT POLL SLIPS SIGNED	3

PRECINCT THIRTY-ONE

DEMOCRATIC BALLOTS COUNTED	224
DEMOCRATIC CHALLENGED BALLOTS	7
DEMOCRATIC BALLOTS SPOILED	2
TOTAL	233
DEMOCRATIC POLL SLIPS SIGNED	231
REPUBLICAN BALLOTS COUNTED	60
REPUBLICAN CHALLENGED BALLOTS	1
REPUBLICAN BALLOTS SPOILED	1
TOTAL	62
REPUBLICAN POLL SLIPS SIGNED	59
INDEPENDENT BALLOTS COUNTED	5
INDEPENDENT CHALLENGED BALLOTS	0
INDEPENDENT BALLOTS SPOILED	1
TOTAL	6
INDEPENDENT POLL SLIPS SIGNED	5

One (1) Republican Poll Slip was not completed.

PRECINCT NINETY

DEMOCRATIC BALLOTS COUNTED	105
DEMOCRATIC CHALLENGED BALLOTS	0
DEMOCRATIC BALLOTS SPOILED	1
TOTAL	106
DEMOCRATIC POLL SLIPS SIGNED	105
REPUBLICAN BALLOTS COUNTED	95
REPUBLICAN CHALLENGED BALLOTS	0
REPUBLICAN BALLOTS SPOILED	0
TOTAL	95
REPUBLICAN POLL SLIPS SIGNED	95
INDEPENDENT BALLOTS COUNTED	0
INDEPENDENT CHALLENGED BALLOTS	0
INDEPENDENT BALLOTS SPOILED	0
TOTAL	0
INDEPENDENT POLL SLIPS SIGNED	0

WESTERN DISTRICT

PRECINCT THRITY-SEVEN

DEMOCRATIC BALLOTS COUNTED	148
DEMOCRATIC CHALLENGED BALLOTS	1
DEMOCRATIC BALLOTS SPOILED	0
TOTAL	149
DEMOCRATIC POLL SLIPS SIGNED	149
REPUBLICAN BALLOTS COUNTED	62
REPUBLICAN CHALLENGED BALLOTS	1
REPUBLICAN BALLOTS SPOILED	0
TOTAL	63
REPUBLICAN POLL SLIPS SIGNED	62
INDEPENDENT BALLOTS COUNTED	8
INDEPENDENT CHALLENGED BALLOTS	0
INDEPENDENT BALLOTS SPOILED	0
TOTAL	8
INDEPENDENT POLL SLIPS SIGNED	9

PRECINCT FORTY

DEMOCRATIC BALLOTS COUNTED	71
DEMOCRATIC CHALLENGED BALLOTS	3
DEMOCRATIC BALLOTS SPOILED	1
TOTAL	75
DEMOCRATIC POLL SLIPS SIGNED	73
REPUBLICAN BALLOTS COUNTED	33
REPUBLICAN CHALLENGED BALLOTS	0
REPUBLICAN BALLOTS SPOILED	0
TOTAL	33
REPUBLICAN POLL SLIPS SIGNED	33
INDEPENDENT BALLOTS COUNTED	2
INDEPENDENT CHALLENGED BALLOTS	0
INDEPENDENT BALLOTS SPOILED	0
TOTAL	2
INDEPENDENT POLL SLIPS SIGNED	2

Ballot Number (08208) is missing. The three (3) challenged ballots' poll slips and the one (1) spoiled ballot poll slip was missing.

PRECINCT FORTY-ONE

DEMOCRATIC BALLOTS COUNTED	74
DEMOCRATIC CHALLENGED BALLOTS	0
DEMOCRATIC BALLOTS SPOILED	0
TOTAL	74
DEMOCRATIC POLL SLIPS SIGNED	74
REPUBLICAN BALLOTS COUNTED	36
REPUBLICAN CHALLENGED BALLOTS	0
REPUBLICAN BALLOTS SPOILED	0
TOTAL	36
REPUBLICAN POLL SLIPS SIGNED	36
INDEPENDENT BALLOTS COUNTED	3
INDEPENDENT CHALLENGED BALLOTS	0
INDEPENDENT BALLOTS SPOILED	0
TOTAL	3
INDEPENDENT POLL SLIPS SIGNED	3

PRECINCT FORTY-TWO

DEMOCRATIC BALLOTS COUNTED	123
DEMOCRATIC CHALLENGED BALLOTS	2
DEMOCRATIC BALLOTS SPOILED	1
TOTAL	126
DEMOCRATIC POLL SLIPS SIGNED	126
REPUBLICAN BALLOTS COUNTED	35
REPUBLICAN CHALLENGED BALLOTS	0
REPUBLICAN BALLOTS SPOILED	0
TOTAL	35
REPUBLICAN POLL SLIPS SIGNED	35
INDEPENDENT BALLOTS COUNTED	2
INDEPENDENT CHALLENGED BALLOTS	0
INDEPENDENT BALLOTS SPOILED	0
TOTAL	2
INDEPENDENT POLL SLIPS SIGNED	2

PRECINCT FORTY-FOUR

DEMOCRATIC BALLOTS COUNTED	224
DEMOCRATIC CHALLENGED BALLOTS	5
DEMOCRATIC BALLOTS SPOILED	0
TOTAL	229
DEMOCRATIC POLL SLIPS SIGNED	231
REPUBLICAN BALLOTS COUNTED	45
REPUBLICAN CHALLENGED BALLOTS	3
REPUBLICAN BALLOTS SPOILED	0
TOTAL	48
REPUBLICAN POLL SLIPS SIGNED	46
INDEPENDENT BALLOTS COUNTED	6
INDEPENDENT CHALLENGED BALLOTS	0
INDEPENDENT BALLOTS SPOILED	0
TOTAL	6
INDEPENDENT POLL SLIPS SIGNED	8

A voter was given a Republican Ballot but signed an Independent Poll Slip.

PRECINCT FORTY-SIX

DEMOCRATIC BALLOTS COUNTED	175
DEMOCRATIC CHALLENGED BALLOTS	0
DEMOCRATIC BALLOTS SPOILED	0
TOTAL	175
DEMOCRATIC POLL SLIPS SIGNED	175
REPUBLICAN BALLOTS COUNTED	19
REPUBLICAN CHALLENGED BALLOTS	2
REPUBLICAN BALLOTS SPOILED	1
TOTAL	22
REPUBLICAN POLL SLIPS SIGNED	21
INDEPENDENT BALLOTS COUNTED	8
INDEPENDENT CHALLENGED BALLOTS	0
INDEPENDENT BALLOTS SPOILED	1
TOTAL	9
INDEPENDENT POLL SLIPS SIGNED	9

A voter was registered Non-Partisan and was given a Republican Poll Slip; the Republican Poll Slip was spoiled.

PRECINCT FORTY-SEVEN

DEMOCRATIC BALLOTS COUNTED	212
DEMOCRATIC CHALLENGED BALLOTS	3
DEMOCRATIC BALLOTS SPOILED	1
TOTAL	216
DEMOCRATIC POLL SLIPS SIGNED	215
REPUBLICAN BALLOTS COUNTED	18
REPUBLICAN CHALLENGED BALLOTS	1
REPUBLICAN BALLOTS SPOILED	0
TOTAL	19
REPUBLICAN POLL SLIPS SIGNED	19
INDEPENDENT BALLOTS COUNTED	5
INDEPENDENT CHALLENGED BALLOTS	2
INDEPENDENT BALLOTS SPOILED	1
TOTAL	8
INDEPENDENT POLL SLIPS SIGNED	7

PRECINCT FORTY-EIGHT

DEMOCRATIC BALLOTS COUNTED	150
DEMOCRATIC CHALLENGED BALLOTS	1
DEMOCRATIC BALLOTS SPOILED	0
TOTAL	151
POLL SLIPS SIGNED	151
REPUBLICAN BALLOTS COUNTED	12
REPUBLICAN CHALLENGED BALLOTS	2
REPUBLICAN BALLOTS SPOILED	0
TOTAL	14
REPUBLICAN POLL SLIPS SIGNED	14
INDEPENDENT BALLOTS COUNTED	1
INDEPENDENT CHALLENGED BALLOTS	0
INDEPENDENT BALLOTS SPOILED	0
TOTAL	1
INDEPENDENT POLL SLIPS SIGNED	1

PRECINCT FORTY-NINE

DEMOCRATIC BALLOTS COUNTED	59
DEMOCRATIC CHALLENGED BALLOTS	0
DEMOCRATIC BALLOTS SPOILED	0
TOTAL	59
DEMOCRATIC POLL SLIPS SIGNED	59
REPUBLICAN BALLOTS COUNTED	24
REPUBLICAN CHALLENGED BALLOTS	0
REPUBLICAN BALLOTS SPOILED	0
TOTAL	24
REPUBLICAN POLL SLIPS SIGNED	23
INDEPENDENT BALLOTS COUNTED	2
INDEPENDENT CHALLENGED BALLOTS	0
INDEPENDENT BALLOTS SPOILED	0
TOTAL	2
INDEPENDENT POLL SLIPS SIGNED	3

Have one (1) extra Independent Poll Slip and one (1) less Republican Poll Slip.

PRECINCT FIFTY-ONE

DEMOCRATIC BALLOTS COUNTED	111
DEMOCRATIC CHALLENGED BALLOTS	0
DEMOCRATIC BALLOTS SPOILED	0
TOTAL	111
DEMOCRATIC POLL SLIPS SIGNED	111
REPUBLICAN BALLOTS COUNTED	42
REPUBLICAN CHALLENGED BALLOTS	0
REPUBLICAN BALLOTS SPOILED	0
TOTAL	42
REPUBLICAN POLL SLIPS SIGNED	42
INDEPENDENT BALLOTS COUNTED	4
INDEPENDENT CHALLENGED BALLOTS	0
INDEPENDENT BALLOTS SPOILED	0
TOTAL	4
INDEPENDENT POLL SLIPS SIGNED	4

PRECINCT FIFTY-TWO

DEMOCRATIC BALLOTS COUNTED	122
DEMOCRATIC CHALLENGED BALLOTS	2
DEMOCRATIC BALLOTS SPOILED	0
TOTAL	124
DEMOCRATIC POLL SLIPS SIGNED	120
REPUBLICAN BALLOTS COUNTED	41
REPUBLICAN CHALLENGED BALLOTS	1
REPUBLICAN BALLOTS SPOILED	0
TOTAL	42
REPUBLICAN POLL SLIPS SIGNED	42
INDEPENDENT BALLOTS COUNTED	4
INDEPENDENT CHALLENGED BALLOTS	0
INDEPENDENT BALLOTS SPOILED	0
TOTAL	4
INDEPENDENT POLL SLIPS SIGNED	4

Misssing four (4) Democratic Poll Slips.

PRECINCT FIFTY-THREE

DEMOCRATIC BALLOTS COUNTED	111
DEMOCRATIC CHALLENGED BALLOTS	1
DEMOCRATIC BALLOTS SPOILED	0
TOTAL	112
DEMOCRATIC POLL SLIPS SIGNED	112
REPUBLICAN BALLOTS COUNTED	48
REPUBLICAN CHALLENGED BALLOTS	0
REPUBLICAN BALLOTS SPOILED	0
TOTAL	48
REPUBLICAN POLL SLIPS SIGNED	49
INDEPENDENT BALLOTS COUNTED	1
INDEPENDENT CHALLENGED BALLOTS	0
INDEPENDENT BALLOTS SPOILED	0
TOTAL	1
INDEPENDENT POLL SLIPS SIGNED	1

One (1) extra Republican Poll Slip.

PRECINCT FIFTY-FOUR

DEMOCRATIC BALLOTS COUNTED	151
DEMOCRATIC CHALLENGED BALLOTS	1
DEMOCRATIC BALLOTS SPOILED	0
TOTAL	152
DEMOCRATIC POLL SLIPS SIGNED	152
REPUBLICAN BALLOTS COUNTED	57
REPUBLICAN CHALLENGED BALLOTS	2
REPUBLICAN BALLOTS SPOILED	0
TOTAL	59
REPUBLICAN POLL SLIPS SIGNED	59
INDEPENDENT BALLOTS COUNTED	7
INDEPENDENT CHALLENGED BALLOTS	0
INDEPENDENT BALLOTS SPOILED	0
TOTAL	7
INDEPENDENT POLL SLIPS SIGNED	7

PRECINCT FIFTY-FIVE

DEMOCRATIC BALLOTS COUNTED	132
DEMOCRATIC CHALLENGED BALLOTS	0
DEMOCRATIC BALLOTS SPOILED	0
TOTAL	132
DEMOCRATIC POLL SLIPS SIGNED	132
REPUBLICAN BALLOTS COUNTED	46
REPUBLICAN CHALLENGED BALLOTS	1
REPUBLICAN BALLOTS SPOILED	0
TOTAL	47
REPUBLICAN POLL SLIPS SIGNED	46
INDEPENDENT BALLOTS COUNTED	1
INDEPENDENT CHALLENGED BALLOTS	0
INDEPENDENT BALLOTS SPOILED	0
TOTAL	1
INDEPENDENT POLL SLIPS SIGNED	1

PRECINCT FIFTY-SIX

DEMOCRATIC BALLOTS COUNTED	31
DEMOCRATIC CHALLENGED BALLOTS	0
DEMOCRATIC BALLOTS SPOILED	1
TOTAL	32
DEMOCRATIC POLL SLIPS SIGNED	31
REPUBLICAN BALLOTS COUNTED	10
REPUBLICAN CHALLENGED BALLOTS	1
REPUBLICAN BALLOTS SPOILED	0
TOTAL	11
REPUBLICAN POLL SLIPS SIGNED	11
INDEPENDENT BALLOTS COUNTED	0
INDEPENDENT CHALLENGED BALLOTS	0
INDEPENDENT BALLOTS SPOILED	0
TOTAL	0
INDEPENDENT POLL SLIPS SIGNED	0

PRECINCT FIFTY-EIGHT

DEMOCRATIC BALLOTS COUNTED	37
DEMOCRATIC CHALLENGED BALLOTS	1
DEMOCRATIC BALLOTS SPOILED	0
TOTAL	38
DEMOCRATIC POLL SLIPS SIGNED	38
REPUBLICAN BALLOTS COUNTED	23
REPUBLICAN CHALLENGED BALLOTS	0
REPUBLICAN BALLOTS SPOILED	0
TOTAL	23
REPUBLICAN POLL SLIPS SIGNED	22
INDEPENDENT BALLOTS COUNTED	0
INDEPENDENT CHALLENGED BALLOTS	0
INDEPENDENT BALLOTS SPOILED	0
TOTAL	0
INDEPENDENT POLL SLIPS SIGNED	0

No poll slip for Challenged Ballot.

PRECINCT FIFTY-NINE

DEMOCRATIC BALLOTS COUNTED	215
DEMOCRATIC CHALLENGED BALLOTS	3
DEMOCRATIC BALLOTS SPOILED	2
TOTAL	220
DEMOCRATIC POLL SLIPS SIGNED	218
REPUBLICAN BALLOTS COUNTED	96
REPUBLICAN CHALLENGED BALLOTS	1
REPUBLICAN BALLOTS SPOILED	2
TOTAL	99
REPUBLICAN POLL SLIPS SIGNED	97
INDEPENDENT BALLOTS COUNTED	6
INDEPENDENT CHALLENGED BALLOTS	0
INDEPENDENT BALLOTS SPOILED	1
TOTAL	7
INDEPENDENT POLL SLIPS SIGNED	7

PRECINCT SIXTY

DEMOCRATIC BALLOTS COUNTED	97
DEMOCRATIC CHALLENGED BALLOTS	2
DEMOCRATIC BALLOTS SPOILED	0
TOTAL	99
DEMOCRATIC POLL SLIPS SIGNED	99
REPUBLICAN BALLOTS COUNTED	32
REPUBLICAN CHALLENGED BALLOTS	2
REPUBLICAN BALLOTS SPOILED	0
TOTAL	34
REPUBLICAN POLL SLIPS SIGNED	34
INDEPENDENT BALLOTS COUNTED	2
INDEPENDENT CHALLENGED BALLOTS	0
INDEPENDENT BALLOTS SPOILED	0
TOTAL	2
INDEPENDENT POLL SLIPS SIGNED	2

PRECINCT SIXTY-ONE

DEMOCRATIC BALLOTS COUNTED	327
DEMOCRATIC CHALLENGED BALLOTS	4
DEMOCRATIC BALLOTS SPOILED	3
TOTAL	331
DEMOCRATIC POLL SLIPS SIGNED	331
REPUBLICAN BALLOTS COUNTED	143
REPUBLICAN CHALLENGED BALLOTS	3
REPUBLICAN BALLOTS SPOILED	0
TOTAL	146
REPUBLICAN POLL SLIPS SIGNED	145
INDEPENDENT BALLOTS COUNTED	10
INDEPENDENT CHALLENGED BALLOTS	0
INDEPENDENT BALLOTS SPOILED	1
TOTAL	11
INDEPENDENT POLL SLIPS SIGNED	11

PRECINCT SIXTY-TWO

DEMOCRATIC BALLOTS COUNTED	290
DEMOCRATIC CHALLENGED BALLOTS	3
DEMOCRATIC BALLOTS SPOILED	1
TOTAL	294
DEMOCRATIC POLL SLIPS SIGNED	294
REPUBLICAN BALLOTS COUNTED	129
REPUBLICAN CHALLENGED BALLOTS	2
REPUBLICAN BALLOTS SPOILED	0
TOTAL	131
REPUBLICAN POLL SLIPS SIGNED	131
INDEPENDENT BALLOTS COUNTED	30
INDEPENDENT CHALLENGED BALLOTS	0
INDEPENDENT BALLOTS SPOILED	0
TOTAL	30
INDEPENDENT POLL SLIPS SIGNED	12

The first seventeen (17) Non-Partisan voters were given two ballots; therefore the difference in the Independent Poll Slips.

PRECINCT SIXTY-THREE

DEMOCRATIC BALLOTS COUNTED	96
DEMOCRATIC CHALLENGED BALLOTS	2
DEMOCRATIC BALLOTS SPOILED	0
TOTAL	98
DEMOCRATIC POLL SLIPS SIGNED	98
REPUBLICAN BALLOTS COUNTED	43
REPUBLICAN CHALLENGED BALLOTS	1
REPUBLICAN BALLOTS SPOILED	0
TOTAL	44
REPUBLICAN POLL SLIPS SIGNED	43
INDEPENDENT BALLOTS COUNTED	2
INDEPENDENT CHALLENGED BALLOTS	0
INDEPENDENT BALLOTS SPOILED	0
TOTAL	2
INDEPENDENT POLL SLIPS SIGNED	3

An Independent voter signed an Independent Poll Slip, but voted a Republican ballot.

PRECINCT SIXTY-FOUR

DEMOCRATIC BALLOTS COUNTED	121
DEMOCRATIC CHALLENGED BALLOTS	1
DEMOCRATIC BALLOTS SPOILED	0
TOTAL	122
DEMOCRATIC POLL SLIPS SIGNED	122
REPUBLICAN BALLOTS COUNTED	36
REPUBLICAN CHALLENGED BALLOTS	0
REPUBLICAN BALLOTS SPOILED	0
TOTAL	36
REPUBLICAN POLL SLIPS SIGNED	36
INDEPENDENT BALLOTS COUNTED	2
INDEPENDENT CHALLENGED BALLOTS	0
INDEPENDENT BALLOTS SPOILED	0
TOTAL	2
INDEPENDENT POLL SLIPS SIGNED	2

PRECINCT SIXTY-SEVEN

DEMOCRATIC BALLOTS COUNTED	249
DEMOCRATIC CHALLENGED BALLOTS	11
DEMOCRATIC BALLOTS SPOILED	3
TOTAL	263
DEMOCRATIC POLL SLIPS SIGNED	260
REPUBLICAN BALLOTS COUNTED	48
REPUBLICAN CHALLENGED BALLOTS	2
REPUBLICAN BALLOTS SPOILED	0
TOTAL	50
REPUBLICAN POLL SLIPS SIGNED	50
INDEPENDENT BALLOTS COUNTED	5
INDEPENDENT CHALLENGED BALLOTS	0
INDEPENDENT BALLOTS SPOILED	0
TOTAL	5
INDEPENDENT POLL SLIPS SIGNED	6

One (1) Independent voter voted a Democratic ballot.

PRECINCT SIXTY-EIGHT

DEMOCRATIC BALLOTS COUNTED	203
DEMOCRATIC CHALLENGED BALLOTS	3
DEMOCRATIC BALLOTS SPOILED	0
TOTAL	206
DEMOCRATIC POLL SLIPS SIGNED	206
REPUBLICAN BALLOTS COUNTED	94
REPUBLICAN CHALLENGED BALLOTS	1
REPUBLICAN BALLOTS SPOILED	0
TOTAL	95
REPUBLICAN POLL SLIPS SIGNED	95
INDEPENDENT BALLOTS COUNTED	5
INDEPENDENT CHALLENGED BALLOTS	0
INDEPENDENT BALLOTS SPOILED	0
TOTAL	5
INDEPENDENT POLL SLIPS SIGNED	5

PRECINCT SIXTY-NINE

DEMOCRATIC BALLOTS COUNTED	240
DEMOCRATIC CHALLENGED BALLOTS	2
DEMOCRATIC BALLOTS SPOILED	1
TOTAL	243
DEMOCRATIC POLL SLIPS SIGNED	244
REPUBLICAN BALLOTS COUNTED	43
REPUBLICAN CHALLENGED BALLOTS	2
REPUBLICAN BALLOTS SPOILED	0
TOTAL	45
REPUBLICAN POLL SLIPS SIGNED	45
INDEPENDENT BALLOTS COUNTED	1
INDEPENDENT CHALLENGED BALLOTS	0
INDEPENDENT BALLOTS SPOILED	0
TOTAL	1
INDEPENDENT POLL SLIPS SIGNED	1

Two (2) Democratic poll slips spoiled, and two (2) Republican poll slips spoiled.

PRECINCT SEVENTY

DEMOCRATIC BALLOTS COUNTED	195
DEMOCRATIC CHALLENGED BALLOTS	5
DEMOCRATIC BALLOTS SPOILED	0
TOTAL	200
DEMOCRATIC POLL SLIPS SIGNED	203
REPUBLICAN BALLOTS COUNTED	56
REPUBLICAN CHALLENGED BALLOTS	2
REPUBLICAN BALLOTS SPOILED	0
TOTAL	58
REPUBLICAN POLL SLIPS SIGNED	58
INDEPENDENT BALLOTS COUNTED	1
INDEPENDENT CHALLENGED BALLOTS	0
INDEPENDENT BALLOTS SPOILED	0
TOTAL	1
INDEPENDENT POLL SLIPS SIGNED	1

PRECINCT SEVENTY-ONE

DEMOCRATIC BALLOTS COUNTED	193
DEMOCRATIC CHALLENGED BALLOTS	8
DEMOCRATIC BALLOTS SPOILED	1
TOTAL	202
DEMOCRATIC POLL SLIPS SIGNED	202
REPUBLICAN BALLOTS COUNTED	49
REPUBLICAN CHALLENGED BALLOTS	3
REPUBLICAN BALLOTS SPOILED	0
TOTAL	52
REPUBLICAN POLL SLIPS SIGNED	52
INDEPENDENT BALLOTS COUNTED	2
INDEPENDENT CHALLENGED BALLOTS	0
INDEPENDENT BALLOTS SPOILED	0
TOTAL	2
INDEPENDENT POLL SLIPS SIGNED	2

PRECINCT SEVENTY-TWO

DEMOCRATIC BALLOTS COUNTED	139
DEMOCRATIC CHALLENGED BALLOTS	4
DEMOCRATIC BALLOTS SPOILED	0
TOTAL	143
DEMOCRATIC POLL SLIPS SIGNED	143
REPUBLICAN BALLOTS COUNTED	29
REPUBLICAN CHALLENGED BALLOTS	1
REPUBLICAN BALLOTS SPOILED	0
TOTAL	30
REPUBLICAN POLL SLIPS SIGNED	30
INDEPENDENT BALLOTS COUNTED	3
INDEPENDENT CHALLENGED BALLOTS	0
INDEPENDENT BALLOTS SPOILED	0
TOTAL	3
INDEPENDENT POLL SLIPS SIGNED	3

PRECINCT SEVENTY-THREE

DEMOCRATIC BALLOTS COUNTED	245
DEMOCRATIC CHALLENGED BALLOTS	5
DEMOCRATIC BALLOTS SPOILED	3
TOTAL	253
DEMOCRATIC POLL SLIPS SIGNED	250
REPUBLICAN BALLOTS COUNTED	61
REPUBLICAN CHALLENGED BALLOTS	0
REPUBLICAN BALLOTS SPOILED	0
TOTAL	61
REPUBLICAN POLL SLIPS SIGNED	61
INDEPENDENT BALLOTS COUNTED	8
INDEPENDENT CHALLENGED BALLOTS	1
INDEPENDENT BALLOTS SPOILED	0
TOTAL	9
INDEPENDENT POLL SLIPS SIGNED	9

PRECINCT SEVENTY-FOUR

DEMOCRATIC BALLOTS COUNTED	200
DEMOCRATIC CHALLENGED BALLOTS	4
DEMOCRATIC BALLOTS SPOILED	1
TOTAL	205
DEMOCRATIC POLL SLIPS SIGNED	204
REPUBLICAN BALLOTS COUNTED	20
REPUBLICAN CHALLENGED BALLOTS	3
REPUBLICAN BALLOTS SPOILED	0
TOTAL	23
REPUBLICAN POLL SLIPS SIGNED	23
INDEPENDENT BALLOTS COUNTED	2
INDEPENDENT CHALLENGED BALLOTS	0
INDEPENDENT BALLOTS SPOILED	0
TOTAL	2
INDEPENDENT POLL SLIPS SIGNED	2

PRECINCT SEVENTY-FIVE

DEMOCRATIC BALLOTS COUNTED	140
DEMOCRATIC CHALLENGED BALLOTS	3
DEMOCRATIC BALLOTS SPOILED	0
TOTAL	143
DEMOCRATIC POLL SLIPS SIGNED	140
REPUBLICAN BALLOTS COUNTED	29
REPUBLICAN CHALLENGED BALLOTS	1
REPUBLICAN BALLOTS SPOILED	0
TOTAL	30
REPUBLICAN POLL SLIPS SIGNED	29
INDEPENDENT BALLOTS COUNTED	0
INDEPENDENT CHALLENGED BALLOTS	0
INDEPENDENT BALLOTS SPOILED	0
TOTAL	0
INDEPENDENT POLL SLIPS SIGNED	0

PRECINCT NINETY-TWO

DEMOCRATIC BALLOTS COUNTED	216
DEMOCRATIC CHALLENGED BALLOTS	6
DEMOCRATIC BALLOTS SPOILED	1
TOTAL	223
DEMOCRATIC POLL SLIPS SIGNED	223
REPUBLICAN BALLOTS COUNTED	63
REPUBLICAN CHALLENGED BALLOTS	2
REPUBLICAN BALLOTS SPOILED	0
TOTAL	65
REPUBLICAN POLL SLIPS SIGNED	65
INDEPENDENT BALLOTS COUNTED	5
INDEPENDENT CHALLENGED BALLOTS	0
INDEPENDENT BALLOTS SPOILED	0
TOTAL	5
INDEPENDENT POLL SLIPS SIGNED	5

EASTERN DISTRICT

PRECINCT TWENTY-FIVE

DEMOCRATIC BALLOTS COUNTED	274
DEMOCRATIC CHALLENGED BALLOTS	1
DEMOCRATIC BALLOTS SPOILED	2
TOTAL	277
DEMOCRATIC POLL SLIPS SIGNED	276
REPUBLICAN BALLOTS COUNTED	53
REPUBLICAN CHALLENGED BALLOTS	0
REPUBLICAN BALLOTS SPOILED	1
TOTAL	54
REPUBLICAN POLL SLIPS SIGNED	52
INDEPENDENT BALLOTS COUNTED	2
INDEPENDENT CHALLENGED BALLOTS	0
INDEPENDENT BALLOTS SPOILED	1
TOTAL	3
INDEPENDENT POLL SLIPS SIGNED	2

PRECINCT TWENTY-SEVEN

DEMOCRATIC BALLOTS COUNTED	152
DEMOCRATIC CHALLENGED BALLOTS	1
DEMOCRATIC BALLOTS SPOILED	1
TOTAL	154
DEMOCRATIC POLL SLIPS SIGNED	154
REPUBLICAN BALLOTS COUNTED	81
REPUBLICAN CHALLENGED BALLOTS	1
REPUBLICAN BALLOTS SPOILED	0
TOTAL	82
REPUBLICAN POLL SLIPS SIGNED	82
INDEPENDENT BALLOTS COUNTED	8
INDEPENDENT CHALLENGED BALLOTS	0
INDEPENDENT BALLOTS SPOILED	0
TOTAL	8
INDEPENDENT POLL SLIPS SIGNED	8

PRECINCT TWENTY-NINE

DEMOCRATIC BALLOTS COUNTED	153
DEMOCRATIC CHALLENGED BALLOTS	1
DEMOCRATIC BALLOTS SPOILED	0
TOTAL	154
DEMOCRATIC POLL SLIPS SIGNED	152
REPUBLICAN BALLOTS COUNTED	41
REPUBLICAN CHALLENGED BALLOTS	1
REPUBLICAN BALLOTS SPOILED	0
TOTAL	42
REPUBLICAN POLL SLIPS SIGNED	42
INDEPENDENT BALLOTS COUNTED	5
INDEPENDENT CHALLENGED BALLOTS	0
INDEPENDENT BALLOTS SPOILED	0
TOTAL	5
INDEPENDENT POLL SLIPS SIGNED	5

PRECINCT THIRTY-TWO

DEMOCRATIC BALLOTS COUNTED	144
DEMOCRATIC CHALLENGED BALLOTS	5
DEMOCRATIC BALLOTS SPOILED	3
TOTAL	152
DEMOCRATIC POLL SLIPS SIGNED	153
REPUBLICAN BALLOTS COUNTED	52
REPUBLICAN CHALLENGED BALLOTS	2
REPUBLICAN BALLOTS SPOILED	0
TOTAL	54
REPUBLICAN POLL SLIPS SIGNED	52
INDEPENDENT BALLOTS COUNTED	3
INDEPENDENT CHALLENGED BALLOTS	0
INDEPENDENT BALLOTS SPOILED	0
TOTAL	3
INDEPENDENT POLL SLIPS SIGNED	3

PRECINCT THIRTY-THREE

DEMOCRATIC BALLOTS COUNTED	233
DEMOCRATIC CHALLENGED BALLOTS	5
DEMOCRATIC BALLOTS SPOILED	2
TOTAL	240
DEMOCRATIC POLL SLIPS SIGNED	238
REPUBLICAN BALLOTS COUNTED	83
REPUBLICAN CHALLENGED BALLOTS	2
REPUBLICAN BALLOTS SPOILED	1
TOTAL	86
REPUBLICAN POLL SLIPS SIGNED	83
INDEPENDENT BALLOTS COUNTED	10
INDEPENDENT CHALLENGED BALLOTS	0
INDEPENDENT BALLOTS SPOILED	1
TOTAL	11
INDEPENDENT POLL SLIPS SIGNED	10

PRECINCT THIRTY-FOUR

DEMOCRATIC BALLOTS COUNTED	175
DEMOCRATIC CHALLENGED BALLOTS	0
DEMOCRATIC BALLOTS SPOILED	0
TOTAL	175
DEMOCRATIC POLL SLIPS SIGNED	171
REPUBLICAN BALLOTS COUNTED	66
REPUBLICAN CHALLENGED BALLOTS	1
REPUBLICAN BALLOTS SPOILED	0
TOTAL	67
REPUBLICAN POLL SLIPS SIGNED	67
INDEPENDENT BALLOTS COUNTED	3
INDEPENDENT CHALLENGED BALLOTS	0
INDEPENDENT BALLOTS SPOILED	0
TOTAL	3
INDEPENDENT POLL SLIPS SIGNED	3

There are three (3) Democratic Poll Slips missing.

PRECINCT THIRTY-FIVE

DEMOCRATIC BALLOTS COUNTED	211
DEMOCRATIC CHALLENGED BALLOTS	6
DEMOCRATIC BALLOTS SPOILED	4
TOTAL	221
DEMOCRATIC POLL SLIPS SIGNED	216
REPUBLICAN BALLOTS COUNTED	87
REPUBLICAN CHALLENGED BALLOTS	1
REPUBLICAN BALLOTS SPOILED	0
TOTAL	88
REPUBLICAN POLL SLIPS SIGNED	87
INDEPENDENT BALLOTS COUNTED	4
INDEPENDENT CHALLENGED BALLOTS	0
INDEPENDENT BALLOTS SPOILED	1
TOTAL	5
INDEPENDENT POLL SLIPS SIGNED	5

One (1) Democratic poll slip spoiled.

PRECINCT THIRTY-SIX

DEMOCRATIC BALLOTS COUNTED	66
DEMOCRATIC CHALLENGED BALLOTS	3
DEMOCRATIC BALLOTS SPOILED	0
TOTAL	69
DEMOCRATIC POLL SLIPS SIGNED	69
REPUBLICAN BALLOTS COUNTED	41
REPUBLICAN CHALLENGED BALLOTS	0
REPUBLICAN BALLOTS SPOILED	0
TOTAL	41
REPUBLICAN POLL SLIPS SIGNED	41
INDEPENDENT BALLOTS COUNTED	1
INDEPENDENT CHALLENGED BALLOTS	0
INDEPENDENT BALLOTS SPOILED	0
TOTAL	1
INDEPENDENT POLL SLIPS SIGNED	1

PRECINCT THIRTY-EIGHT

DEMOCRATIC BALLOTS COUNTED	411
DEMOCRATIC CHALLENGED BALLOTS	8
DEMOCRATIC BALLOTS SPOILED	6
TOTAL	425
DEMOCRATIC POLL SLIPS SIGNED	420
REPUBLICAN BALLOTS COUNTED	110
REPUBLICAN CHALLENGED BALLOTS	2
REPUBLICAN BALLOTS SPOILED	1
TOTAL	113
REPUBLICAN POLL SLIPS SIGNED	112
INDEPENDENT BALLOTS COUNTED	6
INDEPENDENT CHALLENGED BALLOTS	1
INDEPENDENT BALLOTS SPOILED	0
TOTAL	7
INDEPENDENT POLL SLIPS SIGNED	8

PRECINCT THIRTY-NINE

DEMOCRATIC BALLOTS COUNTED	173
DEMOCRATIC CHALLENGED BALLOTS	5
DEMOCRATIC BALLOTS SPOILED	0
TOTAL	178
DEMOCRATIC POLL SLIPS SIGNED	178
REPUBLICAN BALLOTS COUNTED	84
REPUBLICAN CHALLENGED BALLOTS	2
REPUBLICAN BALLOTS SPOILED	0
TOTAL	86
REPUBLICAN POLL SLIPS SIGNED	86
INDEPENDENT BALLOTS COUNTED	6
INDEPENDENT CHALLENGED BALLOTS	0
INDEPENDENT BALLOTS SPOILED	0
TOTAL	6
INDEPENDENT POLL SLIPS SIGNED	6

PRECINCT SEVENTY-SIX

DEMOCRATIC BALLOTS COUNTED	42
DEMOCRATIC CHALLENGED BALLOTS	3
DEMOCRATIC BALLOTS SPOILED	1
TOTAL	46
DEMOCRATIC POLL SLIPS SIGNED	45
REPUBLICAN BALLOTS COUNTED	17
REPUBLICAN CHALLENGED BALLOTS	2
REPUBLICAN BALLOTS SPOILED	1
TOTAL	20
REPUBLICAN POLL SLIPS SIGNED	19
INDEPENDENT BALLOTS COUNTED	1
INDEPENDENT CHALLENGED BALLOTS	0
INDEPENDENT BALLOTS SPOILED	0
TOTAL	1
INDEPENDENT POLL SLIPS SIGNED	1

PRECINCT SEVENTY-SEVEN A

DEMOCRATIC BALLOTS COUNTED	198
DEMOCRATIC CHALLENGED BALLOTS	1
DEMOCRATIC BALLOTS SPOILED	2
TOTAL	101
DEMOCRATIC POLL SLIPS SIGNED	199
REPUBLICAN BALLOTS COUNTED	89
REPUBLICAN CHALLENGED BALLOTS	0
REPUBLICAN BALLOTS SPOILED	2
TOTAL	91
REPUBLICAN POLL SLIPS SIGNED	89
INDEPENDENT BALLOTS COUNTED	4
INDEPENDENT CHALLENGED BALLOTS	0
INDEPENDENT BALLOTS SPOILED	0
TOTAL	4
INDEPENDENT POLL SLIPS SIGNED	4

The poll slip is missing for the Challenged Ballot.

PRECINCT SEVENTY-SEVEN B

DEMOCRATIC BALLOTS COUNTED	185
DEMOCRATIC CHALLENGED BALLOTS	0
DEMOCRATIC BALLOTS SPOILED	0
TOTAL	185
DEMOCRATIC POLL SLIPS SIGNED	187
REPUBLICAN BALLOTS COUNTED	90
REPUBLICAN CHALLENGED BALLOTS	2
REPUBLICAN BALLOTS SPOILED	0
TOTAL	92
REPUBLICAN POLL SLIPS SIGNED	92
INDEPENDENT BALLOTS COUNTED	8
INDEPENDENT CHALLENGED BALLOTS	0
INDEPENDENT BALLOTS SPOILED	0
TOTAL	8
INDEPENDENT POLL SLIPS SIGNED	8

In the Democratic count, two (2) Absentee Ballots should have been sent to Precinct 79B; therefore two (2) off on the Statement of Ballots Used.

PRECINCT SEVENTY-EIGHT

DEMOCRATIC BALLOTS COUNTED	263
DEMOCRATIC CHALLENGED BALLOTS	5
DEMOCRATIC BALLOTS SPOILED	2
TOTAL	270
DEMOCRATIC POLL SLIPS SIGNED	267
REPUBLICAN BALLOTS COUNTED	161
REPUBLICAN CHALLENGED BALLOTS	7
REPUBLICAN BALLOTS SPOILED	2
TOTAL	170
REPUBLICAN POLL SLIPS SIGNED	168
INDEPENDENT BALLOTS COUNTED	2
INDEPENDENT CHALLENGED BALLOTS	0
INDEPENDENT BALLOTS SPOILED	0
TOTAL	2
INDEPENDENT POLL SLIPS SIGNED	2

Ballot from Precinct 78 in Precinct 83, therefore, if filled out poll slip would have been 268 poll slips in the Democratic count.

PRECINCT SEVENTY-NINE A

DEMOCRATIC BALLOTS COUNTED	162
DEMOCRATIC CHALLENGED BALLOTS	7
DEMOCRATIC BALLOTS SPOILED	0
TOTAL	169
DEMOCRATIC POLL SLIPS SIGNED	168
REPUBLICAN BALLOTS COUNTED	87
REPUBLICAN CHALLENGED BALLOTS	1
REPUBLICAN BALLOTS SPOILED	4
TOTAL	92
REPUBLICAN POLL SLIPS SIGNED	88
INDEPENDENT BALLOTS COUNTED	4
INDEPENDENT CHALLENGED BALLOTS	1
INDEPENDENT BALLOTS SPOILED	0
TOTAL	5
INDEPENDENT POLL SLIPS SIGNED	6

In the Democratic count, there was one (1) blank poll slip, one (1) spoiled poll slip, and two (2) Absentee Ballots sent to the wrong precinct. Regarding the two (2) Absentee Ballots, one (1) should have been sent to Precinct 78 and one (1) should have been sent to Precinct 79B.

PRECINCT SEVENTY-NINE B

DEMOCRATIC BALLOTS COUNTED	207
DEMOCRATIC CHALLENGED BALLOTS	5
DEMOCRATIC BALLOTS SPOILED	1
TOTAL	214
DEMOCRATIC POLL SLIPS SIGNED	211
REPUBLICAN BALLOTS COUNTED	100
REPUBLICAN CHALLENGED BALLOTS	2
REPUBLICAN BALLOTS SPOILED	0
TOTAL	102
REPUBLICAN POLL SLIPS SIGNED	103
INDEPENDENT BALLOTS COUNTED	13
INDEPENDENT CHALLENGED BALLOTS	0
INDEPENDENT BALLOTS SPOILED	0
TOTAL	13
INDEPENDENT POLL SLIPS SIGNED	13

Three (3) Absentee Democratic Ballots delivered to wrong precinct; and one (1) Absentee Republican Ballot delivered to wrong precinct.

PRECINCT EIGHTY

DEMOCRATIC BALLOTS COUNTED	160
DEMOCRATIC CHALLENGED BALLOTS	5
DEMOCRATIC BALLOTS SPOILED	0
TOTAL	165
DEMOCRATIC POLL SLIPS SIGNED	165
REPUBLICAN BALLOTS COUNTED	118
REPUBLICAN CHALLENGED BALLOTS	4
REPUBLICAN BALLOTS SPOILED	0
TOTAL	122
REPUBLICAN POLL SLIPS SIGNED	122
INDEPENDENT BALLOTS COUNTED	6
INDEPENDENT CHALLENGED BALLOTS	2
INDEPENDENT BALLOTS SPOILED	0
TOTAL	8
INDEPENDENT POLL SLIPS SIGNED	8

PRECINCT EIGHTY-ONE

DEMOCRATIC BALLOTS COUNTED	159
DEMOCRATIC CHALLENGED BALLOTS	0
DEMOCRATIC BALLOTS SPOILED	0
TOTAL	159
DEMOCRATIC POLL SLIPS SIGNED	159
REPUBLICAN BALLOTS COUNTED	73
REPUBLICAN CHALLENGED BALLOTS	0
REPUBLICAN BALLOTS SPOILED	0
TOTAL	73
REPUBLICAN POLL SLIPS SIGNED	72
INDEPENDENT BALLOTS COUNTED	1
INDEPENDENT CHALLENGED BALLOTS	0
INDEPENDENT BALLOTS SPOILED	0
TOTAL	1
INDEPENDENT POLL SLIPS SIGNED	2

An Independent voter voted a Republican ballot.

PRECINCT EIGHTY-TWO

DEMOCRATIC BALLOTS COUNTED	117
DEMOCRATIC CHALLENGED BALLOTS	1
DEMOCRATIC BALLOTS SPOILED	0
TOTAL	118
DEMOCRATIC POLL SLIPS SIGNED	118
REPUBLICAN BALLOTS COUNTED	50
REPUBLICAN CHALLENGED BALLOTS	2
REPUBLICAN BALLOTS SPOILED	1
TOTAL	53
REPUBLICAN POLL SLIPS SIGNED	52
INDEPENDENT BALLOTS COUNTED	1
INDEPENDENT CHALLENGED BALLOTS	0
INDEPENDENT BALLOTS SPOILED	0
TOTAL	1
INDEPENDENT POLL SLIPS SIGNED	1

PRECINCT EIGHTY-THREE

DEMOCRATIC BALLOTS COUNTED	284
DEMOCRATIC CHALLENGED BALLOTS	2
DEMOCRATIC BALLOTS SPOILED	3
TOTAL	289
DEMOCRATIC POLL SLIPS SIGNED	286
REPUBLICAN BALLOTS COUNTED	121
REPUBLICAN CHALLENGED BALLOTS	1
REPUBLICAN BALLOTS SPOILED	0
TOTAL	122
REPUBLICAN POLL SLIPS SIGNED	122
INDEPENDENT BALLOTS COUNTED	7
INDEPENDENT CHALLENGED BALLOTS	0
INDEPENDENT BALLOTS SPOILED	0
TOTAL	7
INDEPENDENT POLL SLIPS SIGNED	7

PRECINCT EIGHTY-FOUR

DEMOCRATIC BALLOTS COUNTED	122
DEMOCRATIC CHALLENGED BALLOTS	1
DEMOCRATIC BALLOTS SPOILED	0
TOTAL	123
DEMOCRATIC POLL SLIPS SIGNED	122
REPUBLICAN BALLOTS COUNTED	52
REPUBLICAN CHALLENGED BALLOTS	1
REPUBLICAN BALLOTS SPOILED	0
TOTAL	53
REPUBLICAN POLL SLIPS SIGNED	53
INDEPENDENT BALLOTS COUNTED	7
INDEPENDENT CHALLENGED BALLOTS	0
INDEPENDENT BALLOTS SPOILED	0
TOTAL	7
INDEPENDENT POLL SLIPS SIGNED	8

PRECINCT EIGHTY-FIVE

DEMOCRATIC BALLOTS COUNTED	79
DEMOCRATIC CHALLENGED BALLOTS	0
DEMOCRATIC BALLOTS SPOILED	0
TOTAL	79
DEMOCRATIC POLL SLIPS SIGNED	79
REPUBLICAN BALLOTS COUNTED	29
REPUBLICAN CHALLENGED BALLOTS	3
REPUBLICAN BALLOTS SPOILED	0
TOTAL	32
REPUBLICAN POLL SLIPS SIGNED	32
INDEPENDENT BALLOTS COUNTED	3
INDEPENDENT CHALLENGED BALLOTS	0
INDEPENDENT BALLOTS SPOILED	0
TOTAL	3
INDEPENDENT POLL SLIPS SIGNED	3

PRECINCT EIGHTY-SIX

DEMOCRATIC BALLOTS COUNTED	191
DEMOCRATIC CHALLENGED BALLOTS	2
DEMOCRATIC BALLOTS SPOILED	2
TOTAL	195
DEMOCRATIC POLL SLIPS SIGNED	195
REPUBLICAN BALLOTS COUNTED	113
REPUBLICAN CHALLENGED BALLOTS	4
REPUBLICAN BALLOTS SPOILED	0
TOTAL	117
REPUBLICAN POLL SLIPS SIGNED	120
INDEPENDENT BALLOTS COUNTED	6
INDEPENDENT CHALLENGED BALLOTS	0
INDEPENDENT BALLOTS SPOILED	2
TOTAL	8
INDEPENDENT POLL SLIPS SIGNED	6

One (1) poll slip spoiled.

PRECINCT EIGHTY-SEVEN

DEMOCRATIC BALLOTS COUNTED	215
DEMOCRATIC CHALLENGED BALLOTS	5
DEMOCRATIC BALLOTS SPOILED	1
TOTAL	221
DEMOCRATIC POLL SLIPS SIGNED	220
REPUBLICAN BALLOTS COUNTED	121
REPUBLICAN CHALLENGED BALLOTS	3
REPUBLICAN BALLOTS SPOILED	2
TOTAL	126
REPUBLICAN POLL SLIPS SIGNED	124
INDEPENDENT BALLOTS COUNTED	8
INDEPENDENT CHALLENGED BALLOTS	0
INDEPENDENT BALLOTS SPOILED	0
TOTAL	8
INDEPENDENT POLL SLIPS SIGNED	8

PRECINCT EIGHTY-EIGHT

DEMOCRATIC BALLOTS COUNTED	164
DEMOCRATIC CHALLENGED BALLOTS	3
DEMOCRATIC BALLOTS SPOILED	1
TOTAL	168
DEMOCRATIC POLL SLIPS SIGNED	168
REPUBLICAN BALLOTS COUNTED	73
REPUBLICAN CHALLENGED BALLOTS	4
REPUBLICAN BALLOTS SPOILED	0
TOTAL	77
REPUBLICAN POLL SLIPS SIGNED	75
INDEPENDENT BALLOTS COUNTED	4
INDEPENDENT CHALLENGED BALLOTS	2
INDEPENDENT BALLOTS SPOILED	0
TOTAL	6
INDEPENDENT POLL SLIPS SIGNED	7

In the Republican count, two (2) poll slips were found together (44 and 45). Ballot Stubs 7832 and 7806 were missing.

PRECINCT NINETY-ONE

DEMOCRATIC BALLOTS COUNTED	163
DEMOCRATIC CHALLENGED BALLOTS	6
DEMOCRATIC BALLOTS SPOILED	2
TOTAL	171
DEMOCRATIC POLL SLIPS SIGNED	169
REPUBLICAN BALLOTS COUNTED	96
REPUBLICAN CHALLENGED BALLOTS	4
REPUBLICAN BALLOTS SPOILED	0
TOTAL	100
REPUBLICAN POLL SLIPS SIGNED	100
INDEPENDENT BALLOTS COUNTED	3
INDEPENDENT CHALLENGED BALLOTS	0
INDEPENDENT BALLOTS SPOILED	0
TOTAL	3
INDEPENDENT POLL SLIPS SIGNED	3
TOTAL VOTES CAST	19,244
DEMOCRAT BALLOTS CAST	13,636
REPUBLICAN BALLOTS CAST	5,265
INDEPENDENT BALLOTS CAST	343

The Board of Canvassers recessed at 6:35 o'clock P.M. on May 30, 1996 to reconvene at 9:00 o'clock A.M. on Friday, May 31, 1996 in Room No. 103 to publicly declare the results.

* * * * *

BOARD OF CANVASSERS

FRIDAY, MAY 31, 1996

PRESENT: MONONGALIA COUNTY COMMISSION PRESIDENT - Betty L. Wiley
MONONGALIA COUNTY COMMISSION MEMBER - Florence L. Merow
MONONGALIA COUNTY COMMISSION MEMBER - John W. Pyles
COUNTY CLERK - Thelma J. Gibson
DEPUTY CLERKS FROM THE COUNTY CLERK'S OFFICE - April
Davies, Renetta Eddy, Sarah Rice, Jodi Maraney, and
Betty Tennant
SECURITY OFFICER - Ronald L. Kelly
DOMINION POST REPRESENTATIVES - Charles Sell
OBSERVERS FOR MICHAEL VECCHIO - Kris Warner

The Board of Canvassers reconvened at 9:15 o'clock A.M. on Friday, May 31, 1996 in Room No. 103 to publicly declare the results of the 1996 Primary Election.

Motion by Florence Merow; seconded by John Pyles and unanimously carried to accept the final total votes received for the 1996 Primary Election as printed from the optical scanner on May 31, 1996.

Motion by John Pyles; seconded by Florence Merow and unanimously carried to set the bond for any request for recount to be \$300.00; and the cost of the recount will include the cost of the staff to complete the recount, which will be paid by the losing candidate.

Motion by Florence Merow; seconded by John Pyles and unanimously carried that the cost of the recount be divided among the losers of those requesting a recount.

In response to a question by John Pyles regarding stopping the recount and who would be responsible for the expenses, at 9:20 o'clock A.M. Thelma J. Gibson, County Clerk, spoke with Bill Herrington in the Secretary of State's Office on recount procedures. Question - How do we determine what precincts to count? Person requesting the recount? Answer - Canvassing Board has to decide a systematic way of working their way through the precincts. Candidate can request specific precincts only if they are asking for three (3). Recount stops at the request of the candidate, if permitted, and the candidate is responsible for the expenses up to the stopping precinct. If candidate is ahead at that point, they are not responsible for it. Discussion followed. Chuck Sell, reporter for the Dominion Post read a portion of West Virginia Code 3-6-9D.

Motion by Florence Merow; seconded by John Pyles and unanimously carried that if in recounting the votes the results change, then the county will be responsible for the recount expenses; otherwise, if the results are not changed, the candidate requesting the recount will pay.

Kris Warner presented a request for recount, along with the bond of \$300.00, from Michael Vecchio. The recount request reads as follows:

May 30, 1996

Dear Members of the County Commission:

This letter is to request, in compliance with West Virginia Code 3-6-9, a hand (manual) recount of all ballots from all precincts of the election for the position of Commissioner of the Monongalia County Commission cast in the recent election between Mr. John Pyles and me. Thank you for your cooperation.

Sincerely,
Michael Vecchio

Motion by Florence Merow; seconded by John Pyles and unanimously carried to meet on Tuesday, June 4, 1996 at 3:00 o'clock P.M. in Room No. 103 to certify the results of the 1996 Primary Election except for those races who request a recount.

At 9:40 o'clock A.M., a motion was made by John Pyles; seconded by Florence Merow and unanimously carried that the Board of Canvassers be in recess until Tuesday, June 4, 1996 at 3:00 o'clock P.M.

* * * * *

BOARD OF CANVASSERS

JUNE 4, 1996

PRESENT: MONONGALIA COUNTY COMMISSION PRESIDENT - Betty L. Wiley
MONONGALIA COUNTY COMMISSION MEMBER - Florence L. Merow
MONONGALIA COUNTY COMMISSION MEMBER - John W. Pyles
COUNTY CLERK - Thelma J. Gibson
DEPUTY CLERKS FROM THE COUNTY CLERK'S OFFICE - April
Davies, Sarah Rice, Jodi Maraney, and Betty Tennant
SECURITY OFFICER - Ronald L. Kelly
CANDIDATES - Ed Kerns
OBSERVERS FOR MICHAEL VECCHIO - Keith Olson, and Marvin
Carter
OBSERVER FOR EUGENE SELLARO - George Johnson

The Board of Canvassers reconvened at 3:08 o'clock P.M. on Tuesday, June 4, 1996 in Room No. 103 for the purpose of certifying the 1996 Primary Election results and setting the date for the recount to begin.

In addition to the recount request of Michael Vecchio, the following candidates have requested recounts:

June 3, 1996

To: Monongalia County Commission/Board of Canvass
Thelma Gibson, Monongalia County Clerk

From: L. W. "Bill" Bartolo, Democrat Candidate for Sheriff

Subject: Request for Primary Election Results Recount Sheriff's
Race

I am requesting a hand recount of the votes cast in the race for Sheriff of Monongalia County. Thank you.

June 4, 1996

Dear County Commission and Thelma Gibson

Please accept this letter as my request for a hand count of the votes that were cast in the race for Assessor on May 14, 1996. I have enclosed a Cashier's Check in the amount of \$300 for the bond that is required.

Thank you,
Joseph C. Bartolo, Democrat
Candidate for Assessor of
Monongalia County

May 31, 1996

Dear Commissioners,

I, Edward V. Kerns, a Democrat candidate for the WV State Senate for the 14 Senatorial District, in the May 14, 1996 Primary Election, do hereby request a hand recount of all Democrat ballots produced as a result of the May 14, 1996, Primary Election held in Monongalia County. I also request only the race for the 14th Senatorial District involving candidates Ed Kerns and Jon Blair Hunter be hand counted.

I hereby request all ballots and documents concerning the May 14, 1996, Primary Election be preserved and secured until such hand count is completed.

I hereby request I be given an opportunity to inspect any ballots requested.

I hereby request the right to stop said recount at anytime I may choose.

I hereby request a written response from the Monongalia County Commission advising the disposition of my request.

Sincerely,
Edward V. Kerns

May 30, 1996

Dear President Wiley:

I wish to file notice that I, Jon Blair Hunter, want to preserve my right to continue the hand recount in all precincts of the 14th Senatorial District of the Democratic race and am willing to post a bond to preserve that right.

Respectfully,
Jon Blair Hunter
14th District Senatorial Candidate

Motion by John Pyles; seconded by Florence Merow and unanimously carried to certify the 1996 Primary Election results except the races of the County Commission, Sheriff, Assessor and the 14th Senatorial District.

The Board of Canvassers directed the County Clerk to serve notice on the other candidates in the races where a request for recount has been received, namely Anthony "Tony" Barill, Roy Denjen, John Pyles and Rodney Pyles.

Edward V. Kerns requested the recount not to begin until Tuesday, June 11, 1996.

Motion by Florence Merow; seconded by John Pyles and unanimously carried to begin the recount on Tuesday, June 11, 1996 at 9:00 o'clock A.M.

The County Clerk asked how many teams of tally clerks would be needed. During the discussion, Edward Kerns ask to bring his own tally clerk and that the seventeen (17) precincts in the 14th Senatorial District (Nos. 33, 34, 38, 37, 59, 60, 61, 62, 63, 64, 67, 68, 69, 77A, 77B, 78, 85) be counted first; and count the other candidates in those precincts at the same time. No decision was made on the number of tally clerks needed. There was discussion of reconsidering the disallowed challenged ballots on Monday at 9:00 o'clock A.M. before the recount on Tuesday. The Board was advised that Jan Casto in the Secretary of State's Office said that the disallowed challenged ballots can be considered on the recount candidates only. Following discussion, motion was made by Betty Wiley; seconded by Florence Merow and unanimously carried to grant the request of Edward Kerns to count the seventeen (17) precincts for the 14th Senatorial District as listed previously and to allow Mr. Kerns to bring his own tally clerk.

John Pyles asked that new locks be placed on the ballot room. The new locks can be placed on the door by Ron Kelly.

The Board of Canvassers of the County of Monongalia, State of West Virginia, having carefully and impartially examined the returns of the election held in Monongalia County, on the 14th day of May, 1996, do hereby certify that in said County the following votes were received:

DEMOCRATIC BALLOT

FOR THE OFFICE OF PRESIDENT OF THE UNITED STATES

LYNDON H. LaROUCHE, JR. received
One Thousand Six Hundred Eighty-Four (1,684)

BILL CLINTON received
Ten Thousand Three Hundred Ninety-Two (10,392)

FOR THE OFFICE OF U.S. SENATOR

JAY ROCKEFELLER received
Eleven Thousand Three Hundred Ninety-Five (11,395)

BRUCE BARILLA received
One Thousand Six Hundred Sixteen (1,616)

FOR THE OFFICE OF U.S. HOUSE OF REPRESENTATIVES FIRST CONGRESSIONAL DISTRICT

ALAN B. MOLLOHAN received
Eleven Thousand Twenty-three (11,023)

FOR THE OFFICE OF GOVERNOR

LOUIS J. (LOU) DAVIS received
One Hundred Three (103)

CHARLOTTE PRITT received
Five Thousand Six Hundred Thirty-Three (5,633)

BOB MYERS received
Sixty-Nine (69)

RICHARD E. KOON received
Thirty-Six (36)

LYLE SATTES received
Seventy-Three (73)

JOE MANCHIN, III received
Four Thousand Nine Hundred Thirty-Nine (4,939)

BOB HENRY BABER received Forty-Nine	(49)
LARRIE BAILEY received Seven Hundred Twenty	(720)
FRANKIE ROCCHETTI received Seventeen	(17)
FRED L. SCHELL received Thirty-Four	(34)
JIM LEES received One Thousand Five Hundred Ninety-Six	(1,596)

FOR THE OFFICE OF SECRETARY OF STATE

KEN HECHLER received Ten Thousand Eight Hundred Ten	(10,810)
--	----------

FOR THE OFFICE OF AUDITOR

GLEN B. GAINER III received Ten Thousand Four Hundred Eighty-Five	(10,485)
--	----------

FOR THE OFFICE OF TREASURER

JOHN D. PERDUE received Nine Thousand Seven Hundred Eighty-Six	(9,786)
---	----------

FOR THE OFFICE OF COMMISSIONER OF AGRICULTURE

GUS R. DOUGLASS received Ten Thousand Three Hundred Forty-Three	(10,343)
--	----------

FOR THE OFFICE OF ATTORNEY GENERAL

DARRELL MCGRAW received Eight Thousand Six Hundred Nienty-Five	(8,695)
LOUIS "Duke" BLOOM received Two Thousand Eight Hundred Thirty-Two	(2,832)

FOR THE OFFICE OF JUSTICE OF THE SUPREME COURT OF APPEALS

LARRY STARCHER received Six Thousand Seven Hundred Thirteen	(6,713)
JOSEPH P. ALBRIGHT received Two Thousand Seventy-Five	(2,075)
ELLIOTT "Spike" MAYNARD received One Thousand Six Hundred Seventy-Nine	(1,679)
BRIAN GALLAGHER received Seven Thousand Six Hundred Seventy-Five	(7,675)
ARTHUR M. RECHT received Two Thousand Twenty-Three	(2,023)
JOHN R. FRAZIER received One Thousand Three Hundred Fifty-Five	(1,355)

**FOR THE OFFICE OF JUSTICE OF THE SUPREME COURT OF APPEALS
(UNEXPIRED TERM)**

ROBIN DAVIS received Four Thousand Fifty-Eight	(4,058)
---	----------

DANNY STAGGERS received
Five Thousand Five Hundred Ninety-Four (5,594)

BOOKER T. STEPHENS received
One Thousand Six Hundred Fifty-Five (1,655)

**FOR THE OFFICE OF STATE SENATOR
THIRTEENTH SENATORIAL DISTRICT**

ROMAN W. PREZIOSO, JR. received
Five Thousand Four Hundred Sixty-Five (5,465)

VERN SWISHER received
Two Thousand Nine Hundred Twenty-Two (2,922)

**FOR THE OFFICE OF HOUSE OF DELEGATES
FORTY-SECOND DELEGATE DISTRICT**

CARL DAVIS received
Twenty-Five (25)

TOM COLEMAN received
Fifty-Six (56)

CHRISTOPHER R. WEAVER received
Thirty-Seven (37)

JOHN R. TAYLOR received
Eighty-Eight (88)

**FOR THE OFFICE OF HOUSE OF DELEGATES
FORTY-FOURTH DELEGATE DISTRICT**

JOHN (Winner) PARKER received
Two Thousand Three Hundred Three (2,303)

TWILA S. METHENEY received
Five Thousand Two Hundred Seventy-Five (5,275)

RICHARD McIE received
One Thousand Four Hundred Twenty (1,420)

DAVE LAURIE received
Two Thousand Thirty-Two (2,032)

STEPHEN P. MALCOLM received
One Thousand One Hundred Thirty-Four (1,134)

EUGENE CLAYPOLE received
Five Thousand Five Hundred Eighty-Five (5,585)

MIKE BUCHANAN received
Five Thousand Eight Hundred Forty-One (5,841)

ROBERT C. "Bob" BEACH received
Six Thousand Three Hundred Ninety-Nine (6,399)

BARBARA EVANS FLEISCHAUER received
Six Thousand Three Hundred Eighty-Eight (6,388)

GREG G. SAYRE received
Three Thousand Five Hundred Two (3,502)

FOR THE OFFICE OF PROSECUTING ATTORNEY

EUGENE J. SELLARO received
Four Thousand Ninety Hundred Eighty-Seven (4,987)

MARCIA L. ASHDOWN received
Eight Thousand Thirty-Four (8,034)

FOR THE OFFICE OF MAGISTRATE

HERSHEL R. MULLINS received Five Thousand Eight Hundred Ninety-Three	(5,893)
ALAN K. LINDAMOOD received Three Thousand Six Hundred Sixty-Nine	(3,669)
ELIZABETH "Liz" MARTIN received Four Thousand Six Hundred Forty-Five	(4,645)
JOANNE M. TAYLOR received One Thousand Five	(1,005)
SANDY HOLEPIT received Three Thousand Two Hundred Thirty-Three	(3,233)
BILL "Mutt" PAVONE received One Thousand Six Hundred Sixty-Eight	(1,668)
J.T. "Terry" WHITE received Seven Hundred Forty-Four	(744)
JAMES MATUGA received Eight Hundred Seventy-Five	(875)
RUTH GARLOW received Four Thousand Eight Hundred Seventeen	(4,817)
EDGAR "Ed" COSNER received One Thousand Eight Hundred Thirty-Eight	(1,838)
CHERYL L. JORDAN received One Thousand Twenty-Seven	(1,027)
ELDON A. CALLEN received One Thousand One Hundred Fifty-Seven	(1,157)
DARRIS J. SUMMERS received Three Thousand One Hundred Eight	(3,108)
ALAN WHEELER received Five Thousand Five Hundred Forty-Two	(5,542)
RANDY L. JONES received Two Thousand Eight Hundred Six	(2,806)
HELENE FRIEDBERG received Two Thousand One Hundred Twelve	(2,112)
FRANK N. SALUCCI received Two Thousand Five Hundred Eight	(2,508)

FOR THE OFFICE OF SURVEYOR

JOHN W. HORNE received Seven Thousand Nine Hundred Fourteen	(7,914)
--	----------

**DELEGATES TO THE NATIONAL CONVENTION
FIRST CONGRESSIONAL DISTRICT
(FEMALES)**

ELIZABETH O. BEALE received One Thousand Eighty-Eight	(1,088)
CARYE L. BLANEY received Three Thousand Nine Hundred Seventy-Four	(3,974)
ANN DACEY received Two Thousand Eight Hundred Ninety-Six	(2,896)
BARBARA EVANS FLEISCHAUER received Six Thousand Five Hundred Seventeen	(6,517)

SHELBY (Bosley) LEARY received Four Thousand Five Hundred Forty-Seven	(4,547)
MARGARET "Marge" MARTINO received Seven Hundred Two	(702)
WINIFRED "Sis" McCOY received Five Hundred Thirty	(530)
LEATRICE J. "Libby" STOUT received Six Hundred Sixty	(660)
BETH TAYLOR received One Thousand Four Hundred Seventy-One	(1,471)
CARRIE WEBSTER received One Thousand Six Hundred Ninety-Two	(1,692)
JUDY WRIGHT received Two Hundred Seventy-Two	(272)
PATRICIA A. MARSH received Five Hundred Fifty-Six	(556)
KATHERINE STALNAKER received Six Hundred Ninety-Three	(693)

**DELEGATES TO THE NATIONAL CONVENTION
FIRST CONGRESSIONAL DISTRICT
(MALES)**

J.D. BEANE received Eight Hundred Forty-One	(841)
WILLIAM P. BONAR received Eight Hundred Eight	(808)
KEITH BURDETTE received One Thousand Six Hundred Eighty-Three	(1,683)
STEPHEN L. COOK received Seven Thousand Three Hundred Sixty-Seven	(7,367)
GEORGE F. FORDHAM received Eight Hundred Eleven	(811)
LARRY A. LINCH received One Thousand Six Hundred Seventy-Four	(1,674)
JOHN S. MARTINO received Nine Hundred Fifty-Seven	(957)
JACK R. McCOY received Six Hundred Thirty-Eight	(638)
WILLIAM E. REYNOLDS received One Thousand Ninety-Three	(1,093)
JAMES E. "Jim" SAGO received One Thousand Eight Hundred Twenty-Eight	(1,828)
DAVID J. SIMS received Six Hundred Twenty-Four	(624)
PAUL W. TUCKER received Six Hundred Thirty-Seven	(637)
MORTON C. "Toby" MARSH received Five Hundred Sixty-Five	(565)
GEORGE S. HARTLINE received One Thousand Five Hundred Thirty-Four	(1,534)

CURTIS B. SMITH received
Seven Hundred Forty-Nine (749)

THOMAS MICHAEL STALNAKER received
One Thousand One Hundred Seventy-Six (1,176)

REPUBLICAN BALLOT

FOR THE OFFICE OF PRESIDENT OF THE UNITED STATES

LAMAR ALEXANDER received
One Hundred Sixty-Eight (168)

RICHARD G. LUGAR received
Seventy (70)

BOB DOLE received
Three Thousand One Hundred Sixty-Nine (3,169)

STEVE FORBES received
Three Hundred Nine (309)

PHIL GRAMM received
Eighty-Nine (89)

ALAN LEE KEYES received
Three Hundred Five (305)

MORRY TAYLOR received
Eighteen (18)

PATRICK J. "Pat" BUCHANAN received
Seven Hundred Forty-Four (744)

FOR THE OFFICE OF U.S. SENATOR

BETTY A. BURKS received
Three Thousand Six Hundred Thirty-Eight (3,638)

FOR THE OFFICE OF U.S. HOUSE OF REPRESENTATIVES FIRST CONGRESSIONAL DISTRICT

NO CANDIDATE FILES

FOR THE OFFICE OF GOVERNOR

CECIL H. UNDERWOOD received
One Thousand Seven Hundred Thirty-One (1,731)

DAVID McKINLEY received
One Thousand Seven Hundred Fifty-Six (1,756)

JON McBRIDE received
One Thousand Five Hundred Eighteen (1,518)

FOR THE OFFICE OF SECRETARY OF STATE

VERNON R. HAYES, JR. received
Two Thousand Four Hundred Thirty-Eight (2,438)

HENRY L. THAXTON received
One Thousand Five Hundred Four (1,504)

FOR THE OFFICE OF AUDITOR

NO CANDIDATE FILED

FOR THE OFFICE OF TREASURER

STAN KLOS received
Three Thousand Seven Hundred Ninety-One (3,791)

FOR THE OFFICE OF COMMISSIONER OF AGRICULTURE

PAUL NUCHIMS received
Three Thousand Five Hundred Seventy-Six (3,576)

FOR THE OFFICE OF ATTORNEY GENERAL

CHARLOTTE R. LANE received
Three Thousand Five Hundred Seventy-Four (3,574)

FOR THE OFFICE OF JUSTICE OF THE SUPREME COURT OF APPEALS

RICHARD A. (Richie) ROBB received
Two Thousand Four Hundred Seven (2,407)

JOHN YODER received
Three Thousand Two Hundred Ninety-One (3,291)

**FOR THE OFFICE OF JUSTICE OF THE SUPREME COURT OF APPEALS
(UNEXPIRED TERM)**

NO CANDIDATE FILED

**FOR THE OFFICE OF STATE SENATOR
THIRTEENTH SENATORIAL DISTRICT**

NO CANDIDATE FILED

**FOR THE OFFICE OF STATE SENATOR
FOURTEENTH SENATORIAL DISTRICT**

THOMAS H. HUDGINS, JR. received
Nine Hundred Sixty-Four (964)

**FOR THE OFFICE OF HOUSE OF DELEGATES
FORTY-FOURTH DELEGATE DISTRICT**

ED KOHOUT received
Two Thousand Two Hundred Sixty-Eight (2,268)

ERIC T. BLASS received
Three Thousand Four Hundred Forty (3,440)

MARLENE FRICH received
Two Thousand Eight Hundred Ninety-One (2,891)

TOBY GROFF received
One Thousand Five Hundred Thirty-Four (1,534)

SHEIRL LEE FLETCHER received
Three Thousand Three Hundred Fifteen (3,315)

FOR THE OFFICE OF COUNTY COMMISSIONER

STEVE MORRIS received
Three Thousand Six Hundred Ninety-Seven (3,697)

FOR THE OFFICE OF PROSECUTING ATTORNEY

NO CANDIDATE FILED

FOR THE OFFICE OF SHERIFF

NO CANDIDATE FILED

FOR THE OFFICE OF ASSESSOR

JOE TENNANT received
Three Thousand Three Hundred Seventy-Six (3,376)

FOR THE OFFICE OF MAGISTRATE

BOB HART received
Two Thousand Seven Hundred Forty-Five (2,745)

MIKE ROBERTS received
Three Thousand Six Hundred Twenty (3,620)

MARY SLEETH CREAMER received
Two Thousand Six Hundred Twenty-Three (2,623)

FOR THE OFFICE OF SURVEYOR

NO CANDIDATE FILED

FOR DELEGATES AT LARGE TO THE NATIONAL CONVENTION

BOB ASHLEY received
Seven Hundred Fifty-Seven (757)

DAVID ALLEN BARNETTE received
Five Hundred Sixty-Two (562)

CLEVE BENEDICT received
One Thousand Nine Hundred Fifty-Three (1,953)

SHANNON BENNETT received
Eight Hundred Fifty-Three (853)

DONNA J. BOLEY received
Seven Hundred Forty-Three (743)

WILLIAM T. "Bill" BRIGHT received
Nine Hundred Twelve (912)

MICHAEL W. CAREY received
Six Hundred Fifty-Nine (659)

CLINT GILLESPIE received
Four Hundred Forty-Two (442)

BOB GOULD received
Four Hundred Ninety-Six (496)

ROBERT D. (Bob) HARMAN received
Nine Hundred Twenty-Seven (927)

VERNON R. HAYES, JR. received
Five Hundred Thirty-Three (533)

ED KOHOUT received
One Thousand Eight Hundred Eighty-One (1,881)

JOHN STEVEN LeROSE received
Three Hundred Twenty-Eight (328)

JON McBRIDE received
Two Thousand Ninety-Seven (2,097)

DAVID McKINLEY received
One Thousand Seven Hundred Six (1,706)

MARIA MOLINA received Three Hundred Eighty-Seven	(387)
ROBERT PAINTER received Three Hundred	(300)
KRIS WARNER received One Thousand Seven Hundred Eighty-Eight	(1,788)
DAVID C. COLES received Two Hundred Eighty-Nine	(289)
GLADYS KAZYAK received Three Hundred Sixty-Six	(366)
LEO KAZYAK received Two Hundred Eighty-Three	(283)
BENJAMIN L. BAILEY received Two Hundred Ninety-Two	(292)
MARK J. COYLE received One Hundred Eighty-Four	(184)
CRAIG HAMMOND received One Hundred Eighty-Nine	(189)
ROBERT (Bob) JONES received Three Hundred Eighty-Six	(386)
BRUCE A. KOLSUN received Two Hundred Forty	(240)
PHILIP B. LEPANTO received One Hundred Forty-Two	(142)
BERNARD C. MCGINNIS, III received One Hundred Sixty-Four	(164)
SUSAN B. PAULEY received Three Hundred Sixty-One	(361)
LARRY SWANN received Two Hundred Thirteen	(213)
LARRY TIGHE received Three Hundred Six	(306)
VALERIE M. EYSTER received Two Hundred Forty-Eight	(248)
DAVID BAILEY received Three Hundred Eighty-Five	(385)
SAMUEL A. CRAVOTTA received Three Hundred Twenty-Six	(326)
JASON GAIN received Three Hundred Eighty	(380)
FRED GILLESPIE received Three Hundred Ninety-Six	(396)
MICHAEL GUY received Six Hundred One	(601)
ROBERT A. MURTO receive Two Hundred Eighty-Seven	(287)
JOHN OVERINGTON received Three Hundred Six	(306)
J. JAY WOLFE received Four Hundred Twenty-Five	(425)

GEORGE EDWARD BENNETT received One Hundred Ninety-One	(191)
DENISE L. GOULD received Two Hundred Ten	(210)
HARRY W. BOGGS received One Hundred Seventy-Three	(173)
ALICE CLICK received One Hundred Seventy-Six	(176)
PHYLLIS M. COLE received One Hundred Ninety-One	(191)
DAVID CRAFT received One Hundred Sixteen	(116)
ELMER A. FIKE received One Hundred Thirty-Three	(133)
TERRY GREENWOOD received Ninety	(90)
STAN KLOS received Five Hundred Sixty-Four	(564)
DICK MITCHEM received Seventy-Six	(76)
PAMELA MITCHEM received One Hundred Sixty	(160)
RICHARD (Rick) PILL received Two Hundred Eighty-Three	(283)
MATT PINSON received Seventy-Four	(74)
JOHN R. RAESE received One Thousand Five Hundred Fifty-Three	(1,553)
CHARLOTTE S. SNEAD received Two Hundred Ninety-Five	(295)
AUBRY WILSON received Two Hundred Forty-Seven	(247)

**DELEGATES TO THE NATIONAL CONVENTION
FIRST CONGRESSIONAL DISTRICT**

TOM AZINGER received Seven Hundred Eighty-Nine	(789)
TRENT R. BENZO received Six Hundred Sixty	(660)
J. FRANK DEEM received Eight Hundred Twenty-Eight	(828)
JO ANN HANSON received Seven Hundred Twenty-Four	(724)
ROLAND ("Landy") HOBBS, JR. received Six Hundred Sixty-Seven	(667)
JASON PLACER received Three Hundred Fifty-Three	(353)
MARK A. FREES received Eight Hundred Eight	(808)
DONALD D. GRAY received Six Hundred Ninety-Six	(696)

WILLIAM A. SACK received Seven Hundred Twenty	(720)
BARBARA FISH received Two Hundred Six	(206)
JEFFREY R. MILLER received One Hundred Twenty-Four	(124)
JOSEPH BINGIEL received Two Hundred Thirty-Nine	(239)
TOM CLAYTON received Five Hundred Twenty-Nine	(529)
BRAD GAIN received Three Hundred Ten	(310)
PHYLLIS GLENDENNING ELSON received One Hundred Three	(103)
ERIC W. GOFF received Two Hundred Fourteen	(214)
ELIZABETH F. JEFFERS received One Hundred Eighty-Six	(186)
MARIE A. KLOS received Three Hundred Twelve	(312)
JOHN M. SISLER received One Thousand Two Hundred Nine	(1,209)

**NONPARTISAN
MEMBERS OF THE MONONGALIA COUNTY BOARD OF EDUCATION**

LARRY HERRINGTON received One Thousand Five Hundred Eleven	(1,511)
NANCY A. WALKER received Five Thousand Three Hundred Fifty-Nine	(5,359)
ELIAS COSTIANES received One Thousand Three Hundred Eighty-Four	(1,384)
JOSEPH E. STRAKAL, JR. received Eight Hundred Fifty	(850)
JOSEPH C. STATLER received Two Thousand Eight Hundred Fifteen	(2,815)
SHARON WEIMER received Four Thousand One Hundred Ninety-Four	(4,194)
WAYNE G. BAKER received One Thousand Nine Hundred Sixteen	(1,916)
PATTI STEWART received Two Thousand Two Hundred Seventy-Seven	(2,277)
GEORGE DOUGLAS SIX received Five Hundred Sixty-Six	(566)
MELANIE JOHNSON received Five Hundred Fifty-Six	(556)
AL PRICHARD received Two Thousand Four Hundred Thirty-Five	(2,435)
MICHAEL T. YURA received Five Thousand Four Hundred Eighteen	(5,418)

The Board of Canvassers recessed at 3:43 o'clock P.M. to reconvene on Tuesday, June 11, 1996 in Room No. 103 to begin the recount.

* * * * *

BOARD OF CANVASSERS

Tuesday, JUNE 11, 1996

PRESENT: MONONGALIA COUNTY COMMISSION PRESIDENT - Betty L. Wiley
MONONGALIA COUNTY COMMISSION MEMBER - Florence L. Merow
MONONGALIA COUNTY COMMISSION MEMBER - John W. Pyles
COUNTY CLERK - Thelma J. Gibson
DEPUTY CLERKS FROM THE COUNTY CLERK'S OFFICE - April Davies, Sarah Rice, Jodi Maraney, and Betty Tennant
SECURITY OFFICER - Ronald L. Kelly
WORKERS - James A. Biser, Jackie Copeland, Ruby Anderson, Libbi Rose, Iona Rose, Lillian Angotti, Wendell Michael, Billie Jo Mayle, Thomas Angotti, E. LaVonne Young, Helen Sanders, Ruth Overfield, and Diane DeMedici
CANDIDATES - Jon Blair Hunter, Rodney Pyles, Ed Kerns, Bill Bartolo, A. P. Barill and Joe Bartolo
DOMINION POST REPRESENTATIVES - Charles Sell and Evelyn Ryan
WDTV REPRESENTATIVES - Amit Chitre
OBSERVERS FOR JOHN W. PYLES - Mary Jane Kerns, and Grace Batton
OBSERVERS FOR MICHAEL VECCHIO - Kris Warner, Marvin Carter, Keith Olson, and Travis Smith
OBSERVERS FOR JON HUNTER - Judy Hunter, and Jack Kaplan
ATTORNEY FOR TONY BARILL - John R. Angotti
OBSERVERS FOR TONY BARILL - David Lee Smith, G. V. Mehalic, Erica Smith, and Roger Mills,
ATTORNEY FOR ED KERNS - Charles H. Damron
OBSERVERS FOR ED KERNS - Roy Knight, and Eleanor Knight
OBSERVERS FOR JOSEPH BARTOLO - Sandra Pride, Vicky Anderson, and Donna Hidock
OBSERVERS - Josephine Joseph

The Board of Canvassers reconvened at 9:10 o'clock A.M. in Room No. 103 on Tuesday, June 11, 1996 for the purpose of beginning the recount.

The following letters requesting a recount and bonds posted have been received by the County Clerk since the previous meeting:

Received June 5, 1996 at 9:41 o'clock A.M. as follows:

Anthony P. Barill
937 Garrison Street
Morgantown, WV 26505

Monongalia County Commission
Monongalia County Courthouse
243 High Street
Morgantown, WV 26505

RE: Recount of Election Ballots

This letter is to request, in compliance with West Virginia Code 3-6-9, a hand (manual) recount of all ballots from all precincts of the election for the position of sheriff of Monongalia County cast in the Primary Election, May 14, 1996.

Thank you for your cooperation.

Sincerely,
Anthony P. "Tony" Barill

Received June 5, 1996 at 2:28 o'clock P.M. as follows:

Rodney A. Pyles
536 Harvard Avenue
Morgantown, WV 26505
June 5, 1996

The Honorable Thelma Gibson
Clerk of the County Commission
County Court House
Morgantown, WV 26505

Dear Ms. Gibson,

In order to protect my interests as a candidate for re-election to the office of Monongalia County Assessor, I hereby request a recount of all votes cast in all precincts during the primary election held in said county on the 14th day of May, 1996. This request is made pursuant to the provisions of W.Va. Code 3-6-9.

It is my understanding that all recount procedures must be executed in accordance with W.Va. Code 3-4A-27 and 3-4A-28, as well as all other rules established by the Secretary of State governing vote tabulation and certification of results.

Because Mr. Bartolo originally requested this recount, and I have been duly served with notice of his demands, it is my interpretation of W.Va. Code 3-6-9 that he shall be responsible for the entire cost of this recount should I be certified as the winner in the Democratic Primary.

Enclosed with this letter is \$300.00 in cash to cover the maximum bond required by law. Please contact me at your earliest convenience should my further cooperation be necessary in this matter or if I have, in your opinion, misinterpreted the financing of the recount.

Sincerely yours,
Rodney A. Pyles

Received June 6, 1996 at 2:55 o'clock P.M. as follows:

DEMAND FOR RECOUNT BY JOHN W. PYLES

- TO: (1) The County Commission of Monongalia County West Virginia and All Commissioners Thereof and Ex-Officio Board of Canvessors for Monongalia County, West Virginia
- (2) Thelma Gibson, Clerk of the County Commission of Monongalia County, West Virginia

As apparent winner of the Democrat Party nomination for the office of Monongalia County Commissioner, the undersigned, John W. Pyles, personally does herewith furnish \$300 in cash as the bond required by WV Code 3-6-9D.

Since a recount of all precincts has already been requested by the apparent loser in the race for County Commissioner, MICHAEL VECCHIO, JR., my intention is to preserve my rights as stated in WV Code 3-6-9B: "PROVIDED, that after notice is served, candidates so served shall have an additional twenty four hours in which to notify the board, in writing of their intention to preserve their right to demand a recount of precincts not requested to be recounted by the candidate originally requesting a recount of ballots cast."

I hereby make my request for a recount as provided for in 3-6-9B and to preserve the right to demand a recount of precincts which I may designate during the recount process.

John W. Pyles
County Commissioner and
Candidate For County
Commissioner

The following letter dated June 6, 1996 was received regarding tally clerks for the recount:

Monongalia County Commission
Courthouse
Morgantown, WV 26505

Dear Commissioners:

Please be advised that I am writing this letter on behalf of and as the attorney for A. P. (Tony) Barill, in reference to the appointment of tally clerks for the upcoming recounts.

Mr. Barill is asking that the County Commission appoint and pay for the tally clerks for the upcoming recount. Mr. Barill further objects to the County Commission appointing any official tally clerk that has been chosen by a candidate.

Thanking you for your consideration, I remain,

Sincerely yours,
John R. Angotti

The oath was administered to all tally clerks/workers for the recount by Thelma J. Gibson, County Clerk.

The Board of Canvassers decided to have four (4) teams of tally clerks with each team counting one (1) race.

Betty Wiley, Commission President, read instructions for the recount from the Secretary of State. Betty advised that we will have to begin with Precinct No. 1 which reverses the prior decision. Charlie Damron, Edward Kerns' representative, questioned why they would not be able to touch the ballots as set forth in the instructions from the Secretary of State.

Questionable ballots are to be made a part of the record. Keith Olson, representative for Michael Vecchio, questioned John Pyles being a part of the recount. Bill Bartolo asked that the Board reconsider beginning with Precinct No. 1 and count the six (6) Westover precincts first followed by the 14th Senatorial precincts (seventeen (17) precincts).

Motion by Florence Merow; seconded by John Pyles and unanimously carried to count the six (6) Westover precincts first followed with the 14th Senatorial District precincts. The six (6) Westover Precincts are: 70, 71, 72, 73, 75, and 92. The 14th Senatorial District Precincts are: (Nos. 33, 34, 38, 37, 59, 60, 61, 62, 63, 64, 67, 68, 69, 77A, 77B, 78, 85).

During the recount of Precinct No. 71, Keith Olson, representative for Michael Vecchio, questioned a ballot for Michael Vecchio (County Commission No. 1) because all the ovals were marked with a "X" except the oval for the County Commission race which had the oval darkened. The resolution board ballots were reviewed to compare the original with the duplicate ballot prepared on election night.

The 14th Senatorial race recount was requested to stop at 12:05 o'clock P.M. with agreement of both candidates to allow the original count to stand. The Canvassing Board will certify the the votes received for the candidates as follows:

Ed V. Kerns received Five Hundred Thirty (530) votes.

Jon Blair Hunter received Two Thousand Five Hundred Sixty-One (2,561) votes.

At 12:19 o'clock P.M., Bill Bartolo, candidate for sheriff, and Joseph Bartolo, candidate for assessor, asked that the recount be stopped and the vote count will stand as originally tabulated. The Canvassing Board will certify the votes received for the candidates as follows:

FOR THE OFFICE OF SHERIFF

L. W. "Bill" Bartolo received Four Thousand One Hundred Forty-Five (4,145) votes.

Roy J. Denjen received Three Thousand Eight Hundred Ninety-Nine (3,899) votes.

Anthony P. "Tony" Barill received Five Thousand Thirty (5,030) votes.

FOR THE OFFICE OF ASSESSOR

Joseph (Joe) Bartolo received Five Thousand Eight Hundred Fifty-Nine (5,859) votes.

Rodney A. Pyles received Seven Thousand One Hundred Eighty-One (7,181) votes.

The Board of Canvassers proceeded with the recount of the County Commission race. In Precinct 75, questioned by Michael Vecchio's representative of a resolution ballot where the ovals were darkened in two (2) races (X) marked one () marked the other one.

At 1:50 o'clock P.M., two (2) teams started to tally the County Commission race. It was noted that in Precinct No. 7 that Florence Merow had laid back some ballots that were missed in the first recount of Precinct No. 7. The precinct was counted again.

Precinct No. 9 - John Pyles questioned the intent of the voter. The ballot had names scratched out in the County Commission race but had check marks in all other races voted. Ballot was numbered County Commission No. 1.

Precinct No. 17 - Ballot was questioned by both Michael Vecchio's representative, Kris Warner, and John Pyles since both candidates ovals were marked--John Pyles names was circled. Motion by John Pyles; seconded by Betty Wiley to move to disallow the ballot as the voter's intent is unclear. Florence Merow was in disagreement. The tally team was in disagreement as follows: Florence Merow and Jackie Copeland said to count for Michael Vecchio; Lillian Angotti and Billie Jo Mayle said no; therefore, the ballot will not count for either candidate.

At 4:30 o'clock P.M., Kris Warner, representative for Mr. Vecchio, expressed disapproval of two (2) tally teams counting at the same time. It was agreed that one (1) tally team will close after completing the precinct presently being recounted. The team to quit is Florence Merow, Jackie Copeland, Lillian Angotti, and Billie Jo Mayle.

Precinct No. 23 - Kris Warner, representative of Mr. Vecchio, requested to review the original ballot "Resolution Ballot No. 2" Kris Warner said it was okay.

Precinct No. 25 - Absentee ballot had AIS No. 027 which is Precinct No. 29 - voted for Michael Vecchio.

The Board of Canvassers recessed at 7:15 o'clock P.M. after completing the recount of thirty (30) precincts. Kris Warner, Mr. Vecchio's representative, agreed to have two (2) tally teams counting when the Board reconvenes at 9:00 o'clock A.M. on Wednesday, June 12, 1996 in Room No. 103.

* * * * *

BOARD OF CANVASSERS

WEDNESDAY, JUNE 12, 1996

PRESENT: MONONGALIA COUNTY COMMISSION PRESIDENT - Betty L. Wiley
MONONGALIA COUNTY COMMISSION MEMBER - Florence L. Merow
MONONGALIA COUNTY COMMISSION MEMBER - John W. Pyles
ASSISTANT PROSECUTING ATTORNEY - Phillip M. Magro
COUNTY CLERK - Thelma J. Gibson
DEPUTY CLERKS FROM THE COUNTY CLERK'S OFFICE - April Davies, Sarah Rice, Jodi Maraney, and Betty Tennant
SECURITY OFFICER - Ronald L. Kelly
WORKERS - James A. Biser, Ruby Anderson, Iona Rose, Lillian Angotti, Helen Sanders, Ruth Overfield, Rose Ann Hagee, and Diane DeMedici
CANDIDATES - Steve Morris
DOMINION POST REPRESENTATIVES - Charles Sell
WBOY REPRESENTATIVE - Stacy Kennell
WAJR REPRESENTATIVE - Jeff Jenkins
OBSERVERS FOR JOHN W. PYLES - Mary Jane Kerns, Grace Batton, and Kim Rose
OBSERVERS FOR MICHAEL VECCHIO - Kris Warner, Marvin Carter, Keith Olson, and Travis Smith
OBSERVER FOR EUGENE SELLARO - George Johnson
OBSERVERS - Rick Raspa

The Board of Canvassers reconvened at 9:01 o'clock A.M. in Room No. 103 to continue with the recount of the County Commission race. The recount began with one (1) tally team recounting until Rose Ann Hagee arrived at 9:30 o'clock A.M. Two (2) teams proceeded with said recount.

At 9:30 o'clock A.M., John Pyles requested sworn affidavits be filed naming the candidate's representative at the recount; and filed his affidavit naming Kim Rose as the representative to be observer for John Pyles in the County Commission race.

Precinct No. 26 - Kris Warner, representative for Mr. Vecchio, questioned four (4) Resolution Ballots. Readers, Betty Wiley and Iona Rose, as well as, Helen Sanders and Ruby Anderson all agreed on the voter's intent; therefore, the ballots will not be marked questionable and will count in the hand count. During the discussion of the four (4) ballots, the ovals were removed to check the ballot markings.

At 10:00 o'clock A.M., Keith Olson, representative for Mr. Vecchio, advised the Board that he had talked with Jan Casto in the Secretary of State's Office; and that in the case of questioned ballots, all four (4) members of the tally team should initial, if said questioned ballot is determined to be counted.

At 10:03 o'clock A.M., the Board asked that Jan Casto be called and requested Jan to fax the additional recount procedures to Thelma J. Gibson, County Clerk.

Precinct No. 28 - Ballot questioned (Question No. 1 by Kris Warner and Question No. 2 by John Pyles). After discussion, the voter's intent was deemed to be clear and the ballot was counted. Ballot initialed by counting team.

At 10:20 o'clock A.M. the Board of Canvassers was asked by Kris Warner, representative for Michael Vecchio, to go back to the four (4) questioned ballots in Precinct No. 26 and officially mark the questions as No. 1, 2, 3, 4; tally team initialed accordingly; and replace ovals as placed on the ballot by the Resolution Board on election night.

At 10:28 o'clock A.M., Kim Rose came to the recount as the official observer for John Pyles as candidate for the County Commission.

Precinct No. 31 - Ballot questioned by Kris Warner, Michael Vecchio's representative, numbered No. 1 because both ovals for County Commission race were darkened; and then Michael Vecchio's name was marked through and (X) out. All members of the counting team agreed the voter's intent was clear; and said ballot was counted.

At 10:51 o'clock A.M. a sworn affidavit from Michael Vecchio was filed officially appointing as his spokespersons throughout the recount Kris Warner, Keith Olson, Travis Smith and Marvin Carter.

At 11:00 o'clock A.M. a fax was received from Jan Casto, Secretary of State's Office, with additional Recount Procedures as follows:

1. A representative of a candidate requesting a recount must have written authorization signed by that candidate for that purpose.

Note: With specific reference to the Monongalia recount started on June 11, 1996:

- a) Any representative acting for a candidate from the start of the recount can affirm his or her authorized standing by providing the board of canvassers with that written that written authorization from the candidate.

- b) That authorization must state that the candidate did recognize the representative's role for that time period.

2. Questioning a ballot - The intent of the recount is to allow the candidate (in person or through a representative) to examine particular ballots and to question their interpretation.

Following this intent, it is permissible for the candidate or the candidate's representative to question any ballot. If a candidate or candidate representative does question a ballot, the tally team should re-examine that ballot and reach their finding.

Any ballot questioned must be marked to provide for its identification at any future contest of the election.

3. Determining the counting of a ballot - If a majority of the tally team (all four members) cannot agree on the intent of the voter's ballot markings on a questioned ballot, it will remain questioned and the votes for that ballot will not be recorded.

If a majority of the tally team does agree, the agreed upon vote markings are recorded. Of course, if there has been a question, the ballot marking will still indicate that it was originally questioned (even though the original marking has been marked through and initialed by the four members of the tally team).

4. The candidate or candidate representative and the board of canvassers is to keep a record of the questioned ballots. Of course, they can make any notes they want with their own notes.

Precinct No. 32 - Two (2) ballots A.I.S. number 034 tallied on hand count would be Precinct No. 32.

At 11:20 o'clock A.M., Jan Casto was called at the Secretary of State's Office regarding questions on the fax previously received and as to whether Kris Warner could review resolution ballots on

prior precincts that have already been recounted. Based on West Virginia Code 3-4A-27, no because the seven (7) day period is passed; therefore, it a "one shot" time to review. Additional ruling could be sought from the local Prosecuting Attorney on said code.

Precinct No. 34 - Kris Warner, observer for Michael Vecchio, questioned the ballot so that he could view the voter's marking under the oval. Said ballot will be counted.

Kris Warner, observer for Mr. Vecchio, requested to see the original ballots of the Resolution Duplicate Ballots Number 1 and 2 that were prepared by the Resolution Board on election night. No objection to counting said ballots.

The Board of Canvassers recessed for lunch at 11:45 o'clock A.M. to reconvene at 12:30 o'clock P.M. that same day.

The Board of Canvassers reconvened at 12:37 o'clock P.M. to continue with the recount. Diane DeMedici replaced Betty Wiley on the one (1) tally team.

Precinct No. 35 - Kris Warner, observer for Mr. Vecchio, asked to see under the black oval on one (1) of the Resolution Ballots. The oval was replaced and no objection voiced.

Precinct No. 48 - Kris Warner, observer for Mr. Vecchio, questioned a ballot numbered No. 1. The tally team was agreed on the voter's intent and the ballot was counted.

Precinct No. 48 - Mary Jane Kerns requested to see the original ballot of Duplicate Ballot No. 2004 that was made by the Canvassing Board. No objections were made.

At 2:07 o'clock P.M., John Pyles requested the record of the recount proceedings reflect the fact that Kim Rose is on vacation at this time while serving as his observer and is not on the time clock as an employee of the County Clerk's Office.

Precinct No. 61 - John Pyles questioned a ballot numbered No. 1. The tally team agreed the voter's intent was to vote for Michael Vecchio.

John Pyles questioned another ballot numbered No. 2. The tally team agreed the voter's intent was to vote for Michael Vecchio.

At 4:03 P.M. o'clock, Keith Olson, representing Michael Vecchio, appealed to the County Commissioners to honor his request to only use one tally team after 5:00 P.M. as Michael Vecchio would only have one (1) observer present. Betty Wiley requested Betty Tennant to call the Secretary of State's Office regarding the request. Bill Harrington advised that the County Commission has the right to continue using two (2) teams even if the candidate objects. Confirmation in writing was requested of the advice.

Plans are to continue the recounting until 7:00 o'clock P.M. A motion was made by Florence Merow to reduce the tally teams to one (1) as requested at 5:00 P.M. The motion was objected to by John Pyles considering the advice just received via telephone. No action was taken and the recount continued with two (2) tally teams.

The confirmation, dated June 12, 1996 from William H. Harrington, Chief of Staff, Secretary of State's Office, read as follows:

"The recount is to be conducted by the County Commission. They have the authority to "call the shots" in terms of the logistics of the recount. Specifically, the County Commission has the authority to have either one team performing the recount or two (2) teams. It is up to the candidates representatives who are serving as observers to accommodate the time table set by the

County Commission. Specifically, if you are having two teams of people performing the recount, it is the responsibility of the candidate, if they desire to do so, to have two observers."

I hope this is helpful.

Sincerely,
William H. Harrington, Chief of Staff

Precinct 68 - Kris Warner, representative for Michael Vecchio, questioned Ballot No. 1 because both ovals in the County Commission race were darkened; however, the vote for Michael Vecchio was scratched out with marks and (X). The Resolution Board on election night had placed an oval over the vote for Michael Vecchio thus determining the voters intent to vote for John Pyles. The Resolution Board's oval was replaced and the vote stands for John Pyles.

At 4:45 o'clock P.M., Kris Warner, on behalf of Michael Vecchio, offered to stop the recount of all scanned ballots and accept the scanner ballots if they could just review the resolution board ballots, challenged ballots, and additional ballots not recounted thus far. Motion was made by Florence Merow and seconded by Betty Wiley to grant the request if permitted by law. John Pyles objected.

The Board of Canvassers signed across the seals of ballot envelopes containing the ballots recounted and recessed at 5:01 o'clock P.M. to reconvene at 1:30 o'clock P.M. on June 13, 1996 in Room 103. Eighteen (18) precincts remain to be recounted.

* * * * *

BOARD OF CANVASSERS

THURSDAY, JUNE 13, 1996

PRESENT: MONONGALIA COUNTY COMMISSION PRESIDENT - Betty L. Wiley
MONONGALIA COUNTY COMMISSION MEMBER - Florence L. Merow
MONONGALIA COUNTY COMMISSION MEMBER - John W. Pyles
ASSISTANT PROSECUTING ATTORNEY - Phillip M. Magro
COUNTY CLERK - Thelma J. Gibson
DEPUTY CLERKS FROM THE COUNTY CLERK'S OFFICE - April Davies, Sarah Rice, Jodi Maraney, and Betty Tennant
SECURITY OFFICER - Ronald L. Kelly
WORKERS - James A. Biser, Ruby Anderson, Iona Rose, Lillian Angotti, Helen Sanders, Ruth Overfield, and Rose Ann Hagee
DOMINION POST REPRESENTATIVES - Charles Sell, and Kim Oriole
OBSERVERS FOR JOHN W. PYLES - Mary Jane Kerns, Grace Batton, and Kim Rose
OBSERVERS FOR MICHAEL VECCHIO - Kris Warner, Marvin Carter, and Keith Olson
OBSERVERS - Rick Raspa, and Attorney Joe Laurita

The Board of Canvassers reconvened on June 13, 1996 at 2:35 o'clock P.M. in Room 103 to proceed with the recount of the remaining eighteen (18) precincts.

The Board of Canvassers advised Kris Warner, representative for Michael Vecchio, that the request to review the resolution board ballots and challenged ballots only in the remaining precincts to be counted was denied by advice received from the Secretary of State's Office. Kris Warner ask then that the recount proceed.

Precinct No. 74 - Kim Rose, representative of John Pyles, questioned ballot marked No. 1. The tally team all agreed that the ballot marked with (X) in the oval may not have been counted by the scanner. The ballot will be counted in the recount.

Precinct No. 77A - John Pyles questioned ballot marked Ballot No. 1 because the oval was darkened in and John Pyles had a mark within the oval. The tally team all agreed the intent of the voter was to vote for Michael Vecchio and counted accordingly.

Precinct No. 78 - Kris Warner, representative of Michael Vecchio, questioned ballot numbered No. 1 because it was a duplicate ballot marked by the Resolution Board on election night. The ballot had the oval for Michael Vecchio darkened and the oval for John Pyles darkened; however the vote for Michael Vecchio was marked out with a (X) as the original ballot was reviewed.

Precinct No. 77B - Kim Rose, representative of John Pyles, questioned ballot numbered No. 1 because the ballot was marked with circles instead of darkening the ovals.

Precinct No. 79B - Kim Rose, representative of John Pyles, questioned ballot numbered No. 1 because the vote for Michael Vecchio was marked (X). The tally team counted the vote for Michael Vecchio.

Precinct No. 86 - Kris Warner, representative for Michael Vecchio, requested to see the original ballots of Duplicate Ballots Nos. 1, 2, 3 from the Resolution Board on election night. All three (3) original ballots were torn. The duplicate ballots were okay.

Precinct No. 87 - Kim Rose, representative for John Pyles, questioned ballot numbered No. 1 because there was a (X) in the ovals. All parties agreed to count.

Precinct No. 87 - Kim Rose, representative for John Pyles, questioned ballot numbered No. 2 because the mark is very light for John Pyles. The vote will be counted and compared with the scanner count to see if the ballot had been counted by the scanner.

At 5:25 o'clock P.M. the recount of all ballots cast, including regular ballots, challenged ballots allowed, and resolution ballots as approved by the Board of Canvassers in the 1996 Primary Election for the race of the County Commission was completed.

Kris Warner, representative for Michael Vecchio, requested that locks be retained on the ballot room for forty-eight (48) hours, which would be Monday, June 17, 1996. Challenged ballots may be questioned.

Thelma J. Gibson, County Clerk, requested the Board of Canvassers make an order for candidates to pick up their cash bond and for them to bring a check payable in the amount of the recount expenses as determined for each candidate. A motion was made by John Pyles, seconded by Florence Merow and unanimously carried to authorize the County Clerk to notify each candidate of their recount expense total and to request the correct amount be submitted when picking up their posted bond for said recount.

Kris Warner, representative for Michael Vecchio, requested a tally of the hand count totals by precinct. A motion was duly made by John Pyles; seconded by Florence Merow and unanimously carried that said tally be prepared and made available to Michael Vecchio.

A motion was made by John Pyles; seconded by Florence Merow and unanimously carried to publicly declare that the recount is completed of the regular ballots, challenged ballots, absentee ballots and resolution board ballots; and that the County Clerk

should prepare the Certificate of Votes Cast in the race of the County Commission to be certified on Friday, June 14, 1996 at 3:30 o'clock P.M.

Thelma J. Gibson, County Clerk, requested that maintenance personnel be available to move the optical scanners back to the Voter Registration Room No. 103 tomorrow.

Keith Olson, representative for Michael Vecchio, asked when the individuals will be notified that their challenged ballots were not allowable; therefore not counted in the Primary Election. Michael Vecchio requested a list of the these voters and the request was denied by Betty Wiley.

A motion was made by Florence Merow; seconded by John Pyles and unanimously carried to have the County Clerk send a letter to each voter that had cast a disallowed challenged ballot with an explanation as to why.

Keith Olson, representative of Mr. Vecchio, requested a list of individuals assisting the Resolution Board with ballots in any way by duplicating, marking, placing ovals, etc. on the night of the election. The point was made that the County Clerk can have as many Resolution Boards as necessary. John Pyles commented that this has been one of the most open and honest elections in years with the canvassers under scrutiny; therefore any doubts should be removed at this time and the accuracy of the optical scanners thereby proven.

Maintenance personnel will be moving the optical scanner equipment in the morning.

The Board of Canvassers recessed at 5:48 o'clock P.M. to reconvene at 3:30 o'clock P.M. on Friday, June 14, 1996 in Room No. 103 for the purpose of certifying the results of the recount.

* * * * *

BOARD OF CANVASSERS

FRIDAY, JUNE 14, 1996

PRESENT: MONONGALIA COUNTY COMMISSION PRESIDENT - Betty L. Wiley
MONONGALIA COUNTY COMMISSION MEMBER - Florence L. Merow
MONONGALIA COUNTY COMMISSION MEMBER - John W. Pyles
COUNTY CLERK - Thelma J. Gibson
DEPUTY CLERKS FROM THE COUNTY CLERK'S OFFICE - April Davies, Sarah Rice, Jodi Maraney, Betty Tennant, and Rennetta Eddy
SECURITY OFFICER - Ronald L. Kelly
CANDIDATE - Michael Vecchio
DOMINION POST REPRESENTATIVE - Charles Sell
OBSERVERS FOR MICHAEL VECCHIO - Kris Warner, Keith Olson, and Travis Smith
OBSERVERS - Mary Jane Kerns

The Board of Canvassers reconvened at 3:34 o'clock P.M. on Friday, June 14, 1996 in Room No. 103; and a motion was duly made by Florence Merow, seconded by John Pyles and unanimously carried to certify the results of the recount for the race of County Commission in the 1996 Primary Election as follows:

RECOUNT
MONONGALIA COUNTY COMMISSION


PRECINCT NO.	JOHN W. PYLES	MICHAEL A. VECCHIO
01	101	102
02	118	122
03	75	68
04	130	108
05	130	64
06	29	24
07	38	40
08	87	78
09	82	85
10	30	19
12	28	19
13	62	46
14	48	50
15	97	91
16	62	72
17	71	50
18	12	14
20	38	35
21	46	24
22	20	14
23	100	103
24	79	103
25	129	141
26	67	52
27	74	71
28	75	72
29	69	70
30	57	41
31	105	110
32	74	69
33	105	122
34	74	93
35	101	104
36	34	29
37	56	85
38	183	217
39	84	79
40	36	30
41	39	35
42	66	54
44	115	107
46	88	77
47	112	92
48	61	79
49	31	24
51	53	50
52	71	44
53	57	47
54	90	57
55	77	54
56	22	08
58	20	18
59	93	121
60	45	46
61	146	169
62	146	127
63	42	51
64	52	66
67	137	107
68	100	96
69	109	112
70	85	105
71	91	101
72	67	70
73	113	129
74	89	101
75	64	70
76	25	18

RECOUNT CONTINUED
MONONGALIA COUNTY COMMISSION

PRECINCT NO.	JOHN W. PYLES	MICHAEL A. VEECHIO
77A	89	99
77B	80	96
78	109	141
79A	75	84
79B	87	106
80	85	71
81	60	92
82	59	46
83	124	144
84	67	53
85	32	42
86	95	87
87	107	88
88	77	79
90	39	62
91	87	62
92	79	127
TOTALS	6,463	6,430

The Board of Canvassers certified all the results written previously to be the actual votes received by each candidate in the May 14, 1996, Primary Election, and signed separate certificates of the results of said election, within Monongalia County, for each of the offices to be filled by each political party.

The Board of Canvassers adjourned at 4:00 o'clock P.M., sine die.







COMMISSIONERS OF THE COUNTY
COMMISSION AND EX-OFFICIO BOARD
OF CANVASSERS IN AND FOR
MONONGALIA COUNTY, WEST VIRGINIA

BT/MK

OPTICAL SCANNING EQUIPMENT
PUBLIC INSPECTION

Tuesday, October 29, 1996
2:00 p.m.

PRESENT:

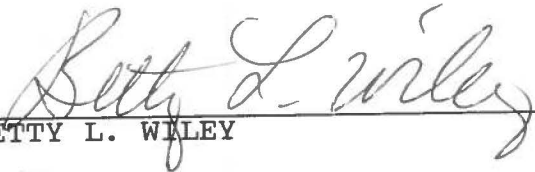
Betty L. Wiley, President
Florence L. Merow, Member
John W. Pyles, Member
Jean Friend, Monongalia County Circuit Clerk
Robert Dinsmore, Ballot Commissioner
John Patrick Ball, Ballot Commissioner
Cathy Tinney Zara, Democrat Executive Committee
Charlotte Teets, Democrat Executive Committee
Evelyn Ryan, Dominion Post

In accordance with West Virginia State Code 3-4A-13, the members of the Monongalia County Commission convened at the Office of the Monongalia County Clerk with the ballot commissioners present at 2:00 o'clock P.M., where the AIS Optical Scanners are stored, and prepared as required by law, and further found the Optical Scanners, Accumulator and Program Deck to be in proper order, and affixed signatures to a written attesting document.


OPTICAL SCANNERS TEST CERTIFICATION # 1

AFTER PUBLIC TEST

In accordance with West Virginia State Code 3-4Ad-26, the members of the Monongalia County Commission certified that the public test of the program disc to be used in the Primary Election on Tuesday, November 5, 1996 was tested and found to be free from error and affixed signatures to a written certification dated this 29th day of October, 1996.


BETTY L. WILEY


FLORENCE L. MEROW


JOHN W. PYLES

COMMISSIONERS OF THE COUNTY
COMMISSION

ATTEST BY:


THELMA J. GIBSON

TITLE:

MONONGALIA COUNTY CLERK